








Assembly code	Assembly description	Assembly image
ASM0027B/0.D00	Door	
ASM2012D/0.D00	Cooking chamber	
ASM2013D/0.D01	External cover	
ASM2014F/0.D00	Electrical system	








ASM0027B/0.D00 - Door - FRONT








ASM0027B/0.D00 - Door - REAR




COMPONENT			SPARE PART										
Code	Description	Image	Code	Description	Kit components								
0H1930B	HANDLE TUBE L=718 Ø18x1		K0H1930B	LMISS 800 HANDLE KIT	<table><tr><th>Code</th><th>Description</th><th>Qty</th><th>UOM</th></tr><tr><td>0H1930B0</td><td>HANDLE TUBE L= 718 Ø18x1</td><td>1.000</td><td>PC</td></tr></table>	Code	Description	Qty	UOM	0H1930B0	HANDLE TUBE L= 718 Ø18x1	1.000	PC
					Code	Description	Qty	UOM					
					0H1930B0	HANDLE TUBE L= 718 Ø18x1	1.000	PC					
					<table><tr><td>MG1015B0</td><td>L.MISS/L.MICR O/CHEFTOP HANDLE END</td><td>2.000</td><td>PC</td></tr></table>	MG1015B0	L.MISS/L.MICR O/CHEFTOP HANDLE END	2.000	PC				
					MG1015B0	L.MISS/L.MICR O/CHEFTOP HANDLE END	2.000	PC					
					<table><tr><td>VI1855A0</td><td>5X25 SELF-TAPPING SCREW</td><td>2.000</td><td>PC</td></tr></table>	VI1855A0	5X25 SELF-TAPPING SCREW	2.000	PC				
					VI1855A0	5X25 SELF-TAPPING SCREW	2.000	PC					
<table><tr><td>VM1025A0</td><td>Ø16 GREY NYLON LID</td><td>2.000</td><td>PC</td></tr></table>	VM1025A0	Ø16 GREY NYLON LID	2.000	PC									
VM1025A0	Ø16 GREY NYLON LID	2.000	PC										
<table><tr><td>VM1794A0</td><td>250x4.8 PA66 BLACK CLAMP</td><td>2.000</td><td>PC</td></tr></table>	VM1794A0	250x4.8 PA66 BLACK CLAMP	2.000	PC									
VM1794A0	250x4.8 PA66 BLACK CLAMP	2.000	PC										
<table><tr><td>VM2103A0</td><td>CLAMP LOCK</td><td>2.000</td><td>PC</td></tr></table>	VM2103A0	CLAMP LOCK	2.000	PC									
VM2103A0	CLAMP LOCK	2.000	PC										
CR1050A	XVC105/DECK/ROSSELLA DOOR HINGE		KCR1050A	XVC105/DECK/ROSSELLA HINGES KIT	<table><tr><th>Code</th><th>Description</th><th>Qty</th><th>UOM</th></tr><tr><td>CR1050A1</td><td>XVC105/DECK/ROSSELLA DOOR HINGE</td><td>2.000</td><td>PC</td></tr></table>	Code	Description	Qty	UOM	CR1050A1	XVC105/DECK/ROSSELLA DOOR HINGE	2.000	PC
					Code	Description	Qty	UOM					
					CR1050A1	XVC105/DECK/ROSSELLA DOOR HINGE	2.000	PC					
<table><tr><td>VI1280A3</td><td>M5x10 TC1/2T SCREW</td><td>6.000</td><td>PC</td></tr></table>	VI1280A3	M5x10 TC1/2T SCREW	6.000	PC									
VI1280A3	M5x10 TC1/2T SCREW	6.000	PC										
MG1015B	L.MISS/L.MICRO/CHEFTOP HANDLE END		KMG1015B	2 PCS. HANDLE END KIT	<table><tr><th>Code</th><th>Description</th><th>Qty</th><th>UOM</th></tr><tr><td>MG1015B0</td><td>L.MISS/L.MICR O/CHEFTOP HANDLE END</td><td>2.000</td><td>PC</td></tr></table>	Code	Description	Qty	UOM	MG1015B0	L.MISS/L.MICR O/CHEFTOP HANDLE END	2.000	PC
					Code	Description	Qty	UOM					
					MG1015B0	L.MISS/L.MICR O/CHEFTOP HANDLE END	2.000	PC					
					<table><tr><td>VI1855A0</td><td>5X25 SELF-TAPPING SCREW</td><td>2.000</td><td>PC</td></tr></table>	VI1855A0	5X25 SELF-TAPPING SCREW	2.000	PC				
					VI1855A0	5X25 SELF-TAPPING SCREW	2.000	PC					
<table><tr><td>VI1870A0</td><td>50x50 SELF-THREADING SCREW FOR PLASTIC</td><td>2.000</td><td>PC</td></tr></table>	VI1870A0	50x50 SELF-THREADING SCREW FOR PLASTIC	2.000	PC									
VI1870A0	50x50 SELF-THREADING SCREW FOR PLASTIC	2.000	PC										
<table><tr><td>VM1025A0</td><td>Ø16 GREY NYLON LID</td><td>2.000</td><td>PC</td></tr></table>	VM1025A0	Ø16 GREY NYLON LID	2.000	PC									
VM1025A0	Ø16 GREY NYLON LID	2.000	PC										
VI1855A	5X25 SELF-TAPPING SCREW		KVI1855A	5x25 SELF-TAPPING SCREW 20 PCS.	<table><tr><th>Code</th><th>Description</th><th>Qty</th><th>UOM</th></tr><tr><td>VI1855A0</td><td>5X25 SELF-TAPPING SCREW</td><td>20.000</td><td>PC</td></tr></table>	Code	Description	Qty	UOM	VI1855A0	5X25 SELF-TAPPING SCREW	20.000	PC
Code	Description	Qty	UOM										
VI1855A0	5X25 SELF-TAPPING SCREW	20.000	PC										




COMPONENT			SPARE PART																																																										
Code	Description	Image	Code	Description	Kit components																																																								
VM1025A	Ø16 GREY NYLON LI		KVM1025A	GREY NYLON CAPS 20 PCS KIT	<table><tr><th>Code</th><th>Description</th><th>Qty</th><th>UOM</th></tr><tr><td>VM1025A0</td><td>Ø16 GREY NYLON LID</td><td>20.000</td><td>PC</td></tr></table>	Code	Description	Qty	UOM	VM1025A0	Ø16 GREY NYLON LID	20.000	PC																																																
Code	Description	Qty	UOM																																																										
VM1025A0	Ø16 GREY NYLON LID	20.000	PC																																																										
LP1036A	LineMiss L=100 LED BAR		KLP1036A	LMISS L200 LED BAR KIT	<table><tr><th>Code</th><th>Description</th><th>Qty</th><th>UOM</th></tr><tr><td>LP1036A2</td><td>L200 E200 LM LUX COMPLETE LED BAR</td><td>1.000</td><td>PC</td></tr></table>	Code	Description	Qty	UOM	LP1036A2	L200 E200 LM LUX COMPLETE LED BAR	1.000	PC																																																
Code	Description	Qty	UOM																																																										
LP1036A2	L200 E200 LM LUX COMPLETE LED BAR	1.000	PC																																																										
VM1916A	RIGHT UPPER COLUMN CAP		KVT1253A	XF-XFT195-EG- VT1253A EXTERNAL GLASS KIT	<table><tr><th>Code</th><th>Description</th><th>Qty</th><th>UOM</th></tr><tr><td>RC1200A0</td><td>ED=4 WIRE D=0.5 H24 COMPRESSIO N SPRING</td><td>2.000</td><td>PC</td></tr><tr><td>SL1050A1</td><td>3M TRANSFER ADHESIVE TAPE</td><td>0.820</td><td>M</td></tr><tr><td>TB2301A0</td><td>RIGHT COLUMN XVC105E 40x40x1</td><td>1.000</td><td>PC</td></tr><tr><td>TB3081A0</td><td>LMISS ARIANNA/ROS SELLA DOOR LEFT COLUMN</td><td>1.000</td><td>PC</td></tr><tr><td>VM1025A0</td><td>Ø16 GREY NYLON LID</td><td>2.000</td><td>PC</td></tr><tr><td>VM1695A0</td><td>HANDLE POSITION PIN</td><td>2.000</td><td>PC</td></tr><tr><td>VM1916A0</td><td>RIGHT UPPER COLUMN CAP</td><td>1.000</td><td>PC</td></tr><tr><td>VM1917A0</td><td>LEFT UPPER COLUMN CAP</td><td>1.000</td><td>PC</td></tr><tr><td>VM1918A0</td><td>RIGHT LOWER COLUMN CAP</td><td>1.000</td><td>PC</td></tr><tr><td>VM1919A0</td><td>LEFT LOWER COLUMN CAP</td><td>1.000</td><td>PC</td></tr><tr><td>VM1920A0</td><td>INTERNAL GLASS CLOSING RIGHT PLATE</td><td>1.000</td><td>PC</td></tr><tr><td>VM1921A0</td><td>INTERNAL GLASS CLOSING LEFT PLATE</td><td>1.000</td><td>PC</td></tr><tr><td>VT1253A0</td><td>XF-XFT195 DOOR EXT. BLACK GLASS-ENGEF OOD</td><td>1.000</td><td>PC</td></tr></table>	Code	Description	Qty	UOM	RC1200A0	ED=4 WIRE D=0.5 H24 COMPRESSIO N SPRING	2.000	PC	SL1050A1	3M TRANSFER ADHESIVE TAPE	0.820	M	TB2301A0	RIGHT COLUMN XVC105E 40x40x1	1.000	PC	TB3081A0	LMISS ARIANNA/ROS SELLA DOOR LEFT COLUMN	1.000	PC	VM1025A0	Ø16 GREY NYLON LID	2.000	PC	VM1695A0	HANDLE POSITION PIN	2.000	PC	VM1916A0	RIGHT UPPER COLUMN CAP	1.000	PC	VM1917A0	LEFT UPPER COLUMN CAP	1.000	PC	VM1918A0	RIGHT LOWER COLUMN CAP	1.000	PC	VM1919A0	LEFT LOWER COLUMN CAP	1.000	PC	VM1920A0	INTERNAL GLASS CLOSING RIGHT PLATE	1.000	PC	VM1921A0	INTERNAL GLASS CLOSING LEFT PLATE	1.000	PC	VT1253A0	XF-XFT195 DOOR EXT. BLACK GLASS-ENGEF OOD	1.000	PC
Code	Description	Qty	UOM																																																										
RC1200A0	ED=4 WIRE D=0.5 H24 COMPRESSIO N SPRING	2.000	PC																																																										
SL1050A1	3M TRANSFER ADHESIVE TAPE	0.820	M																																																										
TB2301A0	RIGHT COLUMN XVC105E 40x40x1	1.000	PC																																																										
TB3081A0	LMISS ARIANNA/ROS SELLA DOOR LEFT COLUMN	1.000	PC																																																										
VM1025A0	Ø16 GREY NYLON LID	2.000	PC																																																										
VM1695A0	HANDLE POSITION PIN	2.000	PC																																																										
VM1916A0	RIGHT UPPER COLUMN CAP	1.000	PC																																																										
VM1917A0	LEFT UPPER COLUMN CAP	1.000	PC																																																										
VM1918A0	RIGHT LOWER COLUMN CAP	1.000	PC																																																										
VM1919A0	LEFT LOWER COLUMN CAP	1.000	PC																																																										
VM1920A0	INTERNAL GLASS CLOSING RIGHT PLATE	1.000	PC																																																										
VM1921A0	INTERNAL GLASS CLOSING LEFT PLATE	1.000	PC																																																										
VT1253A0	XF-XFT195 DOOR EXT. BLACK GLASS-ENGEF OOD	1.000	PC																																																										




COMPONENT			SPARE PART																																																										
Code	Description	Image	Code	Description	Kit components																																																								
VM1916A	RIGHT UPPER COLUMN CAP		KVT1072A	L.M. ROSSELLA BLACK EXTERNAL GLASS KIT	<table><tr><th>Code</th><th>Description</th><th>Qty</th><th>UOM</th></tr><tr><td>RC1200A0</td><td>ED=4 WIRE D=0.5 H24 COMPRESSIO N SPRING</td><td>2.000</td><td>PC</td></tr><tr><td>SL1050A1</td><td>3M TRANSFER ADHESIVE TAPE</td><td>0.820</td><td>M</td></tr><tr><td>TB2301A0</td><td>RIGHT COLUMN XVC105E 40x40x1</td><td>1.000</td><td>PC</td></tr><tr><td>TB3081A0</td><td>LMISS ARIANNA/ROS SELLA DOOR LEFT COLUMN</td><td>1.000</td><td>PC</td></tr><tr><td>VM1025A0</td><td>Ø16 GREY NYLON LID</td><td>2.000</td><td>PC</td></tr><tr><td>VM1695A0</td><td>HANDLE POSITION PIN</td><td>2.000</td><td>PC</td></tr><tr><td>VM1916A0</td><td>RIGHT UPPER COLUMN CAP</td><td>1.000</td><td>PC</td></tr><tr><td>VM1917A0</td><td>LEFT UPPER COLUMN CAP</td><td>1.000</td><td>PC</td></tr><tr><td>VM1918A0</td><td>RIGHT LOWER COLUMN CAP</td><td>1.000</td><td>PC</td></tr><tr><td>VM1919A0</td><td>LEFT LOWER COLUMN CAP</td><td>1.000</td><td>PC</td></tr><tr><td>VM1920A0</td><td>INTERNAL GLASS CLOSING RIGHT PLATE</td><td>1.000</td><td>PC</td></tr><tr><td>VM1921A0</td><td>INTERNAL GLASS CLOSING LEFT PLATE</td><td>1.000</td><td>PC</td></tr><tr><td>VT1072A0</td><td>LineMiss ROSSELLA BLACK EXTERNAL GLASS</td><td>1.000</td><td>PC</td></tr></table>	Code	Description	Qty	UOM	RC1200A0	ED=4 WIRE D=0.5 H24 COMPRESSIO N SPRING	2.000	PC	SL1050A1	3M TRANSFER ADHESIVE TAPE	0.820	M	TB2301A0	RIGHT COLUMN XVC105E 40x40x1	1.000	PC	TB3081A0	LMISS ARIANNA/ROS SELLA DOOR LEFT COLUMN	1.000	PC	VM1025A0	Ø16 GREY NYLON LID	2.000	PC	VM1695A0	HANDLE POSITION PIN	2.000	PC	VM1916A0	RIGHT UPPER COLUMN CAP	1.000	PC	VM1917A0	LEFT UPPER COLUMN CAP	1.000	PC	VM1918A0	RIGHT LOWER COLUMN CAP	1.000	PC	VM1919A0	LEFT LOWER COLUMN CAP	1.000	PC	VM1920A0	INTERNAL GLASS CLOSING RIGHT PLATE	1.000	PC	VM1921A0	INTERNAL GLASS CLOSING LEFT PLATE	1.000	PC	VT1072A0	LineMiss ROSSELLA BLACK EXTERNAL GLASS	1.000	PC
			Code	Description	Qty	UOM																																																							
RC1200A0	ED=4 WIRE D=0.5 H24 COMPRESSIO N SPRING	2.000	PC																																																										
SL1050A1	3M TRANSFER ADHESIVE TAPE	0.820	M																																																										
TB2301A0	RIGHT COLUMN XVC105E 40x40x1	1.000	PC																																																										
TB3081A0	LMISS ARIANNA/ROS SELLA DOOR LEFT COLUMN	1.000	PC																																																										
VM1025A0	Ø16 GREY NYLON LID	2.000	PC																																																										
VM1695A0	HANDLE POSITION PIN	2.000	PC																																																										
VM1916A0	RIGHT UPPER COLUMN CAP	1.000	PC																																																										
VM1917A0	LEFT UPPER COLUMN CAP	1.000	PC																																																										
VM1918A0	RIGHT LOWER COLUMN CAP	1.000	PC																																																										
VM1919A0	LEFT LOWER COLUMN CAP	1.000	PC																																																										
VM1920A0	INTERNAL GLASS CLOSING RIGHT PLATE	1.000	PC																																																										
VM1921A0	INTERNAL GLASS CLOSING LEFT PLATE	1.000	PC																																																										
VT1072A0	LineMiss ROSSELLA BLACK EXTERNAL GLASS	1.000	PC																																																										
KVT1071A	L.M. ROSSELLA EXTERNAL GLASS KIT	<table><tr><th>Code</th><th>Description</th><th>Qty</th><th>UOM</th></tr><tr><td>RC1200A0</td><td>ED=4 WIRE D=0.5 H24 COMPRESSIO N SPRING</td><td>2.000</td><td>PC</td></tr><tr><td>SL1050A1</td><td>3M TRANSFER ADHESIVE TAPE</td><td>0.820</td><td>M</td></tr><tr><td>TB2301A0</td><td>RIGHT COLUMN XVC105E 40x40x1</td><td>2.000</td><td>PC</td></tr><tr><td>VM1025A0</td><td>Ø16 GREY NYLON LID</td><td>2.000</td><td>PC</td></tr></table>	Code	Description	Qty	UOM	RC1200A0	ED=4 WIRE D=0.5 H24 COMPRESSIO N SPRING	2.000	PC	SL1050A1	3M TRANSFER ADHESIVE TAPE	0.820	M	TB2301A0	RIGHT COLUMN XVC105E 40x40x1	2.000	PC	VM1025A0	Ø16 GREY NYLON LID	2.000	PC																																							
Code	Description	Qty	UOM																																																										
RC1200A0	ED=4 WIRE D=0.5 H24 COMPRESSIO N SPRING	2.000	PC																																																										
SL1050A1	3M TRANSFER ADHESIVE TAPE	0.820	M																																																										
TB2301A0	RIGHT COLUMN XVC105E 40x40x1	2.000	PC																																																										
VM1025A0	Ø16 GREY NYLON LID	2.000	PC																																																										







COMPONENT			SPARE PART																																															
Code	Description	Image	Code	Description	Kit components																																													
VM1916A	RIGHT UPPER COLUMN CAP		KVT1071A	L.M. ROSSELLA EXTERNAL GLASS KIT	<table><tr><th>Code</th><th>Description</th><th>Qty</th><th>UOM</th></tr><tr><td>VM1695A0</td><td>HANDLE POSITION PIN</td><td>2.000</td><td>PC</td></tr><tr><td>VM1916A0</td><td>RIGHT UPPER COLUMN CAP</td><td>1.000</td><td>PC</td></tr><tr><td>VM1917A0</td><td>LEFT UPPER COLUMN CAP</td><td>1.000</td><td>PC</td></tr><tr><td>VM1918A0</td><td>RIGHT LOWER COLUMN CAP</td><td>1.000</td><td>PC</td></tr><tr><td>VM1919A0</td><td>LEFT LOWER COLUMN CAP</td><td>1.000</td><td>PC</td></tr><tr><td>VM1920A0</td><td>INTERNAL GLASS CLOSING RIGHT PLATE</td><td>1.000</td><td>PC</td></tr><tr><td>VM1921A0</td><td>INTERNAL GLASS CLOSING LEFT PLATE</td><td>1.000</td><td>PC</td></tr><tr><td>VT1071A2</td><td>YELLOW SER GLASS 798X424X5</td><td>1.000</td><td>PC</td></tr></table>	Code	Description	Qty	UOM	VM1695A0	HANDLE POSITION PIN	2.000	PC	VM1916A0	RIGHT UPPER COLUMN CAP	1.000	PC	VM1917A0	LEFT UPPER COLUMN CAP	1.000	PC	VM1918A0	RIGHT LOWER COLUMN CAP	1.000	PC	VM1919A0	LEFT LOWER COLUMN CAP	1.000	PC	VM1920A0	INTERNAL GLASS CLOSING RIGHT PLATE	1.000	PC	VM1921A0	INTERNAL GLASS CLOSING LEFT PLATE	1.000	PC	VT1071A2	YELLOW SER GLASS 798X424X5	1.000	PC									
			Code	Description	Qty	UOM																																												
VM1695A0	HANDLE POSITION PIN	2.000	PC																																															
VM1916A0	RIGHT UPPER COLUMN CAP	1.000	PC																																															
VM1917A0	LEFT UPPER COLUMN CAP	1.000	PC																																															
VM1918A0	RIGHT LOWER COLUMN CAP	1.000	PC																																															
VM1919A0	LEFT LOWER COLUMN CAP	1.000	PC																																															
VM1920A0	INTERNAL GLASS CLOSING RIGHT PLATE	1.000	PC																																															
VM1921A0	INTERNAL GLASS CLOSING LEFT PLATE	1.000	PC																																															
VT1071A2	YELLOW SER GLASS 798X424X5	1.000	PC																																															
KVT1067A	L.M. ELENA BLACK EXTERNAL GLASS KIT	<table><tr><th>Code</th><th>Description</th><th>Qty</th><th>UOM</th></tr><tr><td>RC1200A0</td><td>ED=4 WIRE D=0.5 H24 COMPRESSION N SPRING</td><td>2.000</td><td>PC</td></tr><tr><td>SL1050A1</td><td>3M TRANSFER ADHESIVE TAPE</td><td>0.660</td><td>M</td></tr><tr><td>TB2306A0</td><td>L.Miss Stefania/Elena DOOR RIGHT COLUMN</td><td>1.000</td><td>PC</td></tr><tr><td>TB3080A0</td><td>L.MISS STEFANIA/ELE NA DOOR LEFT COLUMN</td><td>1.000</td><td>PC</td></tr><tr><td>VM1025A0</td><td>Ø16 GREY NYLON LID</td><td>2.000</td><td>PC</td></tr><tr><td>VM1695A0</td><td>HANDLE POSITION PIN</td><td>2.000</td><td>PC</td></tr><tr><td>VM1916A0</td><td>RIGHT UPPER COLUMN CAP</td><td>1.000</td><td>PC</td></tr><tr><td>VM1917A0</td><td>LEFT UPPER COLUMN CAP</td><td>1.000</td><td>PC</td></tr><tr><td>VM1918A0</td><td>RIGHT LOWER COLUMN CAP</td><td>1.000</td><td>PC</td></tr><tr><td>VM1919A0</td><td>LEFT LOWER COLUMN CAP</td><td>1.000</td><td>PC</td></tr><tr><td>VM1920A0</td><td>INTERNAL GLASS CLOSING RIGHT PLATE</td><td>1.000</td><td>PC</td></tr></table>	Code	Description	Qty	UOM	RC1200A0	ED=4 WIRE D=0.5 H24 COMPRESSION N SPRING	2.000	PC	SL1050A1	3M TRANSFER ADHESIVE TAPE	0.660	M	TB2306A0	L.Miss Stefania/Elena DOOR RIGHT COLUMN	1.000	PC	TB3080A0	L.MISS STEFANIA/ELE NA DOOR LEFT COLUMN	1.000	PC	VM1025A0	Ø16 GREY NYLON LID	2.000	PC	VM1695A0	HANDLE POSITION PIN	2.000	PC	VM1916A0	RIGHT UPPER COLUMN CAP	1.000	PC	VM1917A0	LEFT UPPER COLUMN CAP	1.000	PC	VM1918A0	RIGHT LOWER COLUMN CAP	1.000	PC	VM1919A0	LEFT LOWER COLUMN CAP	1.000	PC	VM1920A0	INTERNAL GLASS CLOSING RIGHT PLATE	1.000	PC
Code	Description	Qty	UOM																																															
RC1200A0	ED=4 WIRE D=0.5 H24 COMPRESSION N SPRING	2.000	PC																																															
SL1050A1	3M TRANSFER ADHESIVE TAPE	0.660	M																																															
TB2306A0	L.Miss Stefania/Elena DOOR RIGHT COLUMN	1.000	PC																																															
TB3080A0	L.MISS STEFANIA/ELE NA DOOR LEFT COLUMN	1.000	PC																																															
VM1025A0	Ø16 GREY NYLON LID	2.000	PC																																															
VM1695A0	HANDLE POSITION PIN	2.000	PC																																															
VM1916A0	RIGHT UPPER COLUMN CAP	1.000	PC																																															
VM1917A0	LEFT UPPER COLUMN CAP	1.000	PC																																															
VM1918A0	RIGHT LOWER COLUMN CAP	1.000	PC																																															
VM1919A0	LEFT LOWER COLUMN CAP	1.000	PC																																															
VM1920A0	INTERNAL GLASS CLOSING RIGHT PLATE	1.000	PC																																															




COMPONENT			SPARE PART																																																			
Code	Description	Image	Code	Description	Kit components																																																	
VM1916A	RIGHT UPPER COLUMN CAP		KVT1067A	L.M. ELENA BLACK EXTERNAL GLASS KIT	<table><tr><th>Code</th><th>Description</th><th>Qty</th><th>UOM</th></tr><tr><td>VM1921A0</td><td>INTERNAL GLASS CLOSING LEFT PLATE</td><td>1.000</td><td>PC</td></tr><tr><td>VT1067A0</td><td>LineMiss ELENA BLACK EXTERNAL DOOR GLASS</td><td>1.000</td><td>PC</td></tr></table>	Code	Description	Qty	UOM	VM1921A0	INTERNAL GLASS CLOSING LEFT PLATE	1.000	PC	VT1067A0	LineMiss ELENA BLACK EXTERNAL DOOR GLASS	1.000	PC																																					
			Code	Description	Qty	UOM																																																
			VM1921A0	INTERNAL GLASS CLOSING LEFT PLATE	1.000	PC																																																
VT1067A0	LineMiss ELENA BLACK EXTERNAL DOOR GLASS	1.000	PC																																																			
KVT1066A	L.M. ELENA EXTERNAL GLASS KIT	<table><tr><th>Code</th><th>Description</th><th>Qty</th><th>UOM</th></tr><tr><td>RC1200A0</td><td>ED=4 WIRE D=0.5 H24 COMPRESSIO N SPRING</td><td>2.000</td><td>PC</td></tr><tr><td>SL1050A1</td><td>3M TRANSFER ADHESIVE TAPE</td><td>0.660</td><td>M</td></tr><tr><td>TB2306A0</td><td>LMiss Stefania/Elena DOOR RIGHT COLUMN</td><td>2.000</td><td>PC</td></tr><tr><td>VM1025A0</td><td>Ø16 GREY NYLON LID</td><td>2.000</td><td>PC</td></tr><tr><td>VM1695A0</td><td>HANDLE POSITION PIN</td><td>2.000</td><td>PC</td></tr><tr><td>VM1916A0</td><td>RIGHT UPPER COLUMN CAP</td><td>1.000</td><td>PC</td></tr><tr><td>VM1917A0</td><td>LEFT UPPER COLUMN CAP</td><td>1.000</td><td>PC</td></tr><tr><td>VM1918A0</td><td>RIGHT LOWER COLUMN CAP</td><td>1.000</td><td>PC</td></tr><tr><td>VM1919A0</td><td>LEFT LOWER COLUMN CAP</td><td>1.000</td><td>PC</td></tr><tr><td>VM1920A0</td><td>INTERNAL GLASS CLOSING RIGHT PLATE</td><td>1.000</td><td>PC</td></tr><tr><td>VM1921A0</td><td>INTERNAL GLASS CLOSING LEFT PLATE</td><td>1.000</td><td>PC</td></tr><tr><td>VT1066A2</td><td>YELLOW SER GLASS 798X344X5</td><td>1.000</td><td>PC</td></tr></table>	Code	Description	Qty	UOM	RC1200A0	ED=4 WIRE D=0.5 H24 COMPRESSIO N SPRING	2.000	PC	SL1050A1	3M TRANSFER ADHESIVE TAPE	0.660	M	TB2306A0	LMiss Stefania/Elena DOOR RIGHT COLUMN	2.000	PC	VM1025A0	Ø16 GREY NYLON LID	2.000	PC	VM1695A0	HANDLE POSITION PIN	2.000	PC	VM1916A0	RIGHT UPPER COLUMN CAP	1.000	PC	VM1917A0	LEFT UPPER COLUMN CAP	1.000	PC	VM1918A0	RIGHT LOWER COLUMN CAP	1.000	PC	VM1919A0	LEFT LOWER COLUMN CAP	1.000	PC	VM1920A0	INTERNAL GLASS CLOSING RIGHT PLATE	1.000	PC	VM1921A0	INTERNAL GLASS CLOSING LEFT PLATE	1.000	PC	VT1066A2	YELLOW SER GLASS 798X344X5	1.000	PC
Code	Description	Qty	UOM																																																			
RC1200A0	ED=4 WIRE D=0.5 H24 COMPRESSIO N SPRING	2.000	PC																																																			
SL1050A1	3M TRANSFER ADHESIVE TAPE	0.660	M																																																			
TB2306A0	LMiss Stefania/Elena DOOR RIGHT COLUMN	2.000	PC																																																			
VM1025A0	Ø16 GREY NYLON LID	2.000	PC																																																			
VM1695A0	HANDLE POSITION PIN	2.000	PC																																																			
VM1916A0	RIGHT UPPER COLUMN CAP	1.000	PC																																																			
VM1917A0	LEFT UPPER COLUMN CAP	1.000	PC																																																			
VM1918A0	RIGHT LOWER COLUMN CAP	1.000	PC																																																			
VM1919A0	LEFT LOWER COLUMN CAP	1.000	PC																																																			
VM1920A0	INTERNAL GLASS CLOSING RIGHT PLATE	1.000	PC																																																			
VM1921A0	INTERNAL GLASS CLOSING LEFT PLATE	1.000	PC																																																			
VT1066A2	YELLOW SER GLASS 798X344X5	1.000	PC																																																			
KVM1916A	LMISS 60x40 RIGHT UPPER DOOR COLUMN CAP																																																					




COMPONENT			SPARE PART																						
Code	Description	Image	Code	Description	Kit components																				
VM1920A	INTERNAL GLASS CLOSING RIGHT PLATE		KVM1920A	LM INNER GLASS STOPPER 2PCS KIT	<table><tr><th>Code</th><th>Description</th><th>Qty</th><th>UOM</th></tr><tr><td>RC1200A0</td><td>ED=4 WIRE D=0.5 H24 COMPRESSION SPRING</td><td>2.000</td><td>PC</td></tr><tr><td>VM1695A0</td><td>HANDLE POSITION PIN</td><td>2.000</td><td>PC</td></tr><tr><td>VM1920A0</td><td>INTERNAL GLASS CLOSING RIGHT PLATE</td><td>1.000</td><td>PC</td></tr><tr><td>VM1921A0</td><td>INTERNAL GLASS CLOSING LEFT PLATE</td><td>1.000</td><td>PC</td></tr></table>	Code	Description	Qty	UOM	RC1200A0	ED=4 WIRE D=0.5 H24 COMPRESSION SPRING	2.000	PC	VM1695A0	HANDLE POSITION PIN	2.000	PC	VM1920A0	INTERNAL GLASS CLOSING RIGHT PLATE	1.000	PC	VM1921A0	INTERNAL GLASS CLOSING LEFT PLATE	1.000	PC
					Code	Description	Qty	UOM																	
					RC1200A0	ED=4 WIRE D=0.5 H24 COMPRESSION SPRING	2.000	PC																	
					VM1695A0	HANDLE POSITION PIN	2.000	PC																	
VM1920A0	INTERNAL GLASS CLOSING RIGHT PLATE	1.000	PC																						
VM1921A0	INTERNAL GLASS CLOSING LEFT PLATE	1.000	PC																						
VM1917A	LEFT UPPER COLUMN CAP		KVM1917A	LMISS 60x40 LEFT UPPER DOOR COLUMN CAP	<table><tr><th>Code</th><th>Description</th><th>Qty</th><th>UOM</th></tr><tr><td>VM1917A0</td><td>LEFT UPPER COLUMN CAP</td><td>1.000</td><td>PC</td></tr></table>	Code	Description	Qty	UOM	VM1917A0	LEFT UPPER COLUMN CAP	1.000	PC												
					Code	Description	Qty	UOM																	
					VM1917A0	LEFT UPPER COLUMN CAP	1.000	PC																	
					VM1918A	RIGHT LOWER COLUMN CAP		KVM1918A	LMISS 60x40 RIGHT LOWER DOOR COLUMN CAP	<table><tr><th>Code</th><th>Description</th><th>Qty</th><th>UOM</th></tr><tr><td>VM1918A0</td><td>RIGHT LOWER COLUMN CAP</td><td>1.000</td><td>PC</td></tr></table>	Code	Description	Qty	UOM	VM1918A0	RIGHT LOWER COLUMN CAP	1.000	PC							
Code	Description	Qty	UOM																						
VM1918A0	RIGHT LOWER COLUMN CAP	1.000	PC																						
VM1919A	LEFT LOWER COLUMN CAP		KVM1919A	LMISS 60x40 LEFT LOWER DOOR COLUMN CAP						<table><tr><th>Code</th><th>Description</th><th>Qty</th><th>UOM</th></tr><tr><td>VM1919A0</td><td>LEFT LOWER COLUMN CAP</td><td>1.000</td><td>PC</td></tr></table>	Code	Description	Qty	UOM	VM1919A0	LEFT LOWER COLUMN CAP	1.000	PC							
					Code	Description	Qty	UOM																	
					VM1919A0	LEFT LOWER COLUMN CAP	1.000	PC																	




COMPONENT			SPARE PART																																																											
Code	Description	Image	Code	Description	Kit components																																																									
VT1070B	LMiss ROSSELLA 715x415x6 INTERNAL GLASS		KVT1070B	L.MISS ROSSELLA INTERNAL GLASS KI	<table><tr><th>Code</th><th>Description</th><th>Qty</th><th>UOM</th></tr><tr><td>GN1265A0</td><td>INTERNAL GLASS SEAL</td><td>4.000</td><td>PC</td></tr><tr><td>VT1070B0</td><td>LMiss ROSSELLA 715x415x6 INTERNAL GLASS</td><td>1.000</td><td>PC</td></tr></table>	Code	Description	Qty	UOM	GN1265A0	INTERNAL GLASS SEAL	4.000	PC	VT1070B0	LMiss ROSSELLA 715x415x6 INTERNAL GLASS	1.000	PC																																													
			Code	Description	Qty	UOM																																																								
GN1265A0	INTERNAL GLASS SEAL	4.000	PC																																																											
VT1070B0	LMiss ROSSELLA 715x415x6 INTERNAL GLASS	1.000	PC																																																											
KDR1074AR	XFT199/200 LED RIGHT COMPLETE DOOR KIT	<table><tr><th>Code</th><th>Description</th><th>Qty</th><th>UOM</th></tr><tr><td>0H2626A0</td><td>XFT197 LEFT/RIGHT DOOR COLUM</td><td>1.000</td><td>PC</td></tr><tr><td>0H2631A0</td><td>L= 325 Ø18x1 HANDLE TUBE</td><td>1.000</td><td>PC</td></tr><tr><td>CR1040A0</td><td>DOOR LATCH FOR EL.MECH. LOCKING SYSTEM</td><td>1.000</td><td>PC</td></tr><tr><td>GN1175A0</td><td>GASKET FOR BUSHING TO FIX GLASS</td><td>2.000</td><td>PC</td></tr><tr><td>GN1265A0</td><td>INTERNAL GLASS SEAL</td><td>4.000</td><td>PC</td></tr><tr><td>LP1036A2</td><td>L200 E200 LM LUX COMPLETE LED BAR</td><td>1.000</td><td>PC</td></tr><tr><td>MG1015B0</td><td>L.MISS/L.MICR O/CHEFTOP HANDLE END</td><td>2.000</td><td>PC</td></tr><tr><td>SL1050A1</td><td>3M TRANSFER ADHESIVE TAPE</td><td>1.000</td><td>M</td></tr><tr><td>TB3084A0</td><td>LM ARI/ROSS MATIC-TOP DOOR LEFT COLUMN</td><td>1.000</td><td>PC</td></tr><tr><td>TF1000A0</td><td>DOOR FULCRUM BUSHING L.M. STEFANIA MATIC</td><td>2.000</td><td>PC</td></tr><tr><td>TF1005A0</td><td>BUSHING TO FIX GLASS L.M. STEFANIA MATIC</td><td>2.000</td><td>PC</td></tr><tr><td>VI1014A0</td><td>STAINLESS STEEL WASHER 4.5X9X0.8</td><td>2.000</td><td>PC</td></tr><tr><td>VI1024A0</td><td>SCREW M4x12 TCB + INOX DIN 7985</td><td>2.000</td><td>PC</td></tr><tr><td>VI1081A0</td><td>M6X25 STAINLESS STEEL SCREW</td><td>2.000</td><td>PC</td></tr></table>	Code	Description	Qty	UOM	0H2626A0	XFT197 LEFT/RIGHT DOOR COLUM	1.000	PC	0H2631A0	L= 325 Ø18x1 HANDLE TUBE	1.000	PC	CR1040A0	DOOR LATCH FOR EL.MECH. LOCKING SYSTEM	1.000	PC	GN1175A0	GASKET FOR BUSHING TO FIX GLASS	2.000	PC	GN1265A0	INTERNAL GLASS SEAL	4.000	PC	LP1036A2	L200 E200 LM LUX COMPLETE LED BAR	1.000	PC	MG1015B0	L.MISS/L.MICR O/CHEFTOP HANDLE END	2.000	PC	SL1050A1	3M TRANSFER ADHESIVE TAPE	1.000	M	TB3084A0	LM ARI/ROSS MATIC-TOP DOOR LEFT COLUMN	1.000	PC	TF1000A0	DOOR FULCRUM BUSHING L.M. STEFANIA MATIC	2.000	PC	TF1005A0	BUSHING TO FIX GLASS L.M. STEFANIA MATIC	2.000	PC	VI1014A0	STAINLESS STEEL WASHER 4.5X9X0.8	2.000	PC	VI1024A0	SCREW M4x12 TCB + INOX DIN 7985	2.000	PC	VI1081A0	M6X25 STAINLESS STEEL SCREW	2.000	PC
Code	Description	Qty	UOM																																																											
0H2626A0	XFT197 LEFT/RIGHT DOOR COLUM	1.000	PC																																																											
0H2631A0	L= 325 Ø18x1 HANDLE TUBE	1.000	PC																																																											
CR1040A0	DOOR LATCH FOR EL.MECH. LOCKING SYSTEM	1.000	PC																																																											
GN1175A0	GASKET FOR BUSHING TO FIX GLASS	2.000	PC																																																											
GN1265A0	INTERNAL GLASS SEAL	4.000	PC																																																											
LP1036A2	L200 E200 LM LUX COMPLETE LED BAR	1.000	PC																																																											
MG1015B0	L.MISS/L.MICR O/CHEFTOP HANDLE END	2.000	PC																																																											
SL1050A1	3M TRANSFER ADHESIVE TAPE	1.000	M																																																											
TB3084A0	LM ARI/ROSS MATIC-TOP DOOR LEFT COLUMN	1.000	PC																																																											
TF1000A0	DOOR FULCRUM BUSHING L.M. STEFANIA MATIC	2.000	PC																																																											
TF1005A0	BUSHING TO FIX GLASS L.M. STEFANIA MATIC	2.000	PC																																																											
VI1014A0	STAINLESS STEEL WASHER 4.5X9X0.8	2.000	PC																																																											
VI1024A0	SCREW M4x12 TCB + INOX DIN 7985	2.000	PC																																																											
VI1081A0	M6X25 STAINLESS STEEL SCREW	2.000	PC																																																											




COMPONENT			SPARE PART																																																						
Code	Description	Image	Code	Description	Kit components																																																				
VT1070B	LMiss ROSSELLA 715x415x6 INTERNAL GLASS		KDR1074AR	XFT199/200 LED RIGHT COMPLETE DOOR KIT	<table><tr><th>Code</th><th>Description</th><th>Qty</th><th>UOM</th></tr><tr><td>VI1280A3</td><td>M5x10 TC1/2T SCREW</td><td>2.000</td><td>PC</td></tr><tr><td>VI1300A0</td><td>SCREW M6X12 T1/2T+INOX</td><td>1.000</td><td>PC</td></tr><tr><td>VI1700A0</td><td>18x6.4x1.5 STAINLESS STEEL FLAT WASHER</td><td>1.000</td><td>PC</td></tr><tr><td>VI1716A0</td><td>STAINLESS STEEL BLIND THREADED SCREW M4</td><td>2.000</td><td>PC</td></tr><tr><td>VI1855A0</td><td>5X25 SELF-TAPPIN G SCREW</td><td>2.000</td><td>PC</td></tr><tr><td>VM1025A0</td><td>Ø16 GREY NYLON LID</td><td>4.000</td><td>PC</td></tr><tr><td>VM1045B0</td><td>RIGHT UPPER LID FOR COLUMN FOR</td><td>1.000</td><td>PC</td></tr><tr><td>VM1046B0</td><td>LEFT UPPER LID FOR COLUMN FOR</td><td>1.000</td><td>PC</td></tr><tr><td>VM1047A0</td><td>DOOR COLUMN LEFT LOWER CAP</td><td>1.000</td><td>PC</td></tr><tr><td>VM1048A0</td><td>DOOR COLUMN LEFT UPPER CAP</td><td>1.000</td><td>PC</td></tr><tr><td>VT1070B0</td><td>LMiss ROSSELLA 715x415x6 INTERNAL GLASS</td><td>1.000</td><td>PC</td></tr><tr><td>VT1074A0</td><td>XF/XFT/197/19 9 BLACK EXTERNAL GLASS</td><td>1.000</td><td>PC</td></tr></table>	Code	Description	Qty	UOM	VI1280A3	M5x10 TC1/2T SCREW	2.000	PC	VI1300A0	SCREW M6X12 T1/2T+INOX	1.000	PC	VI1700A0	18x6.4x1.5 STAINLESS STEEL FLAT WASHER	1.000	PC	VI1716A0	STAINLESS STEEL BLIND THREADED SCREW M4	2.000	PC	VI1855A0	5X25 SELF-TAPPIN G SCREW	2.000	PC	VM1025A0	Ø16 GREY NYLON LID	4.000	PC	VM1045B0	RIGHT UPPER LID FOR COLUMN FOR	1.000	PC	VM1046B0	LEFT UPPER LID FOR COLUMN FOR	1.000	PC	VM1047A0	DOOR COLUMN LEFT LOWER CAP	1.000	PC	VM1048A0	DOOR COLUMN LEFT UPPER CAP	1.000	PC	VT1070B0	LMiss ROSSELLA 715x415x6 INTERNAL GLASS	1.000	PC	VT1074A0	XF/XFT/197/19 9 BLACK EXTERNAL GLASS	1.000	PC
			Code	Description	Qty	UOM																																																			
VI1280A3	M5x10 TC1/2T SCREW	2.000	PC																																																						
VI1300A0	SCREW M6X12 T1/2T+INOX	1.000	PC																																																						
VI1700A0	18x6.4x1.5 STAINLESS STEEL FLAT WASHER	1.000	PC																																																						
VI1716A0	STAINLESS STEEL BLIND THREADED SCREW M4	2.000	PC																																																						
VI1855A0	5X25 SELF-TAPPIN G SCREW	2.000	PC																																																						
VM1025A0	Ø16 GREY NYLON LID	4.000	PC																																																						
VM1045B0	RIGHT UPPER LID FOR COLUMN FOR	1.000	PC																																																						
VM1046B0	LEFT UPPER LID FOR COLUMN FOR	1.000	PC																																																						
VM1047A0	DOOR COLUMN LEFT LOWER CAP	1.000	PC																																																						
VM1048A0	DOOR COLUMN LEFT UPPER CAP	1.000	PC																																																						
VT1070B0	LMiss ROSSELLA 715x415x6 INTERNAL GLASS	1.000	PC																																																						
VT1074A0	XF/XFT/197/19 9 BLACK EXTERNAL GLASS	1.000	PC																																																						
			KDR1074AL	XFT199/200 LED LEFT COMPLETE DOOR	<table><tr><th>Code</th><th>Description</th><th>Qty</th><th>UOM</th></tr><tr><td>0H2626A0</td><td>XFT197 LEFT/RIGHT DOOR COLUM</td><td>1.000</td><td>PC</td></tr><tr><td>0H2631A0</td><td>L= 325 Ø18x1 HANDLE TUBE</td><td>1.000</td><td>PC</td></tr><tr><td>CR1040A0</td><td>DOOR LATCH FOR EL.MECH. LOCKING SYSTEM</td><td>1.000</td><td>PC</td></tr><tr><td>GN1175A0</td><td>GASKET FOR BUSHING TO FIX GLASS</td><td>2.000</td><td>PC</td></tr><tr><td>GN1265A0</td><td>INTERNAL GLASS SEAL</td><td>4.000</td><td>PC</td></tr></table>	Code	Description	Qty	UOM	0H2626A0	XFT197 LEFT/RIGHT DOOR COLUM	1.000	PC	0H2631A0	L= 325 Ø18x1 HANDLE TUBE	1.000	PC	CR1040A0	DOOR LATCH FOR EL.MECH. LOCKING SYSTEM	1.000	PC	GN1175A0	GASKET FOR BUSHING TO FIX GLASS	2.000	PC	GN1265A0	INTERNAL GLASS SEAL	4.000	PC																												
Code	Description	Qty	UOM																																																						
0H2626A0	XFT197 LEFT/RIGHT DOOR COLUM	1.000	PC																																																						
0H2631A0	L= 325 Ø18x1 HANDLE TUBE	1.000	PC																																																						
CR1040A0	DOOR LATCH FOR EL.MECH. LOCKING SYSTEM	1.000	PC																																																						
GN1175A0	GASKET FOR BUSHING TO FIX GLASS	2.000	PC																																																						
GN1265A0	INTERNAL GLASS SEAL	4.000	PC																																																						




COMPONENT			SPARE PART																																																																						
Code	Description	Image	Code	Description	Kit components																																																																				
VT1070B	LMiss ROSSELLA 715x415x6 INTERNAL GLASS		KDR1074AL	XFT199/200 LED LEFT COMPLETE DOOR	<table><tr><th>Code</th><th>Description</th><th>Qty</th><th>UOM</th></tr><tr><td>LP1036A2</td><td>L200 E200 LM LUX COMPLETE LED BAR</td><td>1.000</td><td>PC</td></tr><tr><td>MG1015B0</td><td>L.MISS/L.MICR O/CHEFTOP HANDLE END</td><td>2.000</td><td>PC</td></tr><tr><td>SL1050A1</td><td>3M TRANSFER ADHESIVE TAPE</td><td>1.000</td><td>M</td></tr><tr><td>TB3084A0</td><td>LM ARI/ROSS MATIC-TOP DOOR LEFT COLUMN</td><td>1.000</td><td>PC</td></tr><tr><td>TF1000A0</td><td>DOOR FULCRUM BUSHING L.M. STEFANIA MATIC</td><td>2.000</td><td>PC</td></tr><tr><td>TF1005A0</td><td>BUSHING TO FIX GLASS L.M. STEFANIA MATIC</td><td>2.000</td><td>PC</td></tr><tr><td>VI1014A0</td><td>STAINLESS STEEL WASHER 4.5X9X0.8</td><td>2.000</td><td>PC</td></tr><tr><td>VI1024A0</td><td>SCREW M4x12 TCB + INOX DIN 7985</td><td>2.000</td><td>PC</td></tr><tr><td>VI1081A0</td><td>M6X25 STAINLESS STEEL SCREW</td><td>2.000</td><td>PC</td></tr><tr><td>VI1280A3</td><td>M5x10 TC1/2T SCREW</td><td>2.000</td><td>PC</td></tr><tr><td>VI1300A0</td><td>SCREW M6X12 T1/2T+INOX</td><td>1.000</td><td>PC</td></tr><tr><td>VI1700A0</td><td>18x6.4x1.5 STAINLESS STEEL FLAT WASHER</td><td>1.000</td><td>PC</td></tr><tr><td>VI1716A0</td><td>STAINLESS STEEL BLIND THREADED SCREW M4</td><td>2.000</td><td>PC</td></tr><tr><td>VI1855A0</td><td>5X25 SELF-TAPPIN G SCREW</td><td>2.000</td><td>PC</td></tr><tr><td>VM1025A0</td><td>Ø16 GREY NYLON LID</td><td>4.000</td><td>PC</td></tr><tr><td>VM1045B0</td><td>RIGHT UPPER LID FOR COLUMN FOR</td><td>1.000</td><td>PC</td></tr></table>	Code	Description	Qty	UOM	LP1036A2	L200 E200 LM LUX COMPLETE LED BAR	1.000	PC	MG1015B0	L.MISS/L.MICR O/CHEFTOP HANDLE END	2.000	PC	SL1050A1	3M TRANSFER ADHESIVE TAPE	1.000	M	TB3084A0	LM ARI/ROSS MATIC-TOP DOOR LEFT COLUMN	1.000	PC	TF1000A0	DOOR FULCRUM BUSHING L.M. STEFANIA MATIC	2.000	PC	TF1005A0	BUSHING TO FIX GLASS L.M. STEFANIA MATIC	2.000	PC	VI1014A0	STAINLESS STEEL WASHER 4.5X9X0.8	2.000	PC	VI1024A0	SCREW M4x12 TCB + INOX DIN 7985	2.000	PC	VI1081A0	M6X25 STAINLESS STEEL SCREW	2.000	PC	VI1280A3	M5x10 TC1/2T SCREW	2.000	PC	VI1300A0	SCREW M6X12 T1/2T+INOX	1.000	PC	VI1700A0	18x6.4x1.5 STAINLESS STEEL FLAT WASHER	1.000	PC	VI1716A0	STAINLESS STEEL BLIND THREADED SCREW M4	2.000	PC	VI1855A0	5X25 SELF-TAPPIN G SCREW	2.000	PC	VM1025A0	Ø16 GREY NYLON LID	4.000	PC	VM1045B0	RIGHT UPPER LID FOR COLUMN FOR	1.000	PC
					Code	Description	Qty	UOM																																																																	
					LP1036A2	L200 E200 LM LUX COMPLETE LED BAR	1.000	PC																																																																	
					MG1015B0	L.MISS/L.MICR O/CHEFTOP HANDLE END	2.000	PC																																																																	
					SL1050A1	3M TRANSFER ADHESIVE TAPE	1.000	M																																																																	
					TB3084A0	LM ARI/ROSS MATIC-TOP DOOR LEFT COLUMN	1.000	PC																																																																	
					TF1000A0	DOOR FULCRUM BUSHING L.M. STEFANIA MATIC	2.000	PC																																																																	
					TF1005A0	BUSHING TO FIX GLASS L.M. STEFANIA MATIC	2.000	PC																																																																	
					VI1014A0	STAINLESS STEEL WASHER 4.5X9X0.8	2.000	PC																																																																	
					VI1024A0	SCREW M4x12 TCB + INOX DIN 7985	2.000	PC																																																																	
					VI1081A0	M6X25 STAINLESS STEEL SCREW	2.000	PC																																																																	
					VI1280A3	M5x10 TC1/2T SCREW	2.000	PC																																																																	
					VI1300A0	SCREW M6X12 T1/2T+INOX	1.000	PC																																																																	
					VI1700A0	18x6.4x1.5 STAINLESS STEEL FLAT WASHER	1.000	PC																																																																	
					VI1716A0	STAINLESS STEEL BLIND THREADED SCREW M4	2.000	PC																																																																	
VI1855A0	5X25 SELF-TAPPIN G SCREW	2.000	PC																																																																						
VM1025A0	Ø16 GREY NYLON LID	4.000	PC																																																																						
VM1045B0	RIGHT UPPER LID FOR COLUMN FOR	1.000	PC																																																																						




COMPONENT			SPARE PART																																															
Code	Description	Image	Code	Description	Kit components																																													
VT1070B	LMiss ROSSELLA 715x415x6 INTERNAL GLASS		KDR1074AL	XFT199/200 LED LEFT COMPLETE DOOR	<table><tr><th>Code</th><th>Description</th><th>Qty</th><th>UOM</th></tr><tr><td>VM1046B0</td><td>LEFT UPPER LID FOR COLUMN FOR</td><td>1.000</td><td>PC</td></tr><tr><td>VM1047A0</td><td>DOOR COLUMN LEFT LOWER CAP</td><td>1.000</td><td>PC</td></tr><tr><td>VM1048A0</td><td>DOOR COLUMN LEFT UPPER CAP</td><td>1.000</td><td>PC</td></tr><tr><td>VT1070B0</td><td>LMiss ROSSELLA 715x415x6 INTERNAL GLASS</td><td>1.000</td><td>PC</td></tr><tr><td>VT1074A0</td><td>XF/XFT/197/19 9 BLACK EXTERNAL GLASS</td><td>1.000</td><td>PC</td></tr></table>	Code	Description	Qty	UOM	VM1046B0	LEFT UPPER LID FOR COLUMN FOR	1.000	PC	VM1047A0	DOOR COLUMN LEFT LOWER CAP	1.000	PC	VM1048A0	DOOR COLUMN LEFT UPPER CAP	1.000	PC	VT1070B0	LMiss ROSSELLA 715x415x6 INTERNAL GLASS	1.000	PC	VT1074A0	XF/XFT/197/19 9 BLACK EXTERNAL GLASS	1.000	PC																					
			Code	Description	Qty	UOM																																												
VM1046B0	LEFT UPPER LID FOR COLUMN FOR	1.000	PC																																															
VM1047A0	DOOR COLUMN LEFT LOWER CAP	1.000	PC																																															
VM1048A0	DOOR COLUMN LEFT UPPER CAP	1.000	PC																																															
VT1070B0	LMiss ROSSELLA 715x415x6 INTERNAL GLASS	1.000	PC																																															
VT1074A0	XF/XFT/197/19 9 BLACK EXTERNAL GLASS	1.000	PC																																															
KDR1074A	XFT199/200 R/L COMPLETE DOOR KIT NO LED	<table><tr><th>Code</th><th>Description</th><th>Qty</th><th>UOM</th></tr><tr><td>0H2626A0</td><td>XFT197 LEFT/RIGHT DOOR COLUM</td><td>2.000</td><td>PC</td></tr><tr><td>0H2631A0</td><td>L= 325 Ø18x1 HANDLE TUBE</td><td>1.000</td><td>PC</td></tr><tr><td>CR1040A0</td><td>DOOR LATCH FOR EL.MECH. LOCKING SYSTEM</td><td>1.000</td><td>PC</td></tr><tr><td>GN1175A0</td><td>GASKET FOR BUSHING TO FIX GLASS</td><td>2.000</td><td>PC</td></tr><tr><td>GN1265A0</td><td>INTERNAL GLASS SEAL</td><td>4.000</td><td>PC</td></tr><tr><td>MG1015B0</td><td>L.MISS/L.MICR O/CHEFTOP HANDLE END</td><td>2.000</td><td>PC</td></tr><tr><td>SL1050A1</td><td>3M TRANSFER ADHESIVE TAPE</td><td>0.820</td><td>M</td></tr><tr><td>TF1000A0</td><td>DOOR FULCRUM BUSHING L.M. STEFANIA MATIC</td><td>2.000</td><td>PC</td></tr><tr><td>TF1005A0</td><td>BUSHING TO FIX GLASS L.M. STEFANIA MATIC</td><td>2.000</td><td>PC</td></tr><tr><td>VI1081A0</td><td>M6X25 STAINLESS STEEL SCREW</td><td>2.000</td><td>PC</td></tr><tr><td>VI1300A0</td><td>SCREW M6X12 T1/2T+INOX</td><td>1.000</td><td>PC</td></tr></table>	Code	Description	Qty	UOM	0H2626A0	XFT197 LEFT/RIGHT DOOR COLUM	2.000	PC	0H2631A0	L= 325 Ø18x1 HANDLE TUBE	1.000	PC	CR1040A0	DOOR LATCH FOR EL.MECH. LOCKING SYSTEM	1.000	PC	GN1175A0	GASKET FOR BUSHING TO FIX GLASS	2.000	PC	GN1265A0	INTERNAL GLASS SEAL	4.000	PC	MG1015B0	L.MISS/L.MICR O/CHEFTOP HANDLE END	2.000	PC	SL1050A1	3M TRANSFER ADHESIVE TAPE	0.820	M	TF1000A0	DOOR FULCRUM BUSHING L.M. STEFANIA MATIC	2.000	PC	TF1005A0	BUSHING TO FIX GLASS L.M. STEFANIA MATIC	2.000	PC	VI1081A0	M6X25 STAINLESS STEEL SCREW	2.000	PC	VI1300A0	SCREW M6X12 T1/2T+INOX	1.000	PC
Code	Description	Qty	UOM																																															
0H2626A0	XFT197 LEFT/RIGHT DOOR COLUM	2.000	PC																																															
0H2631A0	L= 325 Ø18x1 HANDLE TUBE	1.000	PC																																															
CR1040A0	DOOR LATCH FOR EL.MECH. LOCKING SYSTEM	1.000	PC																																															
GN1175A0	GASKET FOR BUSHING TO FIX GLASS	2.000	PC																																															
GN1265A0	INTERNAL GLASS SEAL	4.000	PC																																															
MG1015B0	L.MISS/L.MICR O/CHEFTOP HANDLE END	2.000	PC																																															
SL1050A1	3M TRANSFER ADHESIVE TAPE	0.820	M																																															
TF1000A0	DOOR FULCRUM BUSHING L.M. STEFANIA MATIC	2.000	PC																																															
TF1005A0	BUSHING TO FIX GLASS L.M. STEFANIA MATIC	2.000	PC																																															
VI1081A0	M6X25 STAINLESS STEEL SCREW	2.000	PC																																															
VI1300A0	SCREW M6X12 T1/2T+INOX	1.000	PC																																															




COMPONENT			SPARE PART																																																		
Code	Description	Image	Code	Description	Kit components																																																
VT1070B	LMiss ROSSELLA 715x415x6 INTERNAL GLASS		KDR1074A	XFT199/200 R/L COMPLETE DOOR KIT NO LED	<table><tr><th>Code</th><th>Description</th><th>Qty</th><th>UOM</th></tr><tr><td>VI1700A0</td><td>18x6.4x1.5 STAINLESS STEEL FLAT WASHER</td><td>1.000</td><td>PC</td></tr><tr><td>VI1728A0</td><td>THREADED SCREW M6 FTR/E INOX</td><td>2.000</td><td>PC</td></tr><tr><td>VI1855A0</td><td>5X25 SELF-TAPPIN G SCREW</td><td>2.000</td><td>PC</td></tr><tr><td>VI1875A0</td><td>SCREW M5X10 TC1/2T INOX</td><td>2.000</td><td>PC</td></tr><tr><td>VM1025A0</td><td>Ø16 GREY NYLON LID</td><td>4.000</td><td>PC</td></tr><tr><td>VM1045B0</td><td>RIGHT UPPER LID FOR COLUMN FOR</td><td>1.000</td><td>PC</td></tr><tr><td>VM1046B0</td><td>LEFT UPPER LID FOR COLUMN FOR</td><td>1.000</td><td>PC</td></tr><tr><td>VM1047A0</td><td>DOOR COLUMN LEFT LOWER CAP</td><td>1.000</td><td>PC</td></tr><tr><td>VM1048A0</td><td>DOOR COLUMN LEFT UPPER CAP</td><td>1.000</td><td>PC</td></tr><tr><td>VT1070B0</td><td>LMiss ROSSELLA 715x415x6 INTERNAL GLASS</td><td>1.000</td><td>PC</td></tr><tr><td>VT1074A0</td><td>XF/XFT/197/19 9 BLACK EXTERNAL GLASS</td><td>1.000</td><td>PC</td></tr></table>	Code	Description	Qty	UOM	VI1700A0	18x6.4x1.5 STAINLESS STEEL FLAT WASHER	1.000	PC	VI1728A0	THREADED SCREW M6 FTR/E INOX	2.000	PC	VI1855A0	5X25 SELF-TAPPIN G SCREW	2.000	PC	VI1875A0	SCREW M5X10 TC1/2T INOX	2.000	PC	VM1025A0	Ø16 GREY NYLON LID	4.000	PC	VM1045B0	RIGHT UPPER LID FOR COLUMN FOR	1.000	PC	VM1046B0	LEFT UPPER LID FOR COLUMN FOR	1.000	PC	VM1047A0	DOOR COLUMN LEFT LOWER CAP	1.000	PC	VM1048A0	DOOR COLUMN LEFT UPPER CAP	1.000	PC	VT1070B0	LMiss ROSSELLA 715x415x6 INTERNAL GLASS	1.000	PC	VT1074A0	XF/XFT/197/19 9 BLACK EXTERNAL GLASS	1.000	PC
			Code	Description	Qty	UOM																																															
VI1700A0	18x6.4x1.5 STAINLESS STEEL FLAT WASHER	1.000	PC																																																		
VI1728A0	THREADED SCREW M6 FTR/E INOX	2.000	PC																																																		
VI1855A0	5X25 SELF-TAPPIN G SCREW	2.000	PC																																																		
VI1875A0	SCREW M5X10 TC1/2T INOX	2.000	PC																																																		
VM1025A0	Ø16 GREY NYLON LID	4.000	PC																																																		
VM1045B0	RIGHT UPPER LID FOR COLUMN FOR	1.000	PC																																																		
VM1046B0	LEFT UPPER LID FOR COLUMN FOR	1.000	PC																																																		
VM1047A0	DOOR COLUMN LEFT LOWER CAP	1.000	PC																																																		
VM1048A0	DOOR COLUMN LEFT UPPER CAP	1.000	PC																																																		
VT1070B0	LMiss ROSSELLA 715x415x6 INTERNAL GLASS	1.000	PC																																																		
VT1074A0	XF/XFT/197/19 9 BLACK EXTERNAL GLASS	1.000	PC																																																		
KDR1072A	L.M. ROSSELLA BLACK COMPLETE DOOR	<table><tr><th>Code</th><th>Description</th><th>Qty</th><th>UOM</th></tr><tr><td>0H1930B0</td><td>HANDLE TUBE L= 718 Ø18x1</td><td>1.000</td><td>PC</td></tr><tr><td>CR1050A1</td><td>XVC105/DECK/ ROSSELLA DOOR HINGE</td><td>2.000</td><td>PC</td></tr><tr><td>MG1015B0</td><td>L.MISS/L.MICR O/CHEFTOP HANDLE END</td><td>2.000</td><td>PC</td></tr><tr><td>RC1200A0</td><td>ED=4 WIRE D=0.5 H24 COMPRESSIO N SPRING</td><td>2.000</td><td>PC</td></tr><tr><td>SL1050A1</td><td>3M TRANSFER ADHESIVE TAPE</td><td>0.820</td><td>M</td></tr></table>	Code	Description	Qty	UOM	0H1930B0	HANDLE TUBE L= 718 Ø18x1	1.000	PC	CR1050A1	XVC105/DECK/ ROSSELLA DOOR HINGE	2.000	PC	MG1015B0	L.MISS/L.MICR O/CHEFTOP HANDLE END	2.000	PC	RC1200A0	ED=4 WIRE D=0.5 H24 COMPRESSIO N SPRING	2.000	PC	SL1050A1	3M TRANSFER ADHESIVE TAPE	0.820	M																											
Code	Description	Qty	UOM																																																		
0H1930B0	HANDLE TUBE L= 718 Ø18x1	1.000	PC																																																		
CR1050A1	XVC105/DECK/ ROSSELLA DOOR HINGE	2.000	PC																																																		
MG1015B0	L.MISS/L.MICR O/CHEFTOP HANDLE END	2.000	PC																																																		
RC1200A0	ED=4 WIRE D=0.5 H24 COMPRESSIO N SPRING	2.000	PC																																																		
SL1050A1	3M TRANSFER ADHESIVE TAPE	0.820	M																																																		




COMPONENT			SPARE PART																																																																																		
Code	Description	Image	Code	Description	Kit components																																																																																
VT1070B	LMiss ROSSELLA 715x415x6 INTERNAL GLASS		KDR1072A	L.M. ROSSELLA BLACK COMPLETE DOOR	<table><tr><th>Code</th><th>Description</th><th>Qty</th><th>UOM</th></tr><tr><td>TB2301A0</td><td>RIGHT COLUMN XVC105E 40x40x1</td><td>1.000</td><td>PC</td></tr><tr><td>TB3081A0</td><td>LMISS ARIANNA/ROS SELLA DOOR LEFT COLUMN</td><td>1.000</td><td>PC</td></tr><tr><td>VI1855A0</td><td>5X25 SELF-TAPPIN G SCREW</td><td>2.000</td><td>PC</td></tr><tr><td>VI1875A0</td><td>SCREW M5X10 TC1/2T INOX</td><td>6.000</td><td>PC</td></tr><tr><td>VM1025A0</td><td>Ø16 GREY NYLON LID</td><td>2.000</td><td>PC</td></tr><tr><td>VM1695A0</td><td>HANDLE POSITION PIN</td><td>2.000</td><td>PC</td></tr><tr><td>VM1916A0</td><td>RIGHT UPPER COLUMN CAP</td><td>1.000</td><td>PC</td></tr><tr><td>VM1917A0</td><td>LEFT UPPER COLUMN CAP</td><td>1.000</td><td>PC</td></tr><tr><td>VM1918A0</td><td>RIGHT LOWER COLUMN CAP</td><td>1.000</td><td>PC</td></tr><tr><td>VM1919A0</td><td>LEFT LOWER COLUMN CAP</td><td>1.000</td><td>PC</td></tr><tr><td>VM1920A0</td><td>INTERNAL GLASS CLOSING RIGHT PLATE</td><td>1.000</td><td>PC</td></tr><tr><td>VM1921A0</td><td>INTERNAL GLASS CLOSING LEFT PLATE</td><td>1.000</td><td>PC</td></tr><tr><td>VT1070B0</td><td>LMiss ROSSELLA 715x415x6 INTERNAL GLASS</td><td></td><td></td><td></td><td><table><tr><th>Code</th><th>Description</th><th>Qty</th><th>UOM</th></tr><tr><td>0H2631A0</td><td>L= 325 Ø18x1 HANDLE TUBE</td><td>1.000</td><td>PC</td></tr><tr><td>GN1175A0</td><td>GASKET FOR BUSHING TO FIX GLASS</td><td>2.000</td><td>PC</td></tr><tr><td>GN1265A0</td><td>INTERNAL GLASS SEAL</td><td>4.000</td><td>PC</td></tr></table></td></tr><tr><td></td><td></td><td></td><td>KDR0001AR</td><td>XFT197 RIGHT COMPLETE LED DOOR KIT</td><td></td></tr></table>	Code	Description	Qty	UOM	TB2301A0	RIGHT COLUMN XVC105E 40x40x1	1.000	PC	TB3081A0	LMISS ARIANNA/ROS SELLA DOOR LEFT COLUMN	1.000	PC	VI1855A0	5X25 SELF-TAPPIN G SCREW	2.000	PC	VI1875A0	SCREW M5X10 TC1/2T INOX	6.000	PC	VM1025A0	Ø16 GREY NYLON LID	2.000	PC	VM1695A0	HANDLE POSITION PIN	2.000	PC	VM1916A0	RIGHT UPPER COLUMN CAP	1.000	PC	VM1917A0	LEFT UPPER COLUMN CAP	1.000	PC	VM1918A0	RIGHT LOWER COLUMN CAP	1.000	PC	VM1919A0	LEFT LOWER COLUMN CAP	1.000	PC	VM1920A0	INTERNAL GLASS CLOSING RIGHT PLATE	1.000	PC	VM1921A0	INTERNAL GLASS CLOSING LEFT PLATE	1.000	PC	VT1070B0	LMiss ROSSELLA 715x415x6 INTERNAL GLASS				<table><tr><th>Code</th><th>Description</th><th>Qty</th><th>UOM</th></tr><tr><td>0H2631A0</td><td>L= 325 Ø18x1 HANDLE TUBE</td><td>1.000</td><td>PC</td></tr><tr><td>GN1175A0</td><td>GASKET FOR BUSHING TO FIX GLASS</td><td>2.000</td><td>PC</td></tr><tr><td>GN1265A0</td><td>INTERNAL GLASS SEAL</td><td>4.000</td><td>PC</td></tr></table>	Code	Description	Qty	UOM	0H2631A0	L= 325 Ø18x1 HANDLE TUBE	1.000	PC	GN1175A0	GASKET FOR BUSHING TO FIX GLASS	2.000	PC	GN1265A0	INTERNAL GLASS SEAL	4.000	PC				KDR0001AR	XFT197 RIGHT COMPLETE LED DOOR KIT	
			Code	Description	Qty	UOM																																																																															
TB2301A0	RIGHT COLUMN XVC105E 40x40x1	1.000	PC																																																																																		
TB3081A0	LMISS ARIANNA/ROS SELLA DOOR LEFT COLUMN	1.000	PC																																																																																		
VI1855A0	5X25 SELF-TAPPIN G SCREW	2.000	PC																																																																																		
VI1875A0	SCREW M5X10 TC1/2T INOX	6.000	PC																																																																																		
VM1025A0	Ø16 GREY NYLON LID	2.000	PC																																																																																		
VM1695A0	HANDLE POSITION PIN	2.000	PC																																																																																		
VM1916A0	RIGHT UPPER COLUMN CAP	1.000	PC																																																																																		
VM1917A0	LEFT UPPER COLUMN CAP	1.000	PC																																																																																		
VM1918A0	RIGHT LOWER COLUMN CAP	1.000	PC																																																																																		
VM1919A0	LEFT LOWER COLUMN CAP	1.000	PC																																																																																		
VM1920A0	INTERNAL GLASS CLOSING RIGHT PLATE	1.000	PC																																																																																		
VM1921A0	INTERNAL GLASS CLOSING LEFT PLATE	1.000	PC																																																																																		
VT1070B0	LMiss ROSSELLA 715x415x6 INTERNAL GLASS				<table><tr><th>Code</th><th>Description</th><th>Qty</th><th>UOM</th></tr><tr><td>0H2631A0</td><td>L= 325 Ø18x1 HANDLE TUBE</td><td>1.000</td><td>PC</td></tr><tr><td>GN1175A0</td><td>GASKET FOR BUSHING TO FIX GLASS</td><td>2.000</td><td>PC</td></tr><tr><td>GN1265A0</td><td>INTERNAL GLASS SEAL</td><td>4.000</td><td>PC</td></tr></table>	Code	Description	Qty	UOM	0H2631A0	L= 325 Ø18x1 HANDLE TUBE	1.000	PC	GN1175A0	GASKET FOR BUSHING TO FIX GLASS	2.000	PC	GN1265A0	INTERNAL GLASS SEAL	4.000	PC																																																																
Code	Description	Qty	UOM																																																																																		
0H2631A0	L= 325 Ø18x1 HANDLE TUBE	1.000	PC																																																																																		
GN1175A0	GASKET FOR BUSHING TO FIX GLASS	2.000	PC																																																																																		
GN1265A0	INTERNAL GLASS SEAL	4.000	PC																																																																																		
			KDR0001AR	XFT197 RIGHT COMPLETE LED DOOR KIT																																																																																	




COMPONENT			SPARE PART																																																																						
Code	Description	Image	Code	Description	Kit components																																																																				
VT1070B	LMiss ROSSELLA 715x415x6 INTERNAL GLASS		KDR0001AR	XFT197 RIGHT COMPLETE LED DOOR KIT	<table><tr><th>Code</th><th>Description</th><th>Qty</th><th>UOM</th></tr><tr><td>LP1036A2</td><td>L200 E200 LM LUX COMPLETE LED BAR</td><td>1.000</td><td>PC</td></tr><tr><td>MG1015B0</td><td>L.MISS/L.MICR O/CHEFTOP HANDLE END</td><td>2.000</td><td>PC</td></tr><tr><td>ML1002C0</td><td>PRESSURE SPRING WIRE Ø 2.0 INT.Ø 14 H24</td><td>1.000</td><td>PC</td></tr><tr><td>ML1003A0</td><td>PRESSURE SPRING WIRE Ø 1.3 INT.Ø 11 H8</td><td>1.000</td><td>PC</td></tr><tr><td>SL1050A1</td><td>3M TRANSFER ADHESIVE TAPE</td><td>0.820</td><td>M</td></tr><tr><td>SL1140A1</td><td>DRILL FIXER LOCTITE 243 250ML</td><td>0.700</td><td>ML</td></tr><tr><td>TB1224B0</td><td>XFT197 LEFT/RIGHT DOOR COLUM</td><td>1.000</td><td>PC</td></tr><tr><td>TB3084A0</td><td>LM ARI/ROSS MATIC-TOP DOOR LEFT COLUMN</td><td>1.000</td><td>PC</td></tr><tr><td>TF1005A0</td><td>BUSHING TO FIX GLASS L.M. STEFANIA MATIC</td><td>2.000</td><td>PC</td></tr><tr><td>VI1014A0</td><td>STAINLESS STEEL WASHER 4.5X9X0.8</td><td>2.000</td><td>PC</td></tr><tr><td>VI1024A0</td><td>SCREW M4x12 TCB + INOX DIN 7985</td><td>2.000</td><td>PC</td></tr><tr><td>VI1081A0</td><td>M6X25 STAINLESS STEEL SCREW</td><td>2.000</td><td>PC</td></tr><tr><td>VI1280A3</td><td>M5x10 TC1/2T SCREW</td><td>2.000</td><td>PC</td></tr><tr><td>VI1700A0</td><td>18x6.4x1.5 STAINLESS STEEL FLAT WASHER</td><td>1.000</td><td>PC</td></tr><tr><td>VI1716A0</td><td>STAINLESS STEEL BLIND THREADED SCREW M4</td><td>2.000</td><td>PC</td></tr><tr><td>VI1855A0</td><td>5X25 SELF-TAPPIN G SCREW</td><td>2.000</td><td>PC</td></tr></table>	Code	Description	Qty	UOM	LP1036A2	L200 E200 LM LUX COMPLETE LED BAR	1.000	PC	MG1015B0	L.MISS/L.MICR O/CHEFTOP HANDLE END	2.000	PC	ML1002C0	PRESSURE SPRING WIRE Ø 2.0 INT.Ø 14 H24	1.000	PC	ML1003A0	PRESSURE SPRING WIRE Ø 1.3 INT.Ø 11 H8	1.000	PC	SL1050A1	3M TRANSFER ADHESIVE TAPE	0.820	M	SL1140A1	DRILL FIXER LOCTITE 243 250ML	0.700	ML	TB1224B0	XFT197 LEFT/RIGHT DOOR COLUM	1.000	PC	TB3084A0	LM ARI/ROSS MATIC-TOP DOOR LEFT COLUMN	1.000	PC	TF1005A0	BUSHING TO FIX GLASS L.M. STEFANIA MATIC	2.000	PC	VI1014A0	STAINLESS STEEL WASHER 4.5X9X0.8	2.000	PC	VI1024A0	SCREW M4x12 TCB + INOX DIN 7985	2.000	PC	VI1081A0	M6X25 STAINLESS STEEL SCREW	2.000	PC	VI1280A3	M5x10 TC1/2T SCREW	2.000	PC	VI1700A0	18x6.4x1.5 STAINLESS STEEL FLAT WASHER	1.000	PC	VI1716A0	STAINLESS STEEL BLIND THREADED SCREW M4	2.000	PC	VI1855A0	5X25 SELF-TAPPIN G SCREW	2.000	PC
					Code	Description	Qty	UOM																																																																	
					LP1036A2	L200 E200 LM LUX COMPLETE LED BAR	1.000	PC																																																																	
					MG1015B0	L.MISS/L.MICR O/CHEFTOP HANDLE END	2.000	PC																																																																	
					ML1002C0	PRESSURE SPRING WIRE Ø 2.0 INT.Ø 14 H24	1.000	PC																																																																	
					ML1003A0	PRESSURE SPRING WIRE Ø 1.3 INT.Ø 11 H8	1.000	PC																																																																	
					SL1050A1	3M TRANSFER ADHESIVE TAPE	0.820	M																																																																	
					SL1140A1	DRILL FIXER LOCTITE 243 250ML	0.700	ML																																																																	
					TB1224B0	XFT197 LEFT/RIGHT DOOR COLUM	1.000	PC																																																																	
					TB3084A0	LM ARI/ROSS MATIC-TOP DOOR LEFT COLUMN	1.000	PC																																																																	
					TF1005A0	BUSHING TO FIX GLASS L.M. STEFANIA MATIC	2.000	PC																																																																	
					VI1014A0	STAINLESS STEEL WASHER 4.5X9X0.8	2.000	PC																																																																	
					VI1024A0	SCREW M4x12 TCB + INOX DIN 7985	2.000	PC																																																																	
					VI1081A0	M6X25 STAINLESS STEEL SCREW	2.000	PC																																																																	
					VI1280A3	M5x10 TC1/2T SCREW	2.000	PC																																																																	
VI1700A0	18x6.4x1.5 STAINLESS STEEL FLAT WASHER	1.000	PC																																																																						
VI1716A0	STAINLESS STEEL BLIND THREADED SCREW M4	2.000	PC																																																																						
VI1855A0	5X25 SELF-TAPPIN G SCREW	2.000	PC																																																																						




COMPONENT			SPARE PART																																																		
Code	Description	Image	Code	Description	Kit components																																																
VT1070B	LMiss ROSSELLA 715x415x6 INTERNAL GLASS		KDR0001AR	XFT197 RIGHT COMPLETE LED DOOR KIT	<table><tr><th>Code</th><th>Description</th><th>Qty</th><th>UOM</th></tr><tr><td>VM1025A0</td><td>Ø16 GREY NYLON LID</td><td>4.000</td><td>PC</td></tr><tr><td>VM1045B0</td><td>RIGHT UPPER LID FOR COLUMN FOR</td><td>1.000</td><td>PC</td></tr><tr><td>VM1046B0</td><td>LEFT UPPER LID FOR COLUMN FOR</td><td>1.000</td><td>PC</td></tr><tr><td>VM1047A0</td><td>DOOR COLUMN LEFT LOWER CAP</td><td>1.000</td><td>PC</td></tr><tr><td>VM1048A0</td><td>DOOR COLUMN LEFT UPPER CAP</td><td>1.000</td><td>PC</td></tr><tr><td>VM1097C0</td><td>LineMiss DOOR MAGNET SPRING PIN</td><td>1.000</td><td>PC</td></tr><tr><td>VM1099A0</td><td>D25 H7 M6X10 25KGF NEODYMIUM MAGNET</td><td>1.000</td><td>PC</td></tr><tr><td>VM1108A0</td><td>LineMiss DOOR SPRING+MAG NET PLATE</td><td>1.000</td><td>PC</td></tr><tr><td>VM2003A0</td><td>DOOR BRACKET NUT BUSHING</td><td>2.000</td><td>PC</td></tr><tr><td>VT1070B0</td><td>LMiss ROSSELLA 715x415x6 INTERNAL GLASS</td><td>1.000</td><td>PC</td></tr><tr><td>VT1074A0</td><td>XF/XFT/197/19 9 BLACK EXTERNAL GLASS</td><td>1.000</td><td>PC</td></tr></table>	Code	Description	Qty	UOM	VM1025A0	Ø16 GREY NYLON LID	4.000	PC	VM1045B0	RIGHT UPPER LID FOR COLUMN FOR	1.000	PC	VM1046B0	LEFT UPPER LID FOR COLUMN FOR	1.000	PC	VM1047A0	DOOR COLUMN LEFT LOWER CAP	1.000	PC	VM1048A0	DOOR COLUMN LEFT UPPER CAP	1.000	PC	VM1097C0	LineMiss DOOR MAGNET SPRING PIN	1.000	PC	VM1099A0	D25 H7 M6X10 25KGF NEODYMIUM MAGNET	1.000	PC	VM1108A0	LineMiss DOOR SPRING+MAG NET PLATE	1.000	PC	VM2003A0	DOOR BRACKET NUT BUSHING	2.000	PC	VT1070B0	LMiss ROSSELLA 715x415x6 INTERNAL GLASS	1.000	PC	VT1074A0	XF/XFT/197/19 9 BLACK EXTERNAL GLASS	1.000	PC
			Code	Description	Qty	UOM																																															
VM1025A0	Ø16 GREY NYLON LID	4.000	PC																																																		
VM1045B0	RIGHT UPPER LID FOR COLUMN FOR	1.000	PC																																																		
VM1046B0	LEFT UPPER LID FOR COLUMN FOR	1.000	PC																																																		
VM1047A0	DOOR COLUMN LEFT LOWER CAP	1.000	PC																																																		
VM1048A0	DOOR COLUMN LEFT UPPER CAP	1.000	PC																																																		
VM1097C0	LineMiss DOOR MAGNET SPRING PIN	1.000	PC																																																		
VM1099A0	D25 H7 M6X10 25KGF NEODYMIUM MAGNET	1.000	PC																																																		
VM1108A0	LineMiss DOOR SPRING+MAG NET PLATE	1.000	PC																																																		
VM2003A0	DOOR BRACKET NUT BUSHING	2.000	PC																																																		
VT1070B0	LMiss ROSSELLA 715x415x6 INTERNAL GLASS	1.000	PC																																																		
VT1074A0	XF/XFT/197/19 9 BLACK EXTERNAL GLASS	1.000	PC																																																		
			KDR0001AL	XFT197 LEFT COMPLETE LED DOOR	<table><tr><th>Code</th><th>Description</th><th>Qty</th><th>UOM</th></tr><tr><td>0H2631A0</td><td>L= 325 Ø18x1 HANDLE TUBE</td><td>1.000</td><td>PC</td></tr><tr><td>GN1175A0</td><td>GASKET FOR BUSHING TO FIX GLASS</td><td>2.000</td><td>PC</td></tr><tr><td>GN1265A0</td><td>INTERNAL GLASS SEAL</td><td>4.000</td><td>PC</td></tr><tr><td>LP1036A2</td><td>L200 E200 LM LUX COMPLETE LED BAR</td><td>1.000</td><td>PC</td></tr><tr><td>MG1015B0</td><td>L.MISS/L.MICR O/CHEFTOP HANDLE END</td><td>2.000</td><td>PC</td></tr></table>	Code	Description	Qty	UOM	0H2631A0	L= 325 Ø18x1 HANDLE TUBE	1.000	PC	GN1175A0	GASKET FOR BUSHING TO FIX GLASS	2.000	PC	GN1265A0	INTERNAL GLASS SEAL	4.000	PC	LP1036A2	L200 E200 LM LUX COMPLETE LED BAR	1.000	PC	MG1015B0	L.MISS/L.MICR O/CHEFTOP HANDLE END	2.000	PC																								
Code	Description	Qty	UOM																																																		
0H2631A0	L= 325 Ø18x1 HANDLE TUBE	1.000	PC																																																		
GN1175A0	GASKET FOR BUSHING TO FIX GLASS	2.000	PC																																																		
GN1265A0	INTERNAL GLASS SEAL	4.000	PC																																																		
LP1036A2	L200 E200 LM LUX COMPLETE LED BAR	1.000	PC																																																		
MG1015B0	L.MISS/L.MICR O/CHEFTOP HANDLE END	2.000	PC																																																		




COMPONENT			SPARE PART																																																																						
Code	Description	Image	Code	Description	Kit components																																																																				
VT1070B	LMiss ROSSELLA 715x415x6 INTERNAL GLASS		KDR0001AL	XFT197 LEFT COMPLETE LED DOOR	<table><tr><th>Code</th><th>Description</th><th>Qty</th><th>UOM</th></tr><tr><td>ML1002C0</td><td>PRESSURE SPRING WIRE Ø 2.0 INT.Ø 14 H24</td><td>1.000</td><td>PC</td></tr><tr><td>ML1003A0</td><td>PRESSURE SPRING WIRE Ø 1.3 INT.Ø 11 H8</td><td>1.000</td><td>PC</td></tr><tr><td>SL1050A1</td><td>3M TRANSFER ADHESIVE TAPE</td><td>0.820</td><td>M</td></tr><tr><td>SL1140A1</td><td>DRILL FIXER LOCTITE 243 250ML</td><td>0.700</td><td>ML</td></tr><tr><td>TB1224B0</td><td>XFT197 LEFT/RIGHT DOOR COLUMN</td><td>1.000</td><td>PC</td></tr><tr><td>TB3084A0</td><td>LM ARI/ROSS MATIC-TOP DOOR LEFT COLUMN</td><td>1.000</td><td>PC</td></tr><tr><td>TF1005A0</td><td>BUSHING TO FIX GLASS L.M. STEFANIA MATIC</td><td>2.000</td><td>PC</td></tr><tr><td>VI1014A0</td><td>STAINLESS STEEL WASHER 4.5X9X0.8</td><td>2.000</td><td>PC</td></tr><tr><td>VI1024A0</td><td>SCREW M4x12 TCB + INOX DIN 7985</td><td>2.000</td><td>PC</td></tr><tr><td>VI1081A0</td><td>M6X25 STAINLESS STEEL SCREW</td><td>2.000</td><td>PC</td></tr><tr><td>VI1280A3</td><td>M5x10 TC1/2T SCREW</td><td>2.000</td><td>PC</td></tr><tr><td>VI1700A0</td><td>18x6.4x1.5 STAINLESS STEEL FLAT WASHER</td><td>1.000</td><td>PC</td></tr><tr><td>VI1716A0</td><td>STAINLESS STEEL BLIND THREADED SCREW M4</td><td>2.000</td><td>PC</td></tr><tr><td>VI1855A0</td><td>5X25 SELF-TAPPIN G SCREW</td><td>2.000</td><td>PC</td></tr><tr><td>VM1025A0</td><td>Ø16 GREY NYLON LID</td><td>4.000</td><td>PC</td></tr><tr><td>VM1045B0</td><td>RIGHT UPPER LID FOR COLUMN FOR</td><td>1.000</td><td>PC</td></tr></table>	Code	Description	Qty	UOM	ML1002C0	PRESSURE SPRING WIRE Ø 2.0 INT.Ø 14 H24	1.000	PC	ML1003A0	PRESSURE SPRING WIRE Ø 1.3 INT.Ø 11 H8	1.000	PC	SL1050A1	3M TRANSFER ADHESIVE TAPE	0.820	M	SL1140A1	DRILL FIXER LOCTITE 243 250ML	0.700	ML	TB1224B0	XFT197 LEFT/RIGHT DOOR COLUMN	1.000	PC	TB3084A0	LM ARI/ROSS MATIC-TOP DOOR LEFT COLUMN	1.000	PC	TF1005A0	BUSHING TO FIX GLASS L.M. STEFANIA MATIC	2.000	PC	VI1014A0	STAINLESS STEEL WASHER 4.5X9X0.8	2.000	PC	VI1024A0	SCREW M4x12 TCB + INOX DIN 7985	2.000	PC	VI1081A0	M6X25 STAINLESS STEEL SCREW	2.000	PC	VI1280A3	M5x10 TC1/2T SCREW	2.000	PC	VI1700A0	18x6.4x1.5 STAINLESS STEEL FLAT WASHER	1.000	PC	VI1716A0	STAINLESS STEEL BLIND THREADED SCREW M4	2.000	PC	VI1855A0	5X25 SELF-TAPPIN G SCREW	2.000	PC	VM1025A0	Ø16 GREY NYLON LID	4.000	PC	VM1045B0	RIGHT UPPER LID FOR COLUMN FOR	1.000	PC
					Code	Description	Qty	UOM																																																																	
					ML1002C0	PRESSURE SPRING WIRE Ø 2.0 INT.Ø 14 H24	1.000	PC																																																																	
					ML1003A0	PRESSURE SPRING WIRE Ø 1.3 INT.Ø 11 H8	1.000	PC																																																																	
					SL1050A1	3M TRANSFER ADHESIVE TAPE	0.820	M																																																																	
					SL1140A1	DRILL FIXER LOCTITE 243 250ML	0.700	ML																																																																	
					TB1224B0	XFT197 LEFT/RIGHT DOOR COLUMN	1.000	PC																																																																	
					TB3084A0	LM ARI/ROSS MATIC-TOP DOOR LEFT COLUMN	1.000	PC																																																																	
					TF1005A0	BUSHING TO FIX GLASS L.M. STEFANIA MATIC	2.000	PC																																																																	
					VI1014A0	STAINLESS STEEL WASHER 4.5X9X0.8	2.000	PC																																																																	
					VI1024A0	SCREW M4x12 TCB + INOX DIN 7985	2.000	PC																																																																	
					VI1081A0	M6X25 STAINLESS STEEL SCREW	2.000	PC																																																																	
					VI1280A3	M5x10 TC1/2T SCREW	2.000	PC																																																																	
					VI1700A0	18x6.4x1.5 STAINLESS STEEL FLAT WASHER	1.000	PC																																																																	
					VI1716A0	STAINLESS STEEL BLIND THREADED SCREW M4	2.000	PC																																																																	
VI1855A0	5X25 SELF-TAPPIN G SCREW	2.000	PC																																																																						
VM1025A0	Ø16 GREY NYLON LID	4.000	PC																																																																						
VM1045B0	RIGHT UPPER LID FOR COLUMN FOR	1.000	PC																																																																						





COMPONENT			SPARE PART																																										
Code	Description	Image	Code	Description	Kit components																																								
VT1070B	LMiss ROSSELLA 715x415x6 INTERNAL GLASS		KDR0001AL	XFT197 LEFT COMPLETE LED DOOR	<table><thead><tr><th>Code</th><th>Description</th><th>Qty</th><th>UOM</th></tr></thead><tbody><tr><td>VM1046B0</td><td>LEFT UPPER LID FOR COLUMN FOR</td><td>1.000</td><td>PC</td></tr><tr><td>VM1047A0</td><td>DOOR COLUMN LEFT LOWER CAP</td><td>1.000</td><td>PC</td></tr><tr><td>VM1048A0</td><td>DOOR COLUMN LEFT UPPER CAP</td><td>1.000</td><td>PC</td></tr><tr><td>VM1097C0</td><td>LineMiss DOOR MAGNET SPRING PIN</td><td>1.000</td><td>PC</td></tr><tr><td>VM1099A0</td><td>D25 H7 M6X10 25KGF NEODYMIUM MAGNET</td><td>1.000</td><td>PC</td></tr><tr><td>VM1108A0</td><td>LineMiss DOOR SPRING+MAG NET PLATE</td><td>1.000</td><td>PC</td></tr><tr><td>VM2003A0</td><td>DOOR BRACKET NUT BUSHING</td><td>2.000</td><td>PC</td></tr><tr><td>VT1070B0</td><td>LMiss ROSSELLA 715x415x6 INTERNAL GLASS</td><td>1.000</td><td>PC</td></tr><tr><td>VT1074A0</td><td>XF/XFT/197/19 9 BLACK EXTERNAL GLASS</td><td>1.000</td><td>PC</td></tr></tbody></table>	Code	Description	Qty	UOM	VM1046B0	LEFT UPPER LID FOR COLUMN FOR	1.000	PC	VM1047A0	DOOR COLUMN LEFT LOWER CAP	1.000	PC	VM1048A0	DOOR COLUMN LEFT UPPER CAP	1.000	PC	VM1097C0	LineMiss DOOR MAGNET SPRING PIN	1.000	PC	VM1099A0	D25 H7 M6X10 25KGF NEODYMIUM MAGNET	1.000	PC	VM1108A0	LineMiss DOOR SPRING+MAG NET PLATE	1.000	PC	VM2003A0	DOOR BRACKET NUT BUSHING	2.000	PC	VT1070B0	LMiss ROSSELLA 715x415x6 INTERNAL GLASS	1.000	PC	VT1074A0	XF/XFT/197/19 9 BLACK EXTERNAL GLASS	1.000	PC
			Code	Description	Qty	UOM																																							
VM1046B0	LEFT UPPER LID FOR COLUMN FOR	1.000	PC																																										
VM1047A0	DOOR COLUMN LEFT LOWER CAP	1.000	PC																																										
VM1048A0	DOOR COLUMN LEFT UPPER CAP	1.000	PC																																										
VM1097C0	LineMiss DOOR MAGNET SPRING PIN	1.000	PC																																										
VM1099A0	D25 H7 M6X10 25KGF NEODYMIUM MAGNET	1.000	PC																																										
VM1108A0	LineMiss DOOR SPRING+MAG NET PLATE	1.000	PC																																										
VM2003A0	DOOR BRACKET NUT BUSHING	2.000	PC																																										
VT1070B0	LMiss ROSSELLA 715x415x6 INTERNAL GLASS	1.000	PC																																										
VT1074A0	XF/XFT/197/19 9 BLACK EXTERNAL GLASS	1.000	PC																																										
KDR0001A	XFT197 L/R NO LED COMPLETE DOOR KIT	<table><thead><tr><th>Code</th><th>Description</th><th>Qty</th><th>UOM</th></tr></thead><tbody><tr><td>0H2631A0</td><td>L= 325 Ø18x1 HANDLE TUBE</td><td>1.000</td><td>PC</td></tr><tr><td>GN1175A0</td><td>GASKET FOR BUSHING TO FIX GLASS</td><td>2.000</td><td>PC</td></tr><tr><td>GN1265A0</td><td>INTERNAL GLASS SEAL</td><td>4.000</td><td>PC</td></tr><tr><td>MG1015B0</td><td>L.MISS/L.MICR O/CHEFTOP HANDLE END</td><td>2.000</td><td>PC</td></tr><tr><td>ML1002C0</td><td>PRESSURE SPRING WIRE Ø 2.0 INT.Ø 14 H24</td><td>1.000</td><td>PC</td></tr><tr><td>ML1003A0</td><td>PRESSURE SPRING WIRE Ø 1.3 INT.Ø 11 H8</td><td>1.000</td><td>PC</td></tr><tr><td>SL1050A1</td><td>3M TRANSFER ADHESIVE TAPE</td><td>0.820</td><td>M</td></tr></tbody></table>	Code	Description	Qty	UOM	0H2631A0	L= 325 Ø18x1 HANDLE TUBE	1.000	PC	GN1175A0	GASKET FOR BUSHING TO FIX GLASS	2.000	PC	GN1265A0	INTERNAL GLASS SEAL	4.000	PC	MG1015B0	L.MISS/L.MICR O/CHEFTOP HANDLE END	2.000	PC	ML1002C0	PRESSURE SPRING WIRE Ø 2.0 INT.Ø 14 H24	1.000	PC	ML1003A0	PRESSURE SPRING WIRE Ø 1.3 INT.Ø 11 H8	1.000	PC	SL1050A1	3M TRANSFER ADHESIVE TAPE	0.820	M											
Code	Description	Qty	UOM																																										
0H2631A0	L= 325 Ø18x1 HANDLE TUBE	1.000	PC																																										
GN1175A0	GASKET FOR BUSHING TO FIX GLASS	2.000	PC																																										
GN1265A0	INTERNAL GLASS SEAL	4.000	PC																																										
MG1015B0	L.MISS/L.MICR O/CHEFTOP HANDLE END	2.000	PC																																										
ML1002C0	PRESSURE SPRING WIRE Ø 2.0 INT.Ø 14 H24	1.000	PC																																										
ML1003A0	PRESSURE SPRING WIRE Ø 1.3 INT.Ø 11 H8	1.000	PC																																										
SL1050A1	3M TRANSFER ADHESIVE TAPE	0.820	M																																										




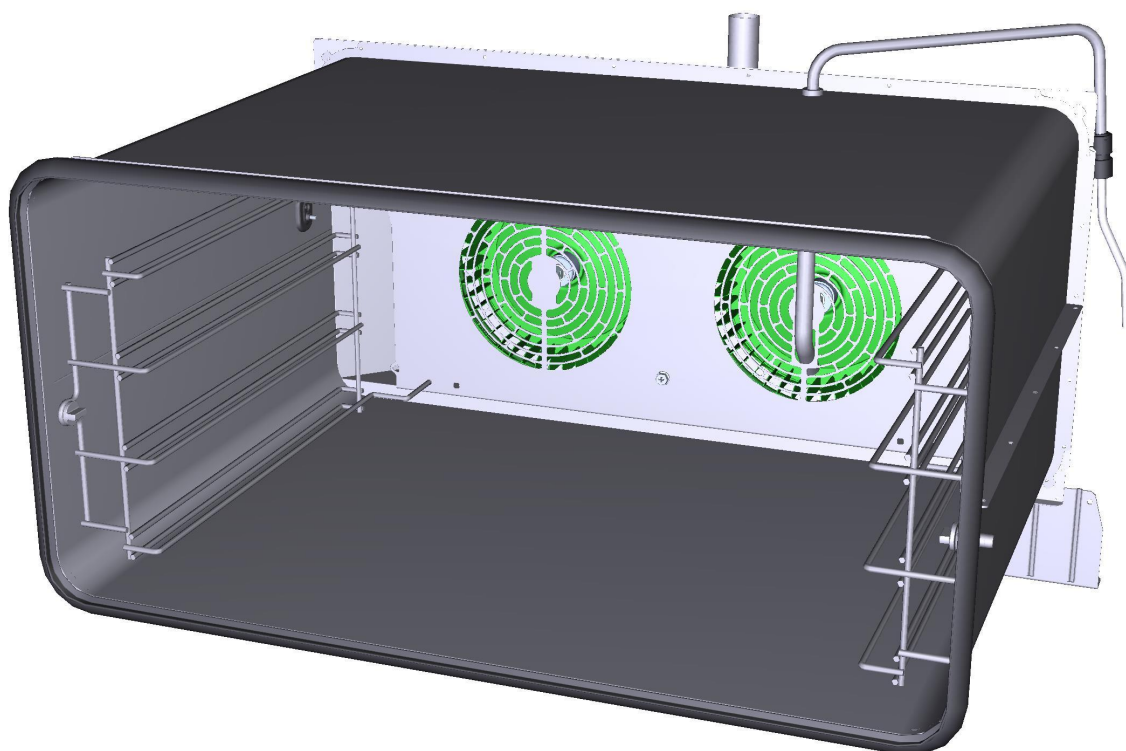
COMPONENT			SPARE PART																																																																										
Code	Description	Image	Code	Description	Kit components																																																																								
VT1070B	LMiss ROSSELLA 715x415x6 INTERNAL GLASS		KDR0001A	XFT197 L/R NO LED COMPLETE DOOR KIT	<table><tr><th>Code</th><th>Description</th><th>Qty</th><th>UOM</th></tr><tr><td>SL1140A1</td><td>DRILL FIXER LOCTITE 243 250ML</td><td>0.700</td><td>ML</td></tr><tr><td>TB1224B0</td><td>XFT197 LEFT/RIGHT DOOR COLUM</td><td>2.000</td><td>PC</td></tr><tr><td>TF1005A0</td><td>BUSHING TO FIX GLASS L.M. STEFANIA MATIC</td><td>2.000</td><td>PC</td></tr><tr><td>VI1014A0</td><td>STAINLESS STEEL WASHER 4.5X9X0.8</td><td>4.000</td><td>PC</td></tr><tr><td>VI1024A0</td><td>SCREW M4x12 TCB + INOX DIN 7985</td><td>4.000</td><td>PC</td></tr><tr><td>VI1081A0</td><td>M6X25 STAINLESS STEEL SCREW</td><td>2.000</td><td>PC</td></tr><tr><td>VI1280A3</td><td>M5x10 TC1/2T SCREW</td><td>2.000</td><td>PC</td></tr><tr><td>VI1700A0</td><td>18x6.4x1.5 STAINLESS STEEL FLAT WASHER</td><td>1.000</td><td>PC</td></tr><tr><td>VI1716A0</td><td>STAINLESS STEEL BLIND THREADED SCREW M4</td><td>4.000</td><td>PC</td></tr><tr><td>VI1855A0</td><td>5X25 SELF-TAPPIN G SCREW</td><td>2.000</td><td>PC</td></tr><tr><td>VM1025A0</td><td>Ø16 GREY NYLON LID</td><td>4.000</td><td>PC</td></tr><tr><td>VM1045B0</td><td>RIGHT UPPER LID FOR COLUMN FOR</td><td>1.000</td><td>PC</td></tr><tr><td>VM1046B0</td><td>LEFT UPPER LID FOR COLUMN FOR</td><td>1.000</td><td>PC</td></tr><tr><td>VM1047A0</td><td>DOOR COLUMN LEFT LOWER CAP</td><td>1.000</td><td>PC</td></tr><tr><td>VM1048A0</td><td>DOOR COLUMN LEFT UPPER CAP</td><td>1.000</td><td>PC</td></tr><tr><td>VM1097C0</td><td>LineMiss DOOR MAGNET SPRING PIN</td><td>1.000</td><td>PC</td></tr><tr><td>VM1099A0</td><td>D25 H7 M6X10 25KGF NEODYMIUM MAGNET</td><td>1.000</td><td>PC</td></tr></table>	Code	Description	Qty	UOM	SL1140A1	DRILL FIXER LOCTITE 243 250ML	0.700	ML	TB1224B0	XFT197 LEFT/RIGHT DOOR COLUM	2.000	PC	TF1005A0	BUSHING TO FIX GLASS L.M. STEFANIA MATIC	2.000	PC	VI1014A0	STAINLESS STEEL WASHER 4.5X9X0.8	4.000	PC	VI1024A0	SCREW M4x12 TCB + INOX DIN 7985	4.000	PC	VI1081A0	M6X25 STAINLESS STEEL SCREW	2.000	PC	VI1280A3	M5x10 TC1/2T SCREW	2.000	PC	VI1700A0	18x6.4x1.5 STAINLESS STEEL FLAT WASHER	1.000	PC	VI1716A0	STAINLESS STEEL BLIND THREADED SCREW M4	4.000	PC	VI1855A0	5X25 SELF-TAPPIN G SCREW	2.000	PC	VM1025A0	Ø16 GREY NYLON LID	4.000	PC	VM1045B0	RIGHT UPPER LID FOR COLUMN FOR	1.000	PC	VM1046B0	LEFT UPPER LID FOR COLUMN FOR	1.000	PC	VM1047A0	DOOR COLUMN LEFT LOWER CAP	1.000	PC	VM1048A0	DOOR COLUMN LEFT UPPER CAP	1.000	PC	VM1097C0	LineMiss DOOR MAGNET SPRING PIN	1.000	PC	VM1099A0	D25 H7 M6X10 25KGF NEODYMIUM MAGNET	1.000	PC
					Code	Description	Qty	UOM																																																																					
					SL1140A1	DRILL FIXER LOCTITE 243 250ML	0.700	ML																																																																					
					TB1224B0	XFT197 LEFT/RIGHT DOOR COLUM	2.000	PC																																																																					
					TF1005A0	BUSHING TO FIX GLASS L.M. STEFANIA MATIC	2.000	PC																																																																					
					VI1014A0	STAINLESS STEEL WASHER 4.5X9X0.8	4.000	PC																																																																					
					VI1024A0	SCREW M4x12 TCB + INOX DIN 7985	4.000	PC																																																																					
					VI1081A0	M6X25 STAINLESS STEEL SCREW	2.000	PC																																																																					
					VI1280A3	M5x10 TC1/2T SCREW	2.000	PC																																																																					
					VI1700A0	18x6.4x1.5 STAINLESS STEEL FLAT WASHER	1.000	PC																																																																					
					VI1716A0	STAINLESS STEEL BLIND THREADED SCREW M4	4.000	PC																																																																					
					VI1855A0	5X25 SELF-TAPPIN G SCREW	2.000	PC																																																																					
					VM1025A0	Ø16 GREY NYLON LID	4.000	PC																																																																					
					VM1045B0	RIGHT UPPER LID FOR COLUMN FOR	1.000	PC																																																																					
					VM1046B0	LEFT UPPER LID FOR COLUMN FOR	1.000	PC																																																																					
					VM1047A0	DOOR COLUMN LEFT LOWER CAP	1.000	PC																																																																					
					VM1048A0	DOOR COLUMN LEFT UPPER CAP	1.000	PC																																																																					
VM1097C0	LineMiss DOOR MAGNET SPRING PIN	1.000	PC																																																																										
VM1099A0	D25 H7 M6X10 25KGF NEODYMIUM MAGNET	1.000	PC																																																																										




COMPONENT			SPARE PART										
Code	Description	Image	Code	Description	Kit components								
VT1070B	LMiss ROSSELLA 715x415x6 INTERNAL GLASS		KDR0001A	XFT197 L/R NO LED COMPLETE DOOR KIT	<table><tr><th>Code</th><th>Description</th><th>Qty</th><th>UOM</th></tr><tr><td>VM1108A0</td><td>LineMiss DOOR SPRING+MAG NET PLATE</td><td>1.000</td><td>PC</td></tr></table>	Code	Description	Qty	UOM	VM1108A0	LineMiss DOOR SPRING+MAG NET PLATE	1.000	PC
					Code	Description	Qty	UOM					
					VM1108A0	LineMiss DOOR SPRING+MAG NET PLATE	1.000	PC					
					<table><tr><td>VM1109A0</td><td>LineMiss DOOR MAGNET HOLE COVER</td><td>1.000</td><td>PC</td></tr></table>	VM1109A0	LineMiss DOOR MAGNET HOLE COVER	1.000	PC				
					VM1109A0	LineMiss DOOR MAGNET HOLE COVER	1.000	PC					
<table><tr><td>VM2003A0</td><td>DOOR BRACKET NUT BUSHING</td><td>2.000</td><td>PC</td></tr></table>	VM2003A0	DOOR BRACKET NUT BUSHING	2.000	PC									
VM2003A0	DOOR BRACKET NUT BUSHING	2.000	PC										
<table><tr><td>VT1070B0</td><td>LMiss ROSSELLA 715x415x6 INTERNAL GLASS</td><td>1.000</td><td>PC</td></tr></table>	VT1070B0	LMiss ROSSELLA 715x415x6 INTERNAL GLASS	1.000	PC									
VT1070B0	LMiss ROSSELLA 715x415x6 INTERNAL GLASS	1.000	PC										
<table><tr><td>VT1074A0</td><td>XF/XFT/197/19 9 BLACK EXTERNAL GLASS</td><td>1.000</td><td>PC</td></tr></table>	VT1074A0	XF/XFT/197/19 9 BLACK EXTERNAL GLASS	1.000	PC									
VT1074A0	XF/XFT/197/19 9 BLACK EXTERNAL GLASS	1.000	PC										
VT1072A	LineMiss ROSSELLA BLACK EXTERNAL GLASS		KVT1072A	L.M. ROSSELLA BLACK EXTERNAL GLASS KIT	<table><tr><th>Code</th><th>Description</th><th>Qty</th><th>UOM</th></tr><tr><td>RC1200A0</td><td>ED=4 WIRE D=0.5 H24 COMPRESSIO N SPRING</td><td>2.000</td><td>PC</td></tr></table>	Code	Description	Qty	UOM	RC1200A0	ED=4 WIRE D=0.5 H24 COMPRESSIO N SPRING	2.000	PC
					Code	Description	Qty	UOM					
					RC1200A0	ED=4 WIRE D=0.5 H24 COMPRESSIO N SPRING	2.000	PC					
					<table><tr><td>SL1050A1</td><td>3M TRANSFER ADHESIVE TAPE</td><td>0.820</td><td>M</td></tr></table>	SL1050A1	3M TRANSFER ADHESIVE TAPE	0.820	M				
					SL1050A1	3M TRANSFER ADHESIVE TAPE	0.820	M					
					<table><tr><td>TB2301A0</td><td>RIGHT COLUMN XVC105E 40x40x1</td><td>1.000</td><td>PC</td></tr></table>	TB2301A0	RIGHT COLUMN XVC105E 40x40x1	1.000	PC				
					TB2301A0	RIGHT COLUMN XVC105E 40x40x1	1.000	PC					
					<table><tr><td>TB3081A0</td><td>LMISS ARIANNA/ROS SELLA DOOR LEFT COLUMN</td><td>1.000</td><td>PC</td></tr></table>	TB3081A0	LMISS ARIANNA/ROS SELLA DOOR LEFT COLUMN	1.000	PC				
					TB3081A0	LMISS ARIANNA/ROS SELLA DOOR LEFT COLUMN	1.000	PC					
					<table><tr><td>VM1025A0</td><td>Ø16 GREY NYLON LID</td><td>2.000</td><td>PC</td></tr></table>	VM1025A0	Ø16 GREY NYLON LID	2.000	PC				
					VM1025A0	Ø16 GREY NYLON LID	2.000	PC					
					<table><tr><td>VM1695A0</td><td>HANDLE POSITION PIN</td><td>2.000</td><td>PC</td></tr></table>	VM1695A0	HANDLE POSITION PIN	2.000	PC				
					VM1695A0	HANDLE POSITION PIN	2.000	PC					
					<table><tr><td>VM1916A0</td><td>RIGHT UPPER COLUMN CAP</td><td>1.000</td><td>PC</td></tr></table>	VM1916A0	RIGHT UPPER COLUMN CAP	1.000	PC				
					VM1916A0	RIGHT UPPER COLUMN CAP	1.000	PC					
<table><tr><td>VM1917A0</td><td>LEFT UPPER COLUMN CAP</td><td>1.000</td><td>PC</td></tr></table>	VM1917A0	LEFT UPPER COLUMN CAP	1.000	PC									
VM1917A0	LEFT UPPER COLUMN CAP	1.000	PC										
<table><tr><td>VM1918A0</td><td>RIGHT LOWER COLUMN CAP</td><td>1.000</td><td>PC</td></tr></table>	VM1918A0	RIGHT LOWER COLUMN CAP	1.000	PC									
VM1918A0	RIGHT LOWER COLUMN CAP	1.000	PC										
<table><tr><td>VM1919A0</td><td>LEFT LOWER COLUMN CAP</td><td>1.000</td><td>PC</td></tr></table>	VM1919A0	LEFT LOWER COLUMN CAP	1.000	PC									
VM1919A0	LEFT LOWER COLUMN CAP	1.000	PC										
<table><tr><td>VM1920A0</td><td>INTERNAL GLASS CLOSING RIGHT PLATE</td><td>1.000</td><td>PC</td></tr></table>	VM1920A0	INTERNAL GLASS CLOSING RIGHT PLATE	1.000	PC									
VM1920A0	INTERNAL GLASS CLOSING RIGHT PLATE	1.000	PC										
<table><tr><td>VM1921A0</td><td>INTERNAL GLASS CLOSING LEFT PLATE</td><td>1.000</td><td>PC</td></tr></table>	VM1921A0	INTERNAL GLASS CLOSING LEFT PLATE	1.000	PC									
VM1921A0	INTERNAL GLASS CLOSING LEFT PLATE	1.000	PC										
<table><tr><td>VT1072A0</td><td>LineMiss ROSSELLA BLACK EXTERNAL GLASS</td><td>1.000</td><td>PC</td></tr></table>	VT1072A0	LineMiss ROSSELLA BLACK EXTERNAL GLASS	1.000	PC									
VT1072A0	LineMiss ROSSELLA BLACK EXTERNAL GLASS	1.000	PC										








COMPONENT			SPARE PART																																																																																		
Code	Description	Image	Code	Description	Kit components																																																																																
VT1072A	LineMiss ROSSELLA BLACK EXTERNAL GLASS		KDR1072A	L.M. ROSSELLA BLACK COMPLETE DOOR	<table><tr><th>Code</th><th>Description</th><th>Qty</th><th>UOM</th></tr><tr><td>0H1930B0</td><td>HANDLE TUBE L= 718 Ø18x1</td><td>1.000</td><td>PC</td></tr><tr><td>CR1050A1</td><td>XVC105/DECK/ ROSSELLA DOOR HINGE</td><td>2.000</td><td>PC</td></tr><tr><td>MG1015B0</td><td>L.MISS/L.MICR O/CHEFTOP HANDLE END</td><td>2.000</td><td>PC</td></tr><tr><td>RC1200A0</td><td>ED=4 WIRE D=0.5 H24 COMPRESSIO N SPRING</td><td>2.000</td><td>PC</td></tr><tr><td>SL1050A1</td><td>3M TRANSFER ADHESIVE TAPE</td><td>0.820</td><td>M</td></tr><tr><td>TB2301A0</td><td>RIGHT COLUMN XVC105E 40x40x1</td><td>1.000</td><td>PC</td></tr><tr><td>TB3081A0</td><td>LMISS ARIANNA/ROS SELLA DOOR LEFT COLUMN</td><td>1.000</td><td>PC</td></tr><tr><td>VI1855A0</td><td>5X25 SELF-TAPPIN G SCREW</td><td>2.000</td><td>PC</td></tr><tr><td>VI1875A0</td><td>SCREW M5X10 TC1/2T INOX</td><td>6.000</td><td>PC</td></tr><tr><td>VM1025A0</td><td>Ø16 GREY NYLON LID</td><td>2.000</td><td>PC</td></tr><tr><td>VM1695A0</td><td>HANDLE POSITION PIN</td><td>2.000</td><td>PC</td></tr><tr><td>VM1916A0</td><td>RIGHT UPPER COLUMN CAP</td><td>1.000</td><td>PC</td></tr><tr><td>VM1917A0</td><td>LEFT UPPER COLUMN CAP</td><td>1.000</td><td>PC</td></tr><tr><td>VM1918A0</td><td>RIGHT LOWER COLUMN CAP</td><td>1.000</td><td>PC</td></tr><tr><td>VM1919A0</td><td>LEFT LOWER COLUMN CAP</td><td>1.000</td><td>PC</td></tr><tr><td>VM1920A0</td><td>INTERNAL GLASS CLOSING RIGHT PLATE</td><td>1.000</td><td>PC</td></tr><tr><td>VM1921A0</td><td>INTERNAL GLASS CLOSING LEFT PLATE</td><td>1.000</td><td>PC</td></tr><tr><td>VT1070B0</td><td>L.Miss ROSSELLA 715x415x6 INTERNAL GLASS</td><td>1.000</td><td>PC</td></tr><tr><td>VT1072A0</td><td>LineMiss ROSSELLA BLACK EXTERNAL GLASS</td><td>1.000</td><td>PC</td></tr></table>	Code	Description	Qty	UOM	0H1930B0	HANDLE TUBE L= 718 Ø18x1	1.000	PC	CR1050A1	XVC105/DECK/ ROSSELLA DOOR HINGE	2.000	PC	MG1015B0	L.MISS/L.MICR O/CHEFTOP HANDLE END	2.000	PC	RC1200A0	ED=4 WIRE D=0.5 H24 COMPRESSIO N SPRING	2.000	PC	SL1050A1	3M TRANSFER ADHESIVE TAPE	0.820	M	TB2301A0	RIGHT COLUMN XVC105E 40x40x1	1.000	PC	TB3081A0	LMISS ARIANNA/ROS SELLA DOOR LEFT COLUMN	1.000	PC	VI1855A0	5X25 SELF-TAPPIN G SCREW	2.000	PC	VI1875A0	SCREW M5X10 TC1/2T INOX	6.000	PC	VM1025A0	Ø16 GREY NYLON LID	2.000	PC	VM1695A0	HANDLE POSITION PIN	2.000	PC	VM1916A0	RIGHT UPPER COLUMN CAP	1.000	PC	VM1917A0	LEFT UPPER COLUMN CAP	1.000	PC	VM1918A0	RIGHT LOWER COLUMN CAP	1.000	PC	VM1919A0	LEFT LOWER COLUMN CAP	1.000	PC	VM1920A0	INTERNAL GLASS CLOSING RIGHT PLATE	1.000	PC	VM1921A0	INTERNAL GLASS CLOSING LEFT PLATE	1.000	PC	VT1070B0	L.Miss ROSSELLA 715x415x6 INTERNAL GLASS	1.000	PC	VT1072A0	LineMiss ROSSELLA BLACK EXTERNAL GLASS	1.000	PC
					Code	Description	Qty	UOM																																																																													
					0H1930B0	HANDLE TUBE L= 718 Ø18x1	1.000	PC																																																																													
					CR1050A1	XVC105/DECK/ ROSSELLA DOOR HINGE	2.000	PC																																																																													
					MG1015B0	L.MISS/L.MICR O/CHEFTOP HANDLE END	2.000	PC																																																																													
					RC1200A0	ED=4 WIRE D=0.5 H24 COMPRESSIO N SPRING	2.000	PC																																																																													
					SL1050A1	3M TRANSFER ADHESIVE TAPE	0.820	M																																																																													
					TB2301A0	RIGHT COLUMN XVC105E 40x40x1	1.000	PC																																																																													
					TB3081A0	LMISS ARIANNA/ROS SELLA DOOR LEFT COLUMN	1.000	PC																																																																													
					VI1855A0	5X25 SELF-TAPPIN G SCREW	2.000	PC																																																																													
					VI1875A0	SCREW M5X10 TC1/2T INOX	6.000	PC																																																																													
					VM1025A0	Ø16 GREY NYLON LID	2.000	PC																																																																													
					VM1695A0	HANDLE POSITION PIN	2.000	PC																																																																													
					VM1916A0	RIGHT UPPER COLUMN CAP	1.000	PC																																																																													
					VM1917A0	LEFT UPPER COLUMN CAP	1.000	PC																																																																													
					VM1918A0	RIGHT LOWER COLUMN CAP	1.000	PC																																																																													
					VM1919A0	LEFT LOWER COLUMN CAP	1.000	PC																																																																													
					VM1920A0	INTERNAL GLASS CLOSING RIGHT PLATE	1.000	PC																																																																													
					VM1921A0	INTERNAL GLASS CLOSING LEFT PLATE	1.000	PC																																																																													
					VT1070B0	L.Miss ROSSELLA 715x415x6 INTERNAL GLASS	1.000	PC																																																																													
					VT1072A0	LineMiss ROSSELLA BLACK EXTERNAL GLASS	1.000	PC																																																																													





**ASM2012D/0.D00 - Cooking chamber - FRONT**



**ASM2012D/0.D00 - Cooking chamber - REAR**



COMPONENT			SPARE PART																						
Code	Description	Image	Code	Description	Kit components																				
0G1524B	XFT200 FAN GUARD SPACER		0G1524B0	XFT200 FAN GUARD SPACER																					
0G1537A	ROSSELLA STAINLESS STEEL FAN GUARD		0G1537A1	ROSSELLA STAINLESS STEEL FAN GUARD																					
0H1455A	MUFFLE SUPPORT BRACKET		0H1455A2	MUFFLE SUPPORT BRACKET																					
RS1090A	2,9kW HEATING ELEMENT		KRS1090A	HEATING ELEMENT 2.9kW	<table><tr><th>Code</th><th>Description</th><th>Qty</th><th>UOM</th></tr><tr><td>GN1327A0</td><td>HEATING ELEMENT GASKET</td><td>1.000</td><td>PC</td></tr><tr><td>RS1090A1</td><td>2,9kW HEATING ELEMENT</td><td>1.000</td><td>PC</td></tr><tr><td>SL1045A0</td><td>S57 BLACK SILICONE - 80ml CARTRIDGE</td><td>1.000</td><td>PC</td></tr><tr><td>VI1220A1</td><td>4,2x12 TCB SELF-TAPPIN G SCREW</td><td>5.000</td><td>PC</td></tr></table>	Code	Description	Qty	UOM	GN1327A0	HEATING ELEMENT GASKET	1.000	PC	RS1090A1	2,9kW HEATING ELEMENT	1.000	PC	SL1045A0	S57 BLACK SILICONE - 80ml CARTRIDGE	1.000	PC	VI1220A1	4,2x12 TCB SELF-TAPPIN G SCREW	5.000	PC
Code	Description	Qty	UOM																						
GN1327A0	HEATING ELEMENT GASKET	1.000	PC																						
RS1090A1	2,9kW HEATING ELEMENT	1.000	PC																						
SL1045A0	S57 BLACK SILICONE - 80ml CARTRIDGE	1.000	PC																						
VI1220A1	4,2x12 TCB SELF-TAPPIN G SCREW	5.000	PC																						
0H1209A	PROFILE HEAT COVER FOR MOTOR		0H1209A0	PROFILE HEAT COVER FOR MOTOR																					





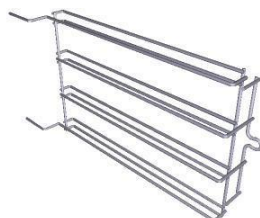
COMPONENT			SPARE PART																						
Code	Description	Image	Code	Description	Kit components																				
0H3020A	MOTOR SHAFT SEALING DISC		0H3020A1	MOTOR SHAFT SEALING DISC																					
0H3586A	ZINCED MOTOR GUARD PLATE XBC-XVC		0H3586A0	ZINCED MOTOR GUARD PLATE XBC-XVC																					
GN1547A	SHAFT GASKET D11.6		KGN1547A	D11.6 MOTOR SHAFT GASKET 3PCS KIT	<table><tr><th>Code</th><th>Description</th><th>Qty</th><th>UOM</th></tr><tr><td>GN1547A1</td><td>SHAFT GASKET D11.6</td><td>3.000</td><td>PC</td></tr></table>	Code	Description	Qty	UOM	GN1547A1	SHAFT GASKET D11.6	3.000	PC												
Code	Description	Qty	UOM																						
GN1547A1	SHAFT GASKET D11.6	3.000	PC																						
VN1025A	D=196 H=61 38 BLADES ST. STEEL FAN		KVN1025A	S.3/4/MISS/MICRO D196 H61 FAN KIT	<table><tr><th>Code</th><th>Description</th><th>Qty</th><th>UOM</th></tr><tr><td>VI1034A0</td><td>STAINLESS STEEL WASHER 8.4x16x1</td><td>1.000</td><td>PC</td></tr><tr><td>VI1256A0</td><td>M8 DIN 980M ST. STEEL SELF LOCKING NUT</td><td>1.000</td><td>PC</td></tr><tr><td>VM2196A0</td><td>MOTOR NUT FASTENING BUSHING</td><td>1.000</td><td>PC</td></tr><tr><td>VN1025A2</td><td>D=196 H=61 38 BLADES ST. STEEL FAN</td><td>1.000</td><td>PC</td></tr></table>	Code	Description	Qty	UOM	VI1034A0	STAINLESS STEEL WASHER 8.4x16x1	1.000	PC	VI1256A0	M8 DIN 980M ST. STEEL SELF LOCKING NUT	1.000	PC	VM2196A0	MOTOR NUT FASTENING BUSHING	1.000	PC	VN1025A2	D=196 H=61 38 BLADES ST. STEEL FAN	1.000	PC
Code	Description	Qty	UOM																						
VI1034A0	STAINLESS STEEL WASHER 8.4x16x1	1.000	PC																						
VI1256A0	M8 DIN 980M ST. STEEL SELF LOCKING NUT	1.000	PC																						
VM2196A0	MOTOR NUT FASTENING BUSHING	1.000	PC																						
VN1025A2	D=196 H=61 38 BLADES ST. STEEL FAN	1.000	PC																						

COMPONENT			SPARE PART																															
Code	Description	Image	Code	Description	Kit components																													
VN1130A	330W 230V 50/60HZ MOTOR		KVN1130A	LUX ≤08.2017/L.MISS/S.5/ 5E MOTOR KIT	<table><tr><th>Code</th><th>Description</th><th>Qty</th><th>UOM</th></tr><tr><td>0H8118A0</td><td>XEVL MOTOR SHAFT DISC</td><td>1.000</td><td>PC</td></tr><tr><td>GN1140A3</td><td>MOLDED MOTOR HOLDER GASKET</td><td>1.000</td><td>PC</td></tr><tr><td>VI1034A0</td><td>STAINLESS STEEL WASHER 8.4x16x1</td><td>1.000</td><td>PC</td></tr><tr><td>VI1256A0</td><td>M8 DIN 980M ST. STEEL SELF LOCKING NUT</td><td>1.000</td><td>PC</td></tr><tr><td>VM2196A0</td><td>MOTOR NUT FASTENING BUSHING</td><td>1.000</td><td>PC</td></tr><tr><td>VN1130A1</td><td>330W 230V 50/60HZ MOTO</td><td>1.000</td><td>PC</td></tr></table>	Code	Description	Qty	UOM	0H8118A0	XEVL MOTOR SHAFT DISC	1.000	PC	GN1140A3	MOLDED MOTOR HOLDER GASKET	1.000	PC	VI1034A0	STAINLESS STEEL WASHER 8.4x16x1	1.000	PC	VI1256A0	M8 DIN 980M ST. STEEL SELF LOCKING NUT	1.000	PC	VM2196A0	MOTOR NUT FASTENING BUSHING	1.000	PC	VN1130A1	330W 230V 50/60HZ MOTO	1.000	PC	
			Code	Description	Qty	UOM																												
0H8118A0	XEVL MOTOR SHAFT DISC	1.000	PC																															
GN1140A3	MOLDED MOTOR HOLDER GASKET	1.000	PC																															
VI1034A0	STAINLESS STEEL WASHER 8.4x16x1	1.000	PC																															
VI1256A0	M8 DIN 980M ST. STEEL SELF LOCKING NUT	1.000	PC																															
VM2196A0	MOTOR NUT FASTENING BUSHING	1.000	PC																															
VN1130A1	330W 230V 50/60HZ MOTO	1.000	PC																															
KMT1012A	LUX >08.2017 / MIND.MAPS 330W MOTOR KIT	<table><tr><th>Code</th><th>Description</th><th>Qty</th><th>UOM</th></tr><tr><td>0H2842A0</td><td>MT1012 CENTERING JI</td><td>1.000</td><td>PC</td></tr><tr><td>0H8118A0</td><td>XEVL MOTOR SHAFT DISC</td><td>1.000</td><td>PC</td></tr><tr><td>GN1140A3</td><td>MOLDED MOTOR HOLDER GASKET</td><td>1.000</td><td>PC</td></tr><tr><td>MT1012A0</td><td>330W 230V MOTOR</td><td>1.000</td><td>PC</td></tr><tr><td>VI1077A1</td><td>SCREW M6x12 TE INOX</td><td>1.000</td><td>PC</td></tr><tr><td>VI1521A0</td><td>STAINLESS STEEL WASHER D=6 6592</td><td>1.000</td><td>PC</td></tr><tr><td>VI1966A0</td><td>M4X14 FLATHEAD SCREW</td><td>1.000</td><td>PC</td></tr></table>	Code	Description	Qty	UOM	0H2842A0	MT1012 CENTERING JI	1.000	PC	0H8118A0	XEVL MOTOR SHAFT DISC	1.000	PC	GN1140A3	MOLDED MOTOR HOLDER GASKET	1.000	PC	MT1012A0	330W 230V MOTOR	1.000	PC	VI1077A1	SCREW M6x12 TE INOX	1.000	PC	VI1521A0	STAINLESS STEEL WASHER D=6 6592	1.000	PC	VI1966A0	M4X14 FLATHEAD SCREW	1.000	PC
Code	Description	Qty	UOM																															
0H2842A0	MT1012 CENTERING JI	1.000	PC																															
0H8118A0	XEVL MOTOR SHAFT DISC	1.000	PC																															
GN1140A3	MOLDED MOTOR HOLDER GASKET	1.000	PC																															
MT1012A0	330W 230V MOTOR	1.000	PC																															
VI1077A1	SCREW M6x12 TE INOX	1.000	PC																															
VI1521A0	STAINLESS STEEL WASHER D=6 6592	1.000	PC																															
VI1966A0	M4X14 FLATHEAD SCREW	1.000	PC																															
0H1990A	EXTERNAL WATER PIPE + RC1165A0		K0H1990A	WATER PIPE + JOINT RC1165A KIT	<table><tr><th>Code</th><th>Description</th><th>Qty</th><th>UOM</th></tr><tr><td>0H1990A1</td><td>EXTERNAL WATER PIPE + RC1165A0</td><td>1.000</td><td>PC</td></tr></table>	Code	Description	Qty	UOM	0H1990A1	EXTERNAL WATER PIPE + RC1165A0	1.000	PC																					
Code	Description	Qty	UOM																															
0H1990A1	EXTERNAL WATER PIPE + RC1165A0	1.000	PC																															






COMPONENT			SPARE PART										
Code	Description	Image	Code	Description	Kit components								
EL1055A	Ø10 - Ø8 INT. REDUCTION - USE PM201008E		KEL1055A	Ø10-Ø8 JG REDUCTION 10 PCS KIT	<table><tr><th>Code</th><th>Description</th><th>Qty</th><th>UOM</th></tr><tr><td>EL1055A0</td><td>Ø10 - Ø8 INT. REDUCTION - USE PM201008</td><td>10.000</td><td>PC</td></tr></table>	Code	Description	Qty	UOM	EL1055A0	Ø10 - Ø8 INT. REDUCTION - USE PM201008	10.000	PC
Code	Description	Qty	UOM										
EL1055A0	Ø10 - Ø8 INT. REDUCTION - USE PM201008	10.000	PC										
RC1170A	M14 H=7 CH=22 STAINLESS STEEL NUT		KRC1170A	M14 H8 CH22 NUT - 10 PCS. KIT	<table><tr><th>Code</th><th>Description</th><th>Qty</th><th>UOM</th></tr><tr><td>RC1170A1</td><td>M14 H=7 CH=22 STAINLESS STEEL NUT</td><td>10.000</td><td>PC</td></tr></table>	Code	Description	Qty	UOM	RC1170A1	M14 H=7 CH=22 STAINLESS STEEL NUT	10.000	PC
Code	Description	Qty	UOM										
RC1170A1	M14 H=7 CH=22 STAINLESS STEEL NUT	10.000	PC										
TB2034A	L.MISS WATER SYSTEM - TB1815A		KTB2597A	Ø8 TRANSPARENT WATER PIPE 150 M KIT	<table><tr><th>Code</th><th>Description</th><th>Qty</th><th>UOM</th></tr><tr><td>TB1815A0</td><td>7,93x4,75 PE TRANSP. PIPE (JG #PE08100N)</td><td>150.000</td><td>M</td></tr></table>	Code	Description	Qty	UOM	TB1815A0	7,93x4,75 PE TRANSP. PIPE (JG #PE08100N)	150.000	M
Code	Description	Qty	UOM										
TB1815A0	7,93x4,75 PE TRANSP. PIPE (JG #PE08100N)	150.000	M										
			KTB2529A	Ø8 TRANSPARENT HUMIDITY PIPE 2 M KIT	<table><tr><th>Code</th><th>Description</th><th>Qty</th><th>UOM</th></tr><tr><td>TB1815A0</td><td>7,93x4,75 PE TRANSP. PIPE (JG #PE08100N)</td><td>2.000</td><td>M</td></tr></table>	Code	Description	Qty	UOM	TB1815A0	7,93x4,75 PE TRANSP. PIPE (JG #PE08100N)	2.000	M
Code	Description	Qty	UOM										
TB1815A0	7,93x4,75 PE TRANSP. PIPE (JG #PE08100N)	2.000	M										
			KTB1959A	Ø8 TB1815 TRANSPARENT PIPE 5M KIT	<table><tr><th>Code</th><th>Description</th><th>Qty</th><th>UOM</th></tr><tr><td>TB1815A0</td><td>7,93x4,75 PE TRANSP. PIPE (JG #PE08100N)</td><td>5.000</td><td>M</td></tr></table>	Code	Description	Qty	UOM	TB1815A0	7,93x4,75 PE TRANSP. PIPE (JG #PE08100N)	5.000	M
Code	Description	Qty	UOM										
TB1815A0	7,93x4,75 PE TRANSP. PIPE (JG #PE08100N)	5.000	M										
TB1098A	XFT200 Ø16X1 INTERNAL HUMIDITY PIPE		TB1098A0	XFT200 Ø16X1 INTERNAL HUMIDITY PIPE									



COMPONENT			SPARE PART																																						
Code	Description	Image	Code	Description	Kit components																																				
TR1105A	L=1000 PT1000 TEMPERATURE PROBE		KTR1105A	PT100 L1000 TEMPERATURE PROBE KIT	<table><tr><th>Code</th><th>Description</th><th>Qty</th><th>UOM</th></tr><tr><td>GN1120A1</td><td>NTC TEMPERATUR E PROBE SEAL</td><td>1.000</td><td>PC</td></tr><tr><td>GN1285A0</td><td>NTC TEMPERATUR E PROBE SEALING</td><td>1.000</td><td>PC</td></tr><tr><td>SL1045A0</td><td>S57 BLACK SILICONE - 80ml CARTRIDGE</td><td>1.000</td><td>PC</td></tr><tr><td>TR1105A4</td><td>L1000 PT100 TEMPERATUR E PROBE</td><td>1.000</td><td>PC</td></tr><tr><td>VI1220A1</td><td>4,2x12 TCB SELF-TAPPIN G SCREW</td><td>2.000</td><td>PC</td></tr><tr><td>VM1464A1</td><td>CT BT TEMPERATUR E PROBE COVER</td><td>1.000</td><td>PC</td></tr><tr><td>VM1465A1</td><td>CT BT TEMPERATUR E PROBE COVER</td><td>1.000</td><td>PC</td></tr><tr><td>VM2052A0</td><td>LM CORE PROBE COVE</td><td>1.000</td><td>PC</td></tr></table>	Code	Description	Qty	UOM	GN1120A1	NTC TEMPERATUR E PROBE SEAL	1.000	PC	GN1285A0	NTC TEMPERATUR E PROBE SEALING	1.000	PC	SL1045A0	S57 BLACK SILICONE - 80ml CARTRIDGE	1.000	PC	TR1105A4	L1000 PT100 TEMPERATUR E PROBE	1.000	PC	VI1220A1	4,2x12 TCB SELF-TAPPIN G SCREW	2.000	PC	VM1464A1	CT BT TEMPERATUR E PROBE COVER	1.000	PC	VM1465A1	CT BT TEMPERATUR E PROBE COVER	1.000	PC	VM2052A0	LM CORE PROBE COVE	1.000	PC
					Code	Description	Qty	UOM																																	
					GN1120A1	NTC TEMPERATUR E PROBE SEAL	1.000	PC																																	
					GN1285A0	NTC TEMPERATUR E PROBE SEALING	1.000	PC																																	
					SL1045A0	S57 BLACK SILICONE - 80ml CARTRIDGE	1.000	PC																																	
					TR1105A4	L1000 PT100 TEMPERATUR E PROBE	1.000	PC																																	
					VI1220A1	4,2x12 TCB SELF-TAPPIN G SCREW	2.000	PC																																	
					VM1464A1	CT BT TEMPERATUR E PROBE COVER	1.000	PC																																	
VM1465A1	CT BT TEMPERATUR E PROBE COVER	1.000	PC																																						
VM2052A0	LM CORE PROBE COVE	1.000	PC																																						
GN1354A	LineMiss ROSSELLA DOOR GASKET - GN1110A		KGN1354A	LM ROSSELLA DOOR GASKET KIT	<table><tr><th>Code</th><th>Description</th><th>Qty</th><th>UOM</th></tr><tr><td>GN1110A2</td><td>Line Miss/XVC105-0 55/XK/XL DOOR GASKE</td><td>2.050</td><td>M</td></tr></table>	Code	Description	Qty	UOM	GN1110A2	Line Miss/XVC105-0 55/XK/XL DOOR GASKE	2.050	M																												
					Code	Description	Qty	UOM																																	
GN1110A2	Line Miss/XVC105-0 55/XK/XL DOOR GASKE	2.050	M																																						
GRL1025A	RIGHT/LEFT LAT.GRID CHROMIUM-PLATED		KGRL1025A	LM ROSSELLA 4X60X40 LAT. SUPPORT KIT	<table><tr><th>Code</th><th>Description</th><th>Qty</th><th>UOM</th></tr><tr><td>GRL1025A1</td><td>RIGHT/LEFT LAT.GRID CHROMIUM-P LATED</td><td>2.000</td><td>PC</td></tr></table>	Code	Description	Qty	UOM	GRL1025A1	RIGHT/LEFT LAT.GRID CHROMIUM-P LATED	2.000	PC																												
					Code	Description	Qty	UOM																																	
GRL1025A1	RIGHT/LEFT LAT.GRID CHROMIUM-P LATED	2.000	PC																																						








COMPONENT			SPARE PART											
Code	Description	Image	Code	Description	Kit components									
TB2121A	LINE MISS 800 EXHAUST CHIMNEY Ø30X1		TB2121A0	LINE MISS 800 EXHAUST CHIMNEY Ø30X1										
VM1815A	LATERAL SUPPORTS FIXING BOLT		KVM1815A	MISS/MICRO/S4/S3 THUMB SCREW 10 PCS KIT	<table><tr><th>Code</th><th>Description</th><th>Qty</th><th>UOM</th></tr><tr><td>VM1815A0</td><td>LATERAL SUPPORTS FIXING BOLT</td><td>10.000</td><td>PC</td></tr></table>		Code	Description	Qty	UOM	VM1815A0	LATERAL SUPPORTS FIXING BOLT	10.000	PC
Code	Description	Qty	UOM											
VM1815A0	LATERAL SUPPORTS FIXING BOLT	10.000	PC											





**ASM2013D/0.D01 - External cover - FRONT**

**ASM2013D/0.D01 - External cover - REAR**




COMPONENT			SPARE PART		
Code	Description	Image	Code	Description	Kit components
0D1285G	LM ROSSELLA EXTERNAL CASING		0D1285G0	LM ROSSELLA EXTERNAL CASING	
0D1300C	LM 800 FRONT LOWER PROFILE		0D1300C0	LM 800 FRONT LOWER PROFILE	
0E1081D	LM 800 EXTERNAL BOTTOM PANEL		0E1081D0	LM 800 EXTERNAL BOTTOM PANEL	
0F1095D	LM ROSSELLA EXTERNAL BACK PANEL		0F1095D0	LM ROSSELLA EXTERNAL BACK PANEL	
0H1450A	XB-XV-XG ST. STEEL MUFFLE FRONT CORNER		0H1450A0	XB-XV-XG ST. STEEL MUFFLE FRONT CORNER	




COMPONENT			SPARE PART																						
Code	Description	Image	Code	Description	Kit components																				
CE1305A	L=2MT RJ45 - RJ45 CABLE		KCE1305A	RJ45 - RJ45 L=2MT CABLE KIT	<table><tr><th>Code</th><th>Description</th><th>Qty</th><th>UOM</th></tr><tr><td>CE1305A0</td><td>L=2MT RJ45 - RJ45 CABLE</td><td>1.000</td><td>PC</td></tr></table>	Code	Description	Qty	UOM	CE1305A0	L=2MT RJ45 - RJ45 CABLE	1.000	PC												
Code	Description	Qty	UOM																						
CE1305A0	L=2MT RJ45 - RJ45 CABLE	1.000	PC																						
VM2188B	LMissTouch60x40 Dynamic COMPLETE CONTROL		KVM2188B	LM800 DYNAMIC COMPLETE CONTROL BOARD KIT	<table><tr><th>Code</th><th>Description</th><th>Qty</th><th>UOM</th></tr><tr><td>VM1794A0</td><td>250x4.8 PA66 BLACK CLAMP</td><td>2.000</td><td>PC</td></tr><tr><td>VM2103A0</td><td>CLAMP LOCK</td><td>2.000</td><td>PC</td></tr><tr><td>VM2188B1</td><td>LM800 DYNAMIC COMPLETE CONTROL BOARD</td><td>1.000</td><td>PC</td></tr></table>	Code	Description	Qty	UOM	VM1794A0	250x4.8 PA66 BLACK CLAMP	2.000	PC	VM2103A0	CLAMP LOCK	2.000	PC	VM2188B1	LM800 DYNAMIC COMPLETE CONTROL BOARD	1.000	PC				
Code	Description	Qty	UOM																						
VM1794A0	250x4.8 PA66 BLACK CLAMP	2.000	PC																						
VM2103A0	CLAMP LOCK	2.000	PC																						
VM2188B1	LM800 DYNAMIC COMPLETE CONTROL BOARD	1.000	PC																						
CR1000A	HINGE LATCH L.M.		KCR1000A	LM HINGES LATCH KIT	<table><tr><th>Code</th><th>Description</th><th>Qty</th><th>UOM</th></tr><tr><td>CR1000A0</td><td>HINGE LATCH L.M.</td><td>1.000</td><td>PC</td></tr><tr><td>VI1280A3</td><td>M5x10 TC1/2T SCREW</td><td>2.000</td><td>PC</td></tr></table>	Code	Description	Qty	UOM	CR1000A0	HINGE LATCH L.M.	1.000	PC	VI1280A3	M5x10 TC1/2T SCREW	2.000	PC								
Code	Description	Qty	UOM																						
CR1000A0	HINGE LATCH L.M.	1.000	PC																						
VI1280A3	M5x10 TC1/2T SCREW	2.000	PC																						
CE1012A	L= 1MT RJ45 CABLE		KVM2190A	LM600 HAUBIS COMPLETE CONTROL BOARD KIT	<table><tr><th>Code</th><th>Description</th><th>Qty</th><th>UOM</th></tr><tr><td>VM1794A0</td><td>250x4.8 PA66 BLACK CLAMP</td><td>2.000</td><td>PC</td></tr><tr><td>VM2103A0</td><td>CLAMP LOCK</td><td>2.000</td><td>PC</td></tr><tr><td>VM2190A0</td><td>LineMiss HAUBIS 46x33 COMPLETE CONTROL</td><td>1.000</td><td>PC</td></tr></table>	Code	Description	Qty	UOM	VM1794A0	250x4.8 PA66 BLACK CLAMP	2.000	PC	VM2103A0	CLAMP LOCK	2.000	PC	VM2190A0	LineMiss HAUBIS 46x33 COMPLETE CONTROL	1.000	PC				
Code	Description	Qty	UOM																						
VM1794A0	250x4.8 PA66 BLACK CLAMP	2.000	PC																						
VM2103A0	CLAMP LOCK	2.000	PC																						
VM2190A0	LineMiss HAUBIS 46x33 COMPLETE CONTROL	1.000	PC																						
			KVM2186A	LMiss 46x33 MATIC-TOP CONTROL BOARD KIT	<table><tr><th>Code</th><th>Description</th><th>Qty</th><th>UOM</th></tr><tr><td>CE1012A0</td><td>L= 1MT RJ45 CABLE</td><td>1.000</td><td>PC</td></tr><tr><td>MS1014A0</td><td>L.MISS TOUCH MATIC CONTROL BOARD STICKER</td><td>1.000</td><td>PC</td></tr><tr><td>PE1980B0</td><td>Line Miss Touch CONTROL BOARD</td><td>1.000</td><td>PC</td></tr><tr><td>VI1635A0</td><td>M4X8 ZINC PLATED FLAT HEAD SCREW</td><td>5.000</td><td>PC</td></tr></table>	Code	Description	Qty	UOM	CE1012A0	L= 1MT RJ45 CABLE	1.000	PC	MS1014A0	L.MISS TOUCH MATIC CONTROL BOARD STICKER	1.000	PC	PE1980B0	Line Miss Touch CONTROL BOARD	1.000	PC	VI1635A0	M4X8 ZINC PLATED FLAT HEAD SCREW	5.000	PC
Code	Description	Qty	UOM																						
CE1012A0	L= 1MT RJ45 CABLE	1.000	PC																						
MS1014A0	L.MISS TOUCH MATIC CONTROL BOARD STICKER	1.000	PC																						
PE1980B0	Line Miss Touch CONTROL BOARD	1.000	PC																						
VI1635A0	M4X8 ZINC PLATED FLAT HEAD SCREW	5.000	PC																						



COMPONENT			SPARE PART																																		
Code	Description	Image	Code	Description	Kit components																																
CE1012A	L= 1MT RJ45 CABLE		KVM2186A	LMiss 46x33 MATIC-TOP CONTROL BOARD KIT	<table><tr><th>Code</th><th>Description</th><th>Qty</th><th>UOM</th></tr><tr><td>VM1794A0</td><td>250x4.8 PA66 BLACK CLAMP</td><td>2.000</td><td>PC</td></tr><tr><td>VM2016A0</td><td>L.MISS TOUCH 46x33 DYNAMIC CONTROL BOARD</td><td>1.000</td><td>PC</td></tr><tr><td>VM2103A0</td><td>CLAMP LOCK</td><td>2.000</td><td>PC</td></tr></table>	Code	Description	Qty	UOM	VM1794A0	250x4.8 PA66 BLACK CLAMP	2.000	PC	VM2016A0	L.MISS TOUCH 46x33 DYNAMIC CONTROL BOARD	1.000	PC	VM2103A0	CLAMP LOCK	2.000	PC																
					Code	Description	Qty	UOM																													
					VM1794A0	250x4.8 PA66 BLACK CLAMP	2.000	PC																													
					VM2016A0	L.MISS TOUCH 46x33 DYNAMIC CONTROL BOARD	1.000	PC																													
					VM2103A0	CLAMP LOCK	2.000	PC																													
					<table><tr><th>Code</th><th>Description</th><th>Qty</th><th>UOM</th></tr><tr><td>CE1012A0</td><td>L= 1MT RJ45 CABLE</td><td>1.000</td><td>PC</td></tr><tr><td>MS1012A0</td><td>L.MISS TOUCH DYN. CONTROL BOARD STICKER</td><td>1.000</td><td>PC</td></tr><tr><td>PE1980B0</td><td>Line Miss Touch CONTROL BOARD</td><td>1.000</td><td>PC</td></tr><tr><td>VI1635A0</td><td>M4X8 ZINC PLATED FLAT HEAD SCREW</td><td>5.000</td><td>PC</td></tr><tr><td>VM1794A0</td><td>250x4.8 PA66 BLACK CLAMP</td><td>2.000</td><td>PC</td></tr><tr><td>VM2016A0</td><td>L.MISS TOUCH 46x33 DYNAMIC CONTROL BOARD</td><td>1.000</td><td>PC</td></tr><tr><td>VM2103A0</td><td>CLAMP LOCK</td><td>2.000</td><td>PC</td></tr></table>	Code	Description	Qty	UOM	CE1012A0	L= 1MT RJ45 CABLE	1.000	PC	MS1012A0	L.MISS TOUCH DYN. CONTROL BOARD STICKER	1.000	PC	PE1980B0	Line Miss Touch CONTROL BOARD	1.000	PC	VI1635A0	M4X8 ZINC PLATED FLAT HEAD SCREW	5.000	PC	VM1794A0	250x4.8 PA66 BLACK CLAMP	2.000	PC	VM2016A0	L.MISS TOUCH 46x33 DYNAMIC CONTROL BOARD	1.000	PC	VM2103A0	CLAMP LOCK	2.000	PC
					Code	Description	Qty	UOM																													
					CE1012A0	L= 1MT RJ45 CABLE	1.000	PC																													
					MS1012A0	L.MISS TOUCH DYN. CONTROL BOARD STICKER	1.000	PC																													
			PE1980B0	Line Miss Touch CONTROL BOARD	1.000	PC																															
			VI1635A0	M4X8 ZINC PLATED FLAT HEAD SCREW	5.000	PC																															
			VM1794A0	250x4.8 PA66 BLACK CLAMP	2.000	PC																															
			VM2016A0	L.MISS TOUCH 46x33 DYNAMIC CONTROL BOARD	1.000	PC																															
			VM2103A0	CLAMP LOCK	2.000	PC																															
			<table><tr><th>Code</th><th>Description</th><th>Qty</th><th>UOM</th></tr><tr><td>CE1012A0</td><td>L= 1MT RJ45 CABLE</td><td>1.000</td><td>PC</td></tr><tr><td>MS1016A0</td><td>L.M. TOUCH CLASSIC CONTROL BOARD STICKER</td><td>1.000</td><td>PC</td></tr><tr><td>PE1980B0</td><td>Line Miss Touch CONTROL BOARD</td><td>1.000</td><td>PC</td></tr><tr><td>VI1635A0</td><td>M4X8 ZINC PLATED FLAT HEAD SCREW</td><td>5.000</td><td>PC</td></tr><tr><td>VM1794A0</td><td>250x4.8 PA66 BLACK CLAMP</td><td>2.000</td><td>PC</td></tr><tr><td>VM2016A0</td><td>L.MISS TOUCH 46x33 DYNAMIC CONTROL BOARD</td><td>1.000</td><td>PC</td></tr><tr><td>VM2103A0</td><td>CLAMP LOCK</td><td>2.000</td><td>PC</td></tr></table>	Code	Description	Qty	UOM	CE1012A0	L= 1MT RJ45 CABLE	1.000	PC	MS1016A0	L.M. TOUCH CLASSIC CONTROL BOARD STICKER	1.000	PC	PE1980B0	Line Miss Touch CONTROL BOARD	1.000	PC	VI1635A0	M4X8 ZINC PLATED FLAT HEAD SCREW	5.000	PC	VM1794A0	250x4.8 PA66 BLACK CLAMP	2.000	PC	VM2016A0	L.MISS TOUCH 46x33 DYNAMIC CONTROL BOARD	1.000	PC	VM2103A0	CLAMP LOCK	2.000	PC		
			Code	Description	Qty	UOM																															
			CE1012A0	L= 1MT RJ45 CABLE	1.000	PC																															
			MS1016A0	L.M. TOUCH CLASSIC CONTROL BOARD STICKER	1.000	PC																															
			PE1980B0	Line Miss Touch CONTROL BOARD	1.000	PC																															
			VI1635A0	M4X8 ZINC PLATED FLAT HEAD SCREW	5.000	PC																															
			VM1794A0	250x4.8 PA66 BLACK CLAMP	2.000	PC																															
			VM2016A0	L.MISS TOUCH 46x33 DYNAMIC CONTROL BOARD	1.000	PC																															
			VM2103A0	CLAMP LOCK	2.000	PC																															
			KVM2185A	LMiss 46x33 DYNAMIC CONTROL BOARD KIT																																	
KVM2184A	LineMiss 46x33 CLASSIC CONTROL BOARD KIT																																				




COMPONENT			SPARE PART														
Code	Description	Image	Code	Description	Kit components												
CE1012A	L= 1MT RJ45 CABLE		KCE1012A	RJ45 CONTROL-POWER CONNECTING CABLE KIT	<table><tr><th>Code</th><th>Description</th><th>Qty</th><th>UOM</th></tr><tr><td>CE1012A0</td><td>L= 1MT RJ45 CABLE</td><td>1.000</td><td>PC</td></tr></table>	Code	Description	Qty	UOM	CE1012A0	L= 1MT RJ45 CABLE	1.000	PC				
					Code	Description	Qty	UOM									
CE1012A0	L= 1MT RJ45 CABLE	1.000	PC														
PE2012A	Line Miss RJ45 UNOXLink CONNECTING POIN		KPE2012A	LINEMISS RJ45 UNOX.LINK KIT	<table><tr><th>Code</th><th>Description</th><th>Qty</th><th>UOM</th></tr><tr><td>PE2012A0</td><td>Line Miss RJ45 UNOXLink CONNECTING POINT</td><td>1.000</td><td>PC</td></tr><tr><td>VI1960A1</td><td>4.2X9.5 CROSS ZN-NI SELF-THREADI NG SCREW</td><td>4.000</td><td>PC</td></tr></table>	Code	Description	Qty	UOM	PE2012A0	Line Miss RJ45 UNOXLink CONNECTING POINT	1.000	PC	VI1960A1	4.2X9.5 CROSS ZN-NI SELF-THREADI NG SCREW	4.000	PC
					Code	Description	Qty	UOM									
					PE2012A0	Line Miss RJ45 UNOXLink CONNECTING POINT	1.000	PC									
VI1960A1	4.2X9.5 CROSS ZN-NI SELF-THREADI NG SCREW	4.000	PC														
VM1556A	XBC-XVC COOLING FAN GUARD		KVM1556A	XBC-XVC COOLING FAN GUARD KIT	<table><tr><th>Code</th><th>Description</th><th>Qty</th><th>UOM</th></tr><tr><td>VM1556A0</td><td>XBC-XVC COOLING FAN GUARD</td><td>1.000</td><td>PC</td></tr></table>	Code	Description	Qty	UOM	VM1556A0	XBC-XVC COOLING FAN GUARD	1.000	PC				
					Code	Description	Qty	UOM									
VM1556A0	XBC-XVC COOLING FAN GUARD	1.000	PC														
VN1175A	230V 50/60Hz 120x120 COOLING DOWN FAN		KVN1175A	120x120 230V 50/60Hz COOLING FAN KIT	<table><tr><th>Code</th><th>Description</th><th>Qty</th><th>UOM</th></tr><tr><td>VN1175A0</td><td>230V 50/60Hz 120x120 COOLING DOWN FAN</td><td>1.000</td><td>PC</td></tr></table>	Code	Description	Qty	UOM	VN1175A0	230V 50/60Hz 120x120 COOLING DOWN FAN	1.000	PC				
					Code	Description	Qty	UOM									
VN1175A0	230V 50/60Hz 120x120 COOLING DOWN FAN	1.000	PC														
VN1178A	115V 60HZ COOLING FAN KIT 120x120		KVN1178A	120x120 115V 60Hz FAN MOTOR KIT	<table><tr><th>Code</th><th>Description</th><th>Qty</th><th>UOM</th></tr><tr><td>VN1178A0</td><td>115V 60HZ COOLING FAN KIT 120x120</td><td>1.000</td><td>PC</td></tr></table>	Code	Description	Qty	UOM	VN1178A0	115V 60HZ COOLING FAN KIT 120x120	1.000	PC				
					Code	Description	Qty	UOM									
VN1178A0	115V 60HZ COOLING FAN KIT 120x120	1.000	PC														



COMPONENT			SPARE PART														
Code	Description	Image	Code	Description	Kit components												
PD1001A	35x35 H26 GREY PLASTIC+RUBBER FOOT		KPD1001A	35x35 H26 FEET 4 PCS KIT	<table><tr><th>Code</th><th>Description</th><th>Qty</th><th>UOM</th></tr><tr><td>PD1001A0</td><td>35x35 H26 GREY PLASTIC+RUB BER FOOT</td><td>4.000</td><td>PC</td></tr></table>	Code	Description	Qty	UOM	PD1001A0	35x35 H26 GREY PLASTIC+RUB BER FOOT	4.000	PC				
Code	Description	Qty	UOM														
PD1001A0	35x35 H26 GREY PLASTIC+RUB BER FOOT	4.000	PC														
VE1295A	MK 16A 230V DOOR MICROSWITCH		KVE1295A	16A 230V DOOR MICROSWITCH KIT	<table><tr><th>Code</th><th>Description</th><th>Qty</th><th>UOM</th></tr><tr><td>VE1295A0</td><td>MK 16A 230V DOOR MICROSWITC</td><td>1.000</td><td>PC</td></tr></table>	Code	Description	Qty	UOM	VE1295A0	MK 16A 230V DOOR MICROSWITC	1.000	PC				
Code	Description	Qty	UOM														
VE1295A0	MK 16A 230V DOOR MICROSWITC	1.000	PC														
VM1225A	PLATE WITH HOLES FOR ELECTRONIC		VM1225A1	PLATE WITH HOLES FOR ELECTRONIC													
VM1951A	IP CHIMNEY COVER		KVM1951A	EXHAUST CHIMNEY COVER KIT	<table><tr><th>Code</th><th>Description</th><th>Qty</th><th>UOM</th></tr><tr><td>VI1220A1</td><td>4,2x12 TCB SELF-TAPPIN G SCREW</td><td>2.000</td><td>PC</td></tr><tr><td>VM1951A1</td><td>CHIMNEY COVER</td><td>1.000</td><td>PC</td></tr></table>	Code	Description	Qty	UOM	VI1220A1	4,2x12 TCB SELF-TAPPIN G SCREW	2.000	PC	VM1951A1	CHIMNEY COVER	1.000	PC
Code	Description	Qty	UOM														
VI1220A1	4,2x12 TCB SELF-TAPPIN G SCREW	2.000	PC														
VM1951A1	CHIMNEY COVER	1.000	PC														






ASM2014F/0.D00 - Electrical system - FRONT




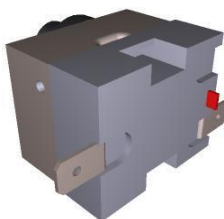


ASM2014F/0.D00 - Electrical system - REAR



COMPONENT			SPARE PART																		
Code	Description	Image	Code	Description	Kit components																
0H6221F	LM800 DYNAMIC MANUAL COMPONENTS HOLDER		0H6221F0	LM800 DYNAMIC MANUAL COMPONENTS HOLDER																	
VM1750A	BASS COMB CLAM		KVM1750A	COMB TERMINAL BLOCK KIT	<table><tr><th>Code</th><th>Description</th><th>Qty</th><th>UOM</th></tr><tr><td>VI1040A0</td><td>INDENTED INTERNAL WASHER D=6 ZN</td><td>2.000</td><td>PC</td></tr><tr><td>VM1750A0</td><td>BRASS COMB CLAMP</td><td>1.000</td><td>PC</td></tr></table>	Code	Description	Qty	UOM	VI1040A0	INDENTED INTERNAL WASHER D=6 ZN	2.000	PC	VM1750A0	BRASS COMB CLAMP	1.000	PC				
Code	Description	Qty	UOM																		
VI1040A0	INDENTED INTERNAL WASHER D=6 ZN	2.000	PC																		
VM1750A0	BRASS COMB CLAMP	1.000	PC																		
EL1085A	SINGLE WATER SOLENOID VALVE + J.GUEST		KEL1085A	1 WAY SOLENOID VALVE KIT	<table><tr><th>Code</th><th>Description</th><th>Qty</th><th>UOM</th></tr><tr><td>EL1085A0</td><td>SINGLE WATER SOLENOID VALVE + J.GUEST</td><td>1.000</td><td>PC</td></tr></table>	Code	Description	Qty	UOM	EL1085A0	SINGLE WATER SOLENOID VALVE + J.GUEST	1.000	PC								
Code	Description	Qty	UOM																		
EL1085A0	SINGLE WATER SOLENOID VALVE + J.GUEST	1.000	PC																		
PE1983B	LMiss 230V DYNAMIC/CLASSIC POWER CARD		KPE1983B	LM 230V POWER BOARD KIT	<table><tr><th>Code</th><th>Description</th><th>Qty</th><th>UOM</th></tr><tr><td>PE1983B1</td><td>LMiss DYNAMIC 230V POWER BOARD</td><td>1.000</td><td>PC</td></tr><tr><td>VI1850A0</td><td>TCB M4x6 SCREW</td><td>7.000</td><td>PC</td></tr><tr><td>VM1745A0</td><td>CARD SUPPORT</td><td>6.000</td><td>PC</td></tr></table>	Code	Description	Qty	UOM	PE1983B1	LMiss DYNAMIC 230V POWER BOARD	1.000	PC	VI1850A0	TCB M4x6 SCREW	7.000	PC	VM1745A0	CARD SUPPORT	6.000	PC
Code	Description	Qty	UOM																		
PE1983B1	LMiss DYNAMIC 230V POWER BOARD	1.000	PC																		
VI1850A0	TCB M4x6 SCREW	7.000	PC																		
VM1745A0	CARD SUPPORT	6.000	PC																		
RC1002A	JG 10M-8F TERMINAL REDUCTION FITTIN		KRC1002A	JG Ø10M-Ø8F REDUCING SPIGOT 10 PCS KIT	<table><tr><th>Code</th><th>Description</th><th>Qty</th><th>UOM</th></tr><tr><td>RC1002A0</td><td>JG 10M-8F TERMINAL REDUCTION FITTING</td><td>10.000</td><td>PC</td></tr></table>	Code	Description	Qty	UOM	RC1002A0	JG 10M-8F TERMINAL REDUCTION FITTING	10.000	PC								
Code	Description	Qty	UOM																		
RC1002A0	JG 10M-8F TERMINAL REDUCTION FITTING	10.000	PC																		

COMPONENT			SPARE PART																						
Code	Description	Image	Code	Description	Kit components																				
RC1030A	Ø8-3/4 FEMALE JG STRAIGHT CONNECTION		KRC1030A	L.Miss Ø8-3/4 STRAIGHT FITTING 5PCS KIT	<table><tr><th>Code</th><th>Description</th><th>Qty</th><th>UOM</th></tr><tr><td>RC1030A2</td><td>Ø8-3/4 FEMALE JG STRAIGHT CONNECTION</td><td>5.000</td><td>PC</td></tr></table>	Code	Description	Qty	UOM	RC1030A2	Ø8-3/4 FEMALE JG STRAIGHT CONNECTION	5.000	PC												
Code	Description	Qty	UOM																						
RC1030A2	Ø8-3/4 FEMALE JG STRAIGHT CONNECTION	5.000	PC																						
RC1365A	3/4"-10 JG FEMALE CONNECTION		KVL1145A KVL1135A	3/4-JG8 FITTING WITH FILTER AND NRV KIT 3/4-JG10 FITTING WITH FILTER AND VNR KIT	<table><tr><th>Code</th><th>Description</th><th>Qty</th><th>UOM</th></tr><tr><td>VL1145A1</td><td></td><td>1.000</td><td>PC</td></tr></table> <table><tr><th>Code</th><th>Description</th><th>Qty</th><th>UOM</th></tr><tr><td>RC1360A0</td><td>10 - 10 JG ELBOW FITTING</td><td>1.000</td><td>PC</td></tr><tr><td>VL1135A1</td><td>3/4-JG10 CONNECTOR + FILTER AND NRV</td><td>1.000</td><td>PC</td></tr></table>	Code	Description	Qty	UOM	VL1145A1		1.000	PC	Code	Description	Qty	UOM	RC1360A0	10 - 10 JG ELBOW FITTING	1.000	PC	VL1135A1	3/4-JG10 CONNECTOR + FILTER AND NRV	1.000	PC
Code	Description	Qty	UOM																						
VL1145A1		1.000	PC																						
Code	Description	Qty	UOM																						
RC1360A0	10 - 10 JG ELBOW FITTING	1.000	PC																						
VL1135A1	3/4-JG10 CONNECTOR + FILTER AND NRV	1.000	PC																						
TB1079A	L.MISS D8 WATER PIPE		KTB1079A	LINEMISS WATER INLET CONNECTING PIPE KIT	<table><tr><th>Code</th><th>Description</th><th>Qty</th><th>UOM</th></tr><tr><td>RC1030A2</td><td>Ø8-3/4 FEMALE JG STRAIGHT CONNECTION</td><td>1.000</td><td>PC</td></tr><tr><td>TB1815A0</td><td>7,93x4,75 PE TRANSP. PIPE (JG #PE08100N)</td><td>1.500</td><td>M</td></tr><tr><td>VL1145A1</td><td></td><td>1.000</td><td>PC</td></tr></table>	Code	Description	Qty	UOM	RC1030A2	Ø8-3/4 FEMALE JG STRAIGHT CONNECTION	1.000	PC	TB1815A0	7,93x4,75 PE TRANSP. PIPE (JG #PE08100N)	1.500	M	VL1145A1		1.000	PC				
Code	Description	Qty	UOM																						
RC1030A2	Ø8-3/4 FEMALE JG STRAIGHT CONNECTION	1.000	PC																						
TB1815A0	7,93x4,75 PE TRANSP. PIPE (JG #PE08100N)	1.500	M																						
VL1145A1		1.000	PC																						
VE1115A	20 A 230V 4 POLES MINICONTACTOR		KVE1115A	20A 230V 4 POLES MINICONTACTOR KI	<table><tr><th>Code</th><th>Description</th><th>Qty</th><th>UOM</th></tr><tr><td>VE1115A0</td><td>20 A 230V 4 POLES MINICONTACTOR</td><td>1.000</td><td>PC</td></tr><tr><td>VM1075A1</td><td>PLASTIC CLIP TO FIX CONTACTORS</td><td>4.000</td><td>PC</td></tr></table>	Code	Description	Qty	UOM	VE1115A0	20 A 230V 4 POLES MINICONTACTOR	1.000	PC	VM1075A1	PLASTIC CLIP TO FIX CONTACTORS	4.000	PC								
Code	Description	Qty	UOM																						
VE1115A0	20 A 230V 4 POLES MINICONTACTOR	1.000	PC																						
VM1075A1	PLASTIC CLIP TO FIX CONTACTORS	4.000	PC																						
VM1056A	SMALL CONTACTOR BRACKET VE1115A		VM1056A0	SMALL CONTACTOR BRACKET VE1115A																					

COMPONENT			SPARE PART																										
Code	Description	Image	Code	Description	Kit components																								
PE1781A	200-240Vac 12Vcc 1,5VA POWER SUPPLY		KPE1781A	240Vac 12Vcc 1.5VA POWER SUPPLY KIT	<table><thead><tr><th>Code</th><th>Description</th><th>Qty</th><th>UOM</th></tr></thead><tbody><tr><td>PE1781A0</td><td>200-240Vac 12Vcc 1,5VA POWER SUPPLY</td><td>1.000</td><td>PC</td></tr><tr><td>VM1745A0</td><td>CARD SUPPORT</td><td>4.000</td><td>PC</td></tr></tbody></table>	Code	Description	Qty	UOM	PE1781A0	200-240Vac 12Vcc 1,5VA POWER SUPPLY	1.000	PC	VM1745A0	CARD SUPPORT	4.000	PC												
Code	Description	Qty	UOM																										
PE1781A0	200-240Vac 12Vcc 1,5VA POWER SUPPLY	1.000	PC																										
VM1745A0	CARD SUPPORT	4.000	PC																										
CE1130A	5x1,5mmq L=1,5m CABLE + TERMINAL BOARD		KCE1130A	5X1,5MMQ L=1,5M CABLE + TERMINAL BLOCK	<table><thead><tr><th>Code</th><th>Description</th><th>Qty</th><th>UOM</th></tr></thead><tbody><tr><td>CE1130A1</td><td>5x1,5mmq L=1,5m CABLE + TERMINAL BOARD</td><td>1.000</td><td>PC</td></tr></tbody></table>	Code	Description	Qty	UOM	CE1130A1	5x1,5mmq L=1,5m CABLE + TERMINAL BOARD	1.000	PC																
Code	Description	Qty	UOM																										
CE1130A1	5x1,5mmq L=1,5m CABLE + TERMINAL BOARD	1.000	PC																										
CN1003A	6,3 Uf MOTOR CAPACITOR		KCN1003A	6,3 uF MOTOR CAPACITOR KIT	<table><thead><tr><th>Code</th><th>Description</th><th>Qty</th><th>UOM</th></tr></thead><tbody><tr><td>CN1003A0</td><td>6,3 Uf MOTOR CAPACITOR</td><td>1.000</td><td>PC</td></tr><tr><td>VI1931A0</td><td>M8x1.65 H4 CH13 ZINC PLATED NUT</td><td>1.000</td><td>PC</td></tr><tr><td>VI1932A0</td><td>D8 INDENTED ZINC PLATED WASHER</td><td>1.000</td><td>PC</td></tr></tbody></table>	Code	Description	Qty	UOM	CN1003A0	6,3 Uf MOTOR CAPACITOR	1.000	PC	VI1931A0	M8x1.65 H4 CH13 ZINC PLATED NUT	1.000	PC	VI1932A0	D8 INDENTED ZINC PLATED WASHER	1.000	PC								
Code	Description	Qty	UOM																										
CN1003A0	6,3 Uf MOTOR CAPACITOR	1.000	PC																										
VI1931A0	M8x1.65 H4 CH13 ZINC PLATED NUT	1.000	PC																										
VI1932A0	D8 INDENTED ZINC PLATED WASHER	1.000	PC																										
TR1136A	318°C -0/+24 1 POLE SAFETY THERMOSTAT		KTR1136A	318°C -0/+24 SAFETY THERMOSTAT KIT	<table><thead><tr><th>Code</th><th>Description</th><th>Qty</th><th>UOM</th></tr></thead><tbody><tr><td>0H8120A0</td><td>XEVL BULB PASS-THROU GH COVER</td><td>1.000</td><td>PC</td></tr><tr><td>GN1531A0</td><td>THERMOSTAT BULB INLET SEALING</td><td>1.000</td><td>PC</td></tr><tr><td>SL1045A0</td><td>S57 BLACK SILICONE - 80ml CARTRIDGE</td><td>1.000</td><td>PC</td></tr><tr><td>TR1136A0</td><td>318°C -0/+24 1 POLE SAFETY THERMOSTAT</td><td>1.000</td><td>PC</td></tr><tr><td>VI1220A1</td><td>4,2x12 TCB SELF-TAPPIN G SCREW</td><td>3.000</td><td>PC</td></tr></tbody></table>	Code	Description	Qty	UOM	0H8120A0	XEVL BULB PASS-THROU GH COVER	1.000	PC	GN1531A0	THERMOSTAT BULB INLET SEALING	1.000	PC	SL1045A0	S57 BLACK SILICONE - 80ml CARTRIDGE	1.000	PC	TR1136A0	318°C -0/+24 1 POLE SAFETY THERMOSTAT	1.000	PC	VI1220A1	4,2x12 TCB SELF-TAPPIN G SCREW	3.000	PC
Code	Description	Qty	UOM																										
0H8120A0	XEVL BULB PASS-THROU GH COVER	1.000	PC																										
GN1531A0	THERMOSTAT BULB INLET SEALING	1.000	PC																										
SL1045A0	S57 BLACK SILICONE - 80ml CARTRIDGE	1.000	PC																										
TR1136A0	318°C -0/+24 1 POLE SAFETY THERMOSTAT	1.000	PC																										
VI1220A1	4,2x12 TCB SELF-TAPPIN G SCREW	3.000	PC																										