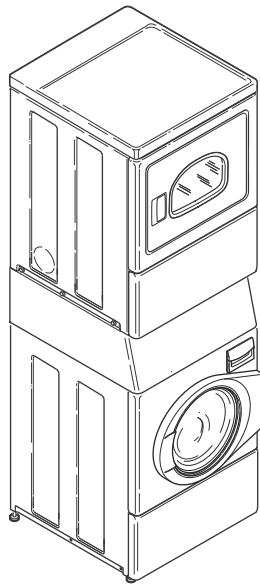


Commercial Stack Washer/Dryers

Refer to Page 5 for Model Numbers



SWD456C_806119

Table of Contents

Title	Page
Parts Ordering Information.....	3
Serial Plate Location	3
Model Identification	5
Control Panel	6
Controls.....	8
Control Panel Overlay and Shields	10
Electrical Access Panel, Filters and Terminal Block (Drawing 1 of 2).....	12
Electrical Access Panel, Filters and Terminal Block (Drawing 2 of 2).....	14
Network Board Assembly.....	16
Control Panel and Cabinet Wrapper	18
Control Cabinet Front and Wrapper	20
Non-Electronic Coin Drop	22
Electronic Coin Drop	24
Card Reader and Non-Vend Control Cabinet	26
Control Cabinet Front and Wrapper	28
Front Panel, Door Assembly and Door Seal	30
Front Panel Assembly	32
Door Lock Drip Shield	34
Dispenser Assembly	36
Mixing Valve and Valve-to-Dispenser Hose.....	38
Fill Hose	40
Outer Tub, Front and Clamp Ring.....	42
Inner Basket, Trunnion, Bearing Housing and Pulley	44
Motor and Belt.....	46
Drain Hose and Valve	48
Drain Hose and Pump.....	50
Washer Base, Side Panels and Rear Panel	52
Washer Junction Box	54
Supply Injection Junction Box	56
Washer Lead-In Cord, Wire Ties and Harness Clips	58
Dryer Door Without Window	60
Dryer Door With Window (Drawing 1 of 3)	62
Dryer Door With Window (Drawing 2 of 3).....	64
Dryer Door With Window (Drawing 3 of 3).....	66
Front Panel and Seal	68
Access Panel	70
Blower Housing and Shields	72
Motor, Exhaust Fan and Belt	74
Idler Assembly	76
Front Bulkhead, Felt Seal and Cylinder	78
Air Duct Assembly.....	80

© Copyright 2016, Alliance Laundry Systems LLC

All rights reserved. No part of the contents of this book may be reproduced or transmitted in any form or by any means without the expressed written consent of the publisher.

Rear Bulkhead, Felt Seal, Cylinder Roller and Terminal Block.....	82
Heater Duct and Element Assembly (Drawing 1 of 2).....	84
Heater Duct and Element Assembly (Drawing 2 of 2).....	86
Heater Duct Assembly	88
Gas Valve, Igniter and Gas Conversion Kits.....	90
Burner Orifice Spuds - For Higher Elevations	92
Dryer Cabinet and Exhaust Duct	94
Dryer Base	96
Dryer Lead-In Cord	98
Junction Box	100
Dryer Terminals and Terminal Extractor Tools	102
Terminals	104
Dryer Labels.....	106
Washer Labels	108
Shipping Materials	110
Special Tools	112
Wire Harnesses and Wires (Drawing 1 of 2).....	114
Wire Harnesses and Wires (Drawing 2 of 2).....	116
Parts Index.....	119

Parts Ordering Information

If literature or replacement parts are required, contact the source from whom the machine was purchased or contact Alliance Laundry Systems at (920) 748-3950 for the name and address of the nearest authorized parts distributor.

For technical assistance, call either of the numbers listed below:

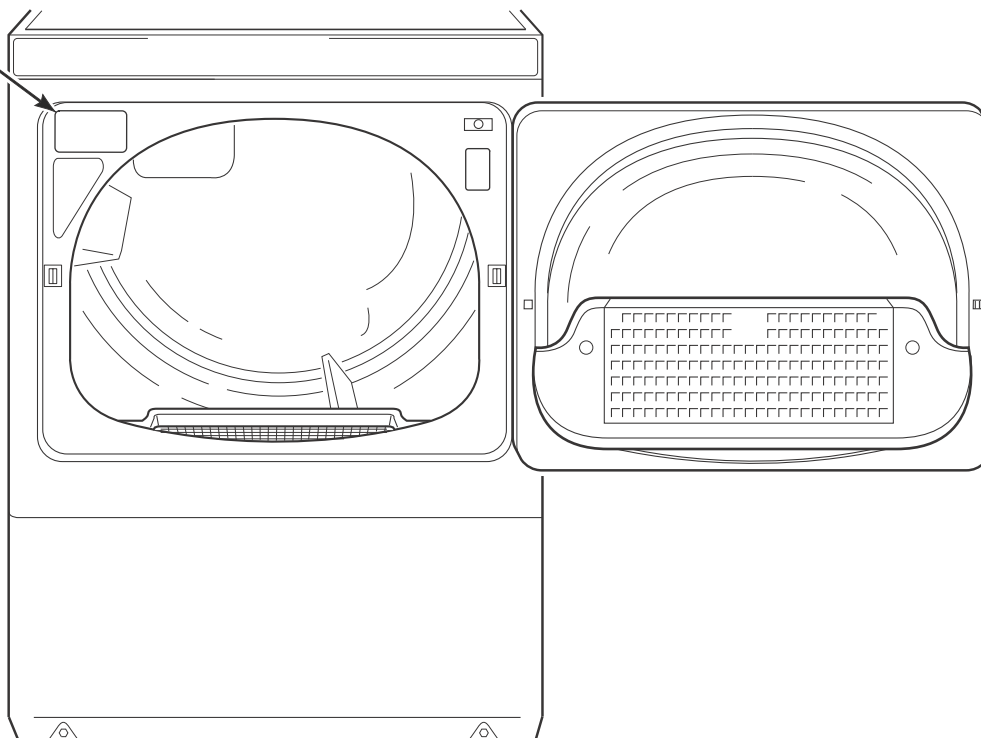
(920) 748-3121 Ripon, Wisconsin

+32 56 41 20 54 Wevelgem, Belgium

Serial Plate Location

When calling or writing about your product, be sure to mention model and serial numbers. Model and serial numbers are located on serial plate(s) as shown.

SERIAL PLATE



DRY2283P_806119

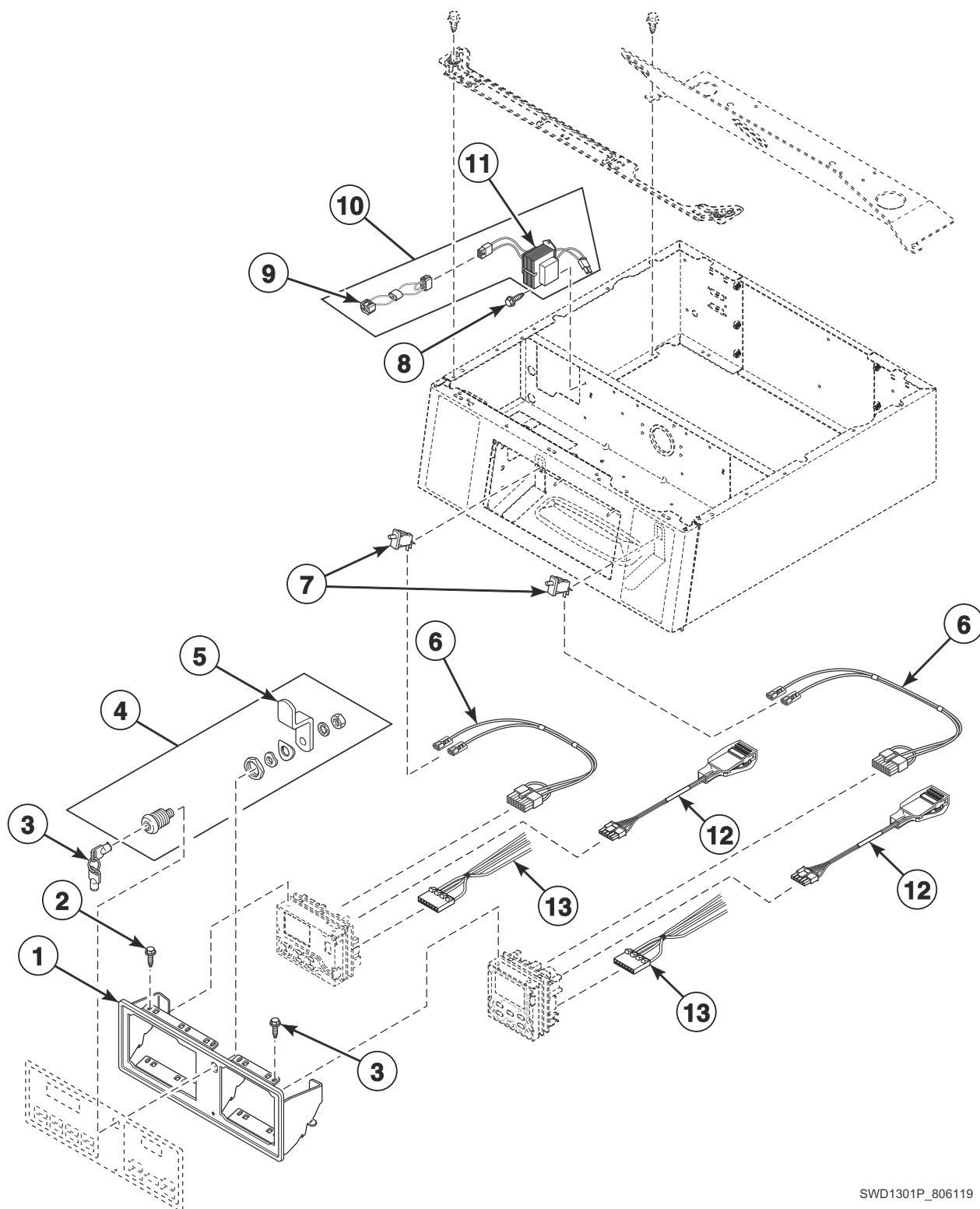
[illegible]

Model Identification

Information in this manual is applicable to these stack washer/dryer models:

BT3JGAJG403UW01	NT1JLASP413UW06	ST1JXASP403EW06
BT3JGAJG403UW06	NT1JXASP403UW06	ST2JXASP403EW06
BT3JGAJP403UN01	NT2JLASP403UN01	ST3JXASP403NW22
BT3JGAJP403UN06	NT2JLASP403UW01	STENCASP173TW01
BT3JGAJP403UW01	NT2JLASP403UW06	STENCFSP173TW01
BT3JGAJP403UW06	NT2JXASP403UN01	STENEASP283CW01
BT3JGASG403UW01	NT2JXASP403UW06	STENEASP293CW01
BT3JGASG403UW06	NT3JLASG403UW01	STENXASP133DW01
BT3JGASP403UN01	NT3JLASP403NN22	STENXASP133FW01
BT3JGASP403UN06	NT3JLASP403NW22	STENXASP173TW01
BT3JGASP403UW01	NT3JLASP403UN01	STENXASP283CW01
BT3JGASP403UW06	NT3JLASP403UW01	STENXASP293CW01
BT3JLASG403UW01	NT3JXASG403UW01	STENXASP433AW01
BT3JLASG403UW06	NT3JXASP403NW22	STENXASP433AW12
BT3JLASP403UN01	NT3JXASP403UN01	STENXASP543DN01
BT3JLASP403UN06	NT3JXASP403UW01	STENXASP543DW01
BT3JLASP403UW01	NTHJXASP543NW01	STENXFSP173TW01
BT3JLASP403UW06	NTHJYASP543NW01	STENYASP173TN01
BT3JXASG403UW01	PT2JGAJG403UG06	STENYASP173TW01
BT3JXASG403UW06	PT2JGAJP403UG06	STENYASP283CW01
BT3JXASP403UN01	PT2JGASG403UG06	STENYASP293CW01
BT3JXASP403UN06	PT2JGASP403UG06	STENYFSP173TW01
BT3JXASP403UW01	PT2JXASG403UG06	STEWYAJP303NN22
BT3JXASP403UW06	PT2JXASP403UG06	STEWYAJP303NW22
HTENXASP133DW01	PT3JGAJG403UG06	STEWYASP173TW01
HTENXASP133FW01	PT3JGAJP403UG06	STGNCASP113TW01
HTENXASP283CW01	PT3JGASG403UG06	STGNCFSP113TW01
HTENXASP293CW01	PT3JGASP403UG06	STGNEASP093CW01
HTENXASP543DW01	PT3JXASG403UG06	STGNXASG113JW01
HTENYASP283CW01	PT3JXASP403UG06	STGNXASG113TW01
HTENYASP293CW01	PTEJCASP174TG01	STGNXASP093CW01
HTGNXASP093CW01	PTEJXASG303UG06	STGNXASP113FW01
HTGNXASP113FW01	PTEJXASG543ZG01	STGNXASP113TW01
HTGNXASP123DW01	PTEJXASP174TG01	STGNXASP123DW01
HTGNXASP543DW01	PTEJXASP303UG06	STGNXASP303AW01
JT1JEASP413EW06	PTEJXASP434AG01	STGNXASP303AW12
JT1JGASP413EW06	PTEJXASP543ZG01	STGNXASP543DN01
JT1JMASG413EN06	PTGJCASP114TG01	STGNXASP543DW01
JT1JXASP413EW06	PTGJXASG303UG06	STGNXFSP113TW01
JT2JEASP413EW06	PTGJXASG543ZG01	STGNYASP093CW01
JT2JGASP413EW06	PTGJXASP114TG01	STGNYASP113TN01
JT2JMASG413EN06	PTGJXASP303UG06	STGNYASP113TW01
JT2JXASP413EW06	PTGJXASP304AG01	STGNYFSP113TW01
JTEJEASP303EW06	PTGJXASP543ZG01	STGWYAJP303NN22
JTEJXASP303EW06		STGWYASP113TW01
JTGJEASP303EW06		STLNXASP543NW23
JTGJXASP303EW06		STLNYASP543NW23
		STLNYASP543PW01
		STLWXASP543NN22
		TT3JXASP403NW22

Control Panel

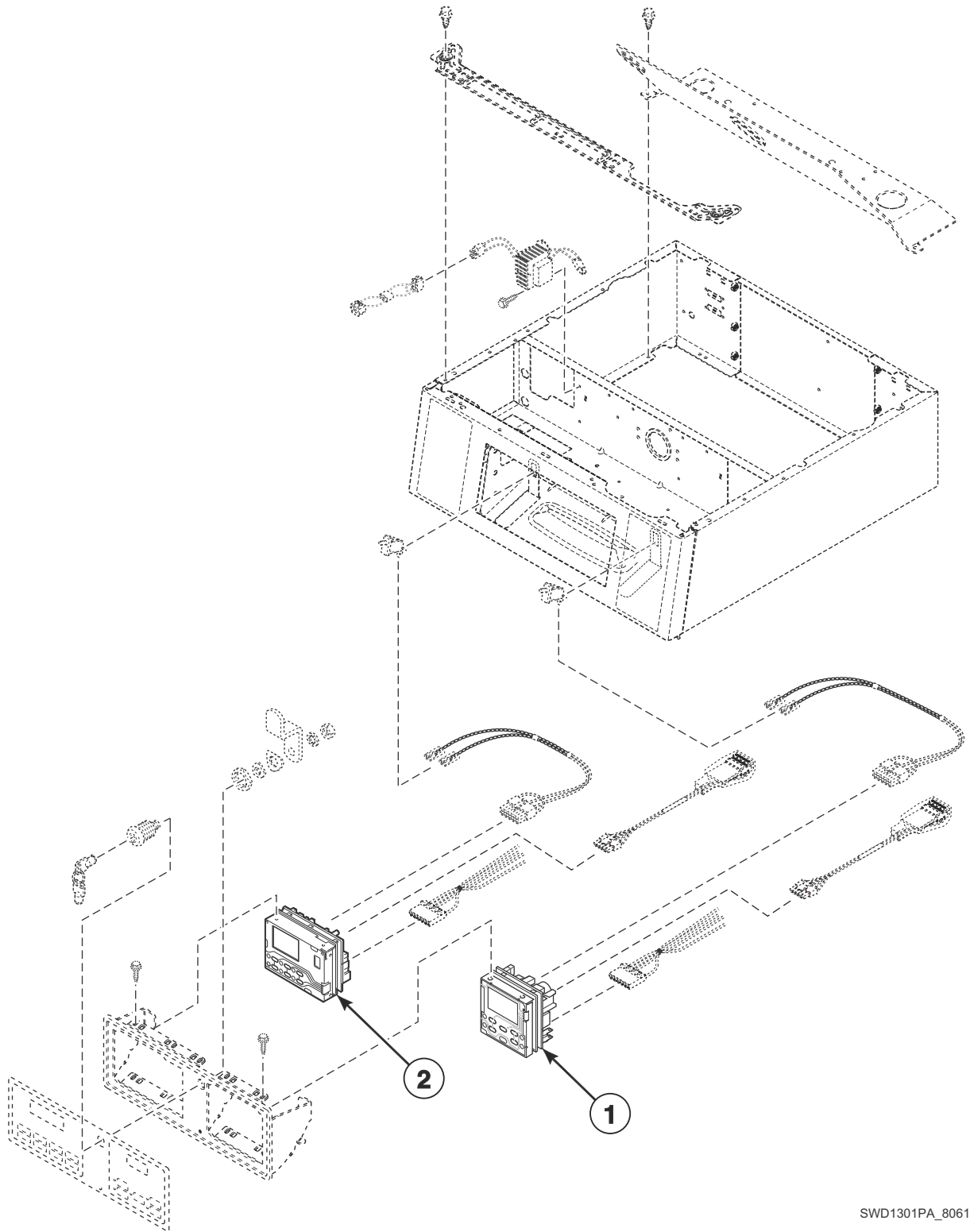


SWD1301P_806119

Control Panel

REF	PART NO.	DESCRIPTION	COMMENTS
1	800034W	Control Panel and Bracket Assembly	Models STENCFSP173TW01, STENXFSP173TW01, STENYFSP173TW01, STGNCFSP113TW01, STGNXFSP113TW01 and STGNYFSP113TW01
	804069DG	Control Panel Assembly	Dark gray; All other models
	804069W	Control Panel Assembly	White; All other models
	804069B	Control Panel Assembly	Black; All other models
2	501524	Screw	Models STENCFSP173TW01, STENXFSP173TW01, STENYFSP173TW01, STGNCFSP113TW01, STGNXFSP113TW01 and STGNYFSP113TW01
	804608	Screw	All other models
3	54612	Key	GR800
4	804339P	Lock Assembly	
5	27261	Lock Cam	Models STENCFSP173TW01, STENXFSP173TW01, STENYFSP173TW01, STGNCFSP113TW01, STGNXFSP113TW01 and STGNYFSP113TW01
	804338	Lock Cam	All other models
6	202868	Wiring Harness Assembly	Diagnostic
7	512973	Switch	
8	503661	Screw	
9	804795	Transformer Harness	120V
	805428	Transformer Harness	240V
10	203423	Transformer Kit	120V; Includes items 9 and 11
	203424	Transformer Kit	240V; Includes items 9 and 11
11	202757	Transformer	120V
	202758	Transformer	240V
12	203361P	Machine ID Control Assembly	Model or serial number is required when ordering
13	805427	Central Pay Harness	

Controls

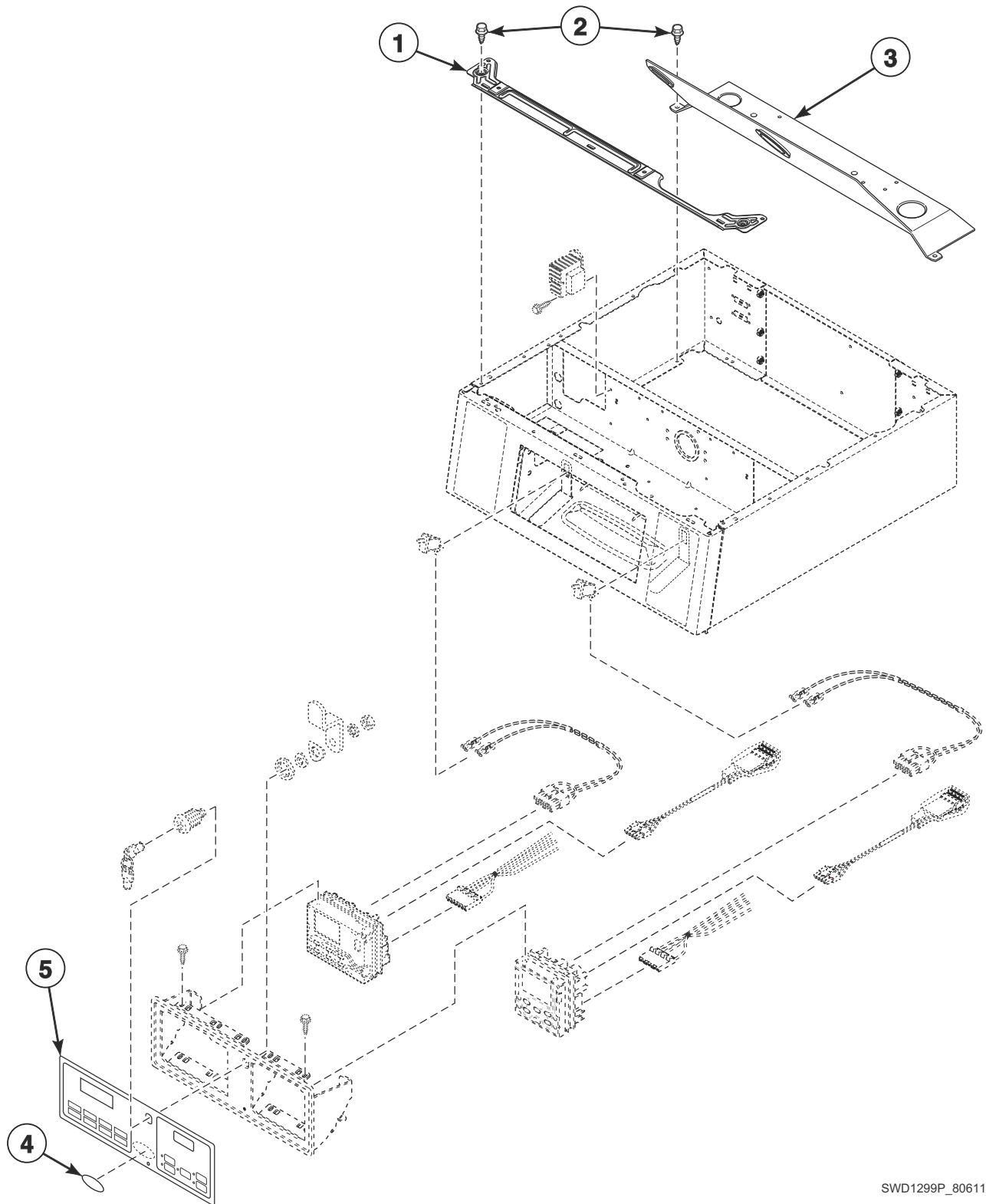


SWD1301PA_806119

Controls

REF	PART NO.	DESCRIPTION	COMMENTS
1	515442P	Control Assembly	Dryer; Blue LEDs; Models PT2JGAJG403UG06, PT2JGAJP403UG06, PT2JGASG403UG06, PT2JGASP403UG06, PT2JXASG403UG06, PT2JXASP403UG06, PT3JGAJG403UG06, PT3JGAJP403UG06, PT3JGASG403UG06, PT3JGASP403UG06, PT3JXASG403UG06, PT3JXASP403UG06, PTEJCASP174TG01, PTEJXASG303UG06, PTEJXASG543ZG01, PTEJXASP174TG01, PTEJXASP303UG06, PTEJXASP434AG01, PTEJXASP543ZG01, PTGJCASP114TG01, PTGJXASG303UG06, PTGJXASG543ZG01, PTGJXASP114TG01, PTGJXASP303UG06, PTGJXASP304AG01 and PTGJXASP543ZG01
	514139P	Control Assembly	Dryer; Red LEDs; Models BT3JGAJG403UW01, BT3JGAJP403UN01, BT3JGAJP403UN06, BT3JGAJP403UW01, BT3JGAJP403UW06, BT3JGASG403UW01, BT3JGASG403UW06, BT3JGASP403UN01, BT3JGASP403UN06, BT3JGASP403UW01, BT3JGASP403UW06, BT3JLASG403UW01, BT3JLASG403UW06, BT3JLASP403UN01, BT3JLASP403UN06, BT3JLASP403UW01, BT3JLASP403UW06, BT3JXASG403UW01, BT3JXASG403UW06, BT3JXASP403UN01, BT3JXASP403UN06, BT3JXASP403UW01 and BT3JXASP403UW06
	514138P	Control Assembly	Dryer; Green LEDs; All other models
2	806041P	Control Assembly	Washer; Blue LEDs; Models PT2JGAJG403UG06, PT2JGAJP403UG06, PT2JGASG403UG06, PT2JGASP403UG06, PT2JXASG403UG06, PT2JXASP403UG06, PT3JGAJG403UG06, PT3JGAJP403UG06, PT3JGASG403UG06, PT3JGASP403UG06, PT3JXASG403UG06, PT3JXASP403UG06, PTEJCASP174TG01, PTEJXASG303UG06, PTEJXASG543ZG01, PTEJXASP174TG01, PTEJXASP303UG06, PTEJXASP434AG01, PTEJXASP543ZG01, PTGJCASP114TG01, PTGJXASG303UG06, PTGJXASG543ZG01, PTGJXASP114TG01, PTGJXASP303UG06, PTGJXASP304AG01 and PTGJXASP543ZG01
	804472P	Control Assembly	Washer; Red LEDs; Models BT3JGAJG403UW01, BT3JGAJP403UN01, BT3JGAJP403UN06, BT3JGAJP403UW01, BT3JGAJP403UW06, BT3JGASG403UW01, BT3JGASG403UW06, BT3JGASP403UN01, BT3JGASP403UN06, BT3JGASP403UW01, BT3JGASP403UW06, BT3JLASG403UW01, BT3JLASG403UW06, BT3JLASP403UN01, BT3JLASP403UN06, BT3JLASP403UW01, BT3JLASP403UW06, BT3JXASG403UW01, BT3JXASG403UW06, BT3JXASP403UN01, BT3JXASP403UN06, BT3JXASP403UW01 and BT3JXASP403UW06
	804471P	Control Assembly	Washer; Green LEDs; All other models

Control Panel Overlay and Shields



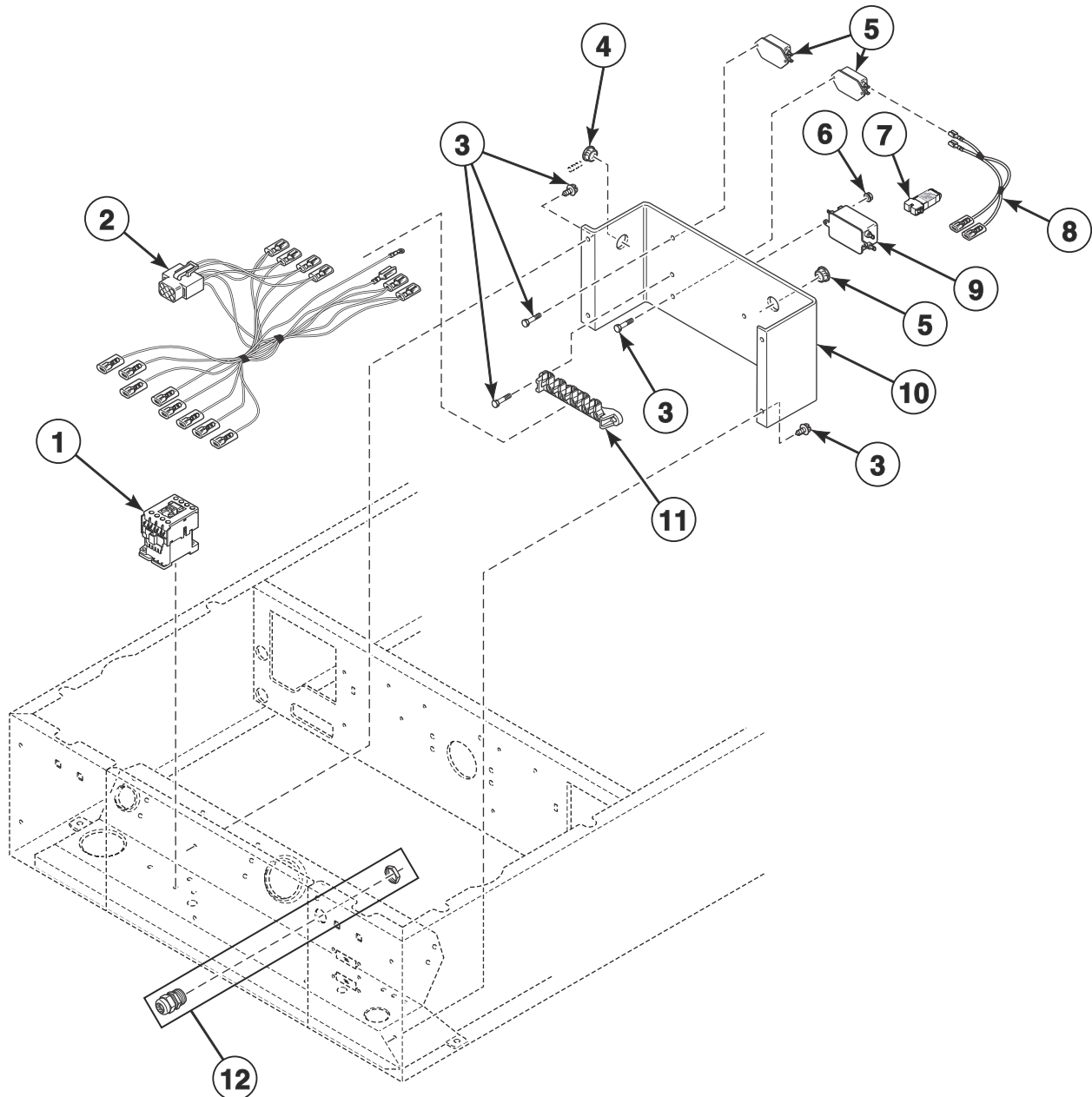
SWD1299P_806119

Control Panel Overlay and Shields

REF	PART NO.	DESCRIPTION	COMMENTS
1	804018	Shield Bracket	
2	503688	Screw	
3	804363	Control Shield	
4	804969	Label	Models ST1JXASP403EW06, ST2JXASP403EW06 and ST3JXASP403NW22
	805914	Label	Model TT3JXASP403NW22
5	805381	Control Overlay	Models BT3JXASG403UW01, BT3JXASG403UW06, BT3JXASP403UN01, BT3JXASP403UN06, BT3JXASP403UW01 and BT3JXASP403UW06
	805382	Control Overlay	Models BT3JGAJG403UW01, BT3JGAJG403UW06, BT3JGAJP403UN01, BT3JGAJP403UN06, BT3JGAJP403UW01, BT3JGAJP403UW06, BT3JGASG403UW01, BT3JGASG403UW06, BT3JGASP403UN01, BT3JGASP403UN06, BT3JGASP403UW01, BT3JGASP403UW06, BT3JLASG403UW01, BT3JLASG403UW06, BT3JLASP403UN01, BT3JLASP403UN06, BT3JLASP403UW01 and BT3JLASP403UW06
	805380	Overlay	Models HTENXASP133DW01, HTENXASP133FW01, HTENXASP283CW01, HTENXASP293CW01, HTENXASP543DW01, HTENYASP283CW01, HTENYASP293CW01, HTGNXASP093CW01, HTGNXASP113FW01, HTGNXASP123DW01 and HTGNXASP543DW01
	805386	Overlay	Models JT1JGASP413EW06 and JT2JGASP413EW06
	805387	Overlay	Models JT1JMASG413EN06 and JT2JMASG413EN06
	805385	Overlay	Models JT1JEASP413EW06, JT1JXASP413EW06, JT2JEASP413EW06, JT2JXASP413EW06, JTEJEASP303EW06, JTEJXASP303EW06, JTGJEASP303EW06 and JTGJXASP303EW06
	805384	Overlay	Models NT1JLASP413UW06, NT2JLASP403UN01, NT2JLASP403UW01, NT2JLASP403UW06, NT3JLASG403UW01, NT3JLASP403NN22, NT3JLASP403NW22, NT3JLASP403UN01 and NT3JLASP403UW01
	805383	Overlay	Models NT1JXASP403UW06, NT2JXASP403UN01, NT2JXASP403UW06, NT3JXASG403UW01, NT3JXASP403NW22, NT3JXASP403UN01, NT3JXASP403UW01, NTHJXASP543NW01, NTHJYASP543NW01, ST1JXASP403EW06, ST2JXASP403EW06, ST3JXASP403NW22 and TT3JXASP403NW22
	805765	Overlay	Models PT2JGAJG403UG06, PT2JGAJP403UG06, PT2JGASG403UG06, PT2JGASP403UG06, PT3JGAJG403UG06, PT3JGAJP403UG06, PT3JGASG403UG06 and PT3JGASP403UG06
	805767	Overlay	Models PT2JXASG403UG06, PT2JXASP403UG06, PT3JXASG403UG06, PT3JXASP403UG06, PTEJXASG303UG06, PTEJXASG543ZG01, PTEJXASP303UG06, PTEJXASP543ZG01, PTGJXASG303UG06, PTGJXASG543ZG01, PTGJXASP303UG06 and PTGJXASP543ZG01
	805970	Overlay	Models STENXASP133FW01, STGNXASP113FW01, STLNXASP543NW23, STLNYASP543NW23 and STLNYASP543PW01
	806174	Overlay	Models PTEJCASP174TG01, PTEJXASP174TG01, PTEJXASP434AG01, PTGJCASP114TG01, PTGJXASP114TG01 and PTGJXASP304AG01
	804852	Overlay	All other models

Electrical Access Panel, Filters and Terminal Block (Drawing 1 of 2)

Models BT3JGAJG403UW01, BT3JGAJG403UW06, BT3JGAJP403UN01, BT3JGAJP403UN06, BT3JGAJP403UW01, BT3JGAJP403UW06, BT3JGASG403UW01, BT3JGASG403UW06, BT3JGASP403UN01, BT3JGASP403UN06, BT3JGASP403UW01, BT3JGASP403UW06, BT3JLASG403UW01, BT3JLASG403UW06, BT3JLASP403UN01, BT3JLASP403UN06, BT3JLASP403UW01, BT3JLASP403UW06, BT3JXASG403UW01, BT3JXASG403UW06, BT3JXASP403UN01, BT3JXASP403UN06, BT3JXASP403UW01, BT3JXASP403UW06, JT1JEASP413EW06, JT1JGASP413EW06, JT1JMASG413EN06, JT1JXASP413EW06, JT2JEASP413EW06, JT2JGASP413EW06, JT2JMASG413EN06, JT2JXASP413EW06, JTEJEASP303EW06, JTEJXASP303EW06, JTGJEASP303EW06, JTGJXASP303EW06, NT1JLASP413UW06, NT1JXASP403UW06, NT2JLASP403UN01, NT2JLASP403UW01, NT2JLASP403UW06, NT2JXASP403UN01, NT2JXASP403UW06, NT3JLASG403UW01, NT3JLASP403NN22, NT3JLASP403NW22, NT3JLASP403UN01, NT3JLASP403UW01, NT3JXASG403UW01, NT3JXASP403NW22, NT3JXASP403UN01, NT3JXASP403UW01, NTHJXASP543NW01, NTHJYASP543NW01, PT2JGAJG403UG06, PT2JGAJP403UG06, PT2JGASG403UG06, PT2JGASP403UG06, PT2JXASG403UG06, PT2JXASP403UG06, PT3JGAJG403UG06, PT3JGAJP403UG06, PT3JGASG403UG06, PT3JGASP403UG06, PT3JXASG403UG06, PT3JXASP403UG06, ST1JXASP403EW06, ST2JXASP403EW06, ST3JXASP403NW22, STEWYAJP303NN22, STEWYAJP303NW22, STGWYAJP303NN22 and TT3JXASP403NW22



FLW1747P_806119

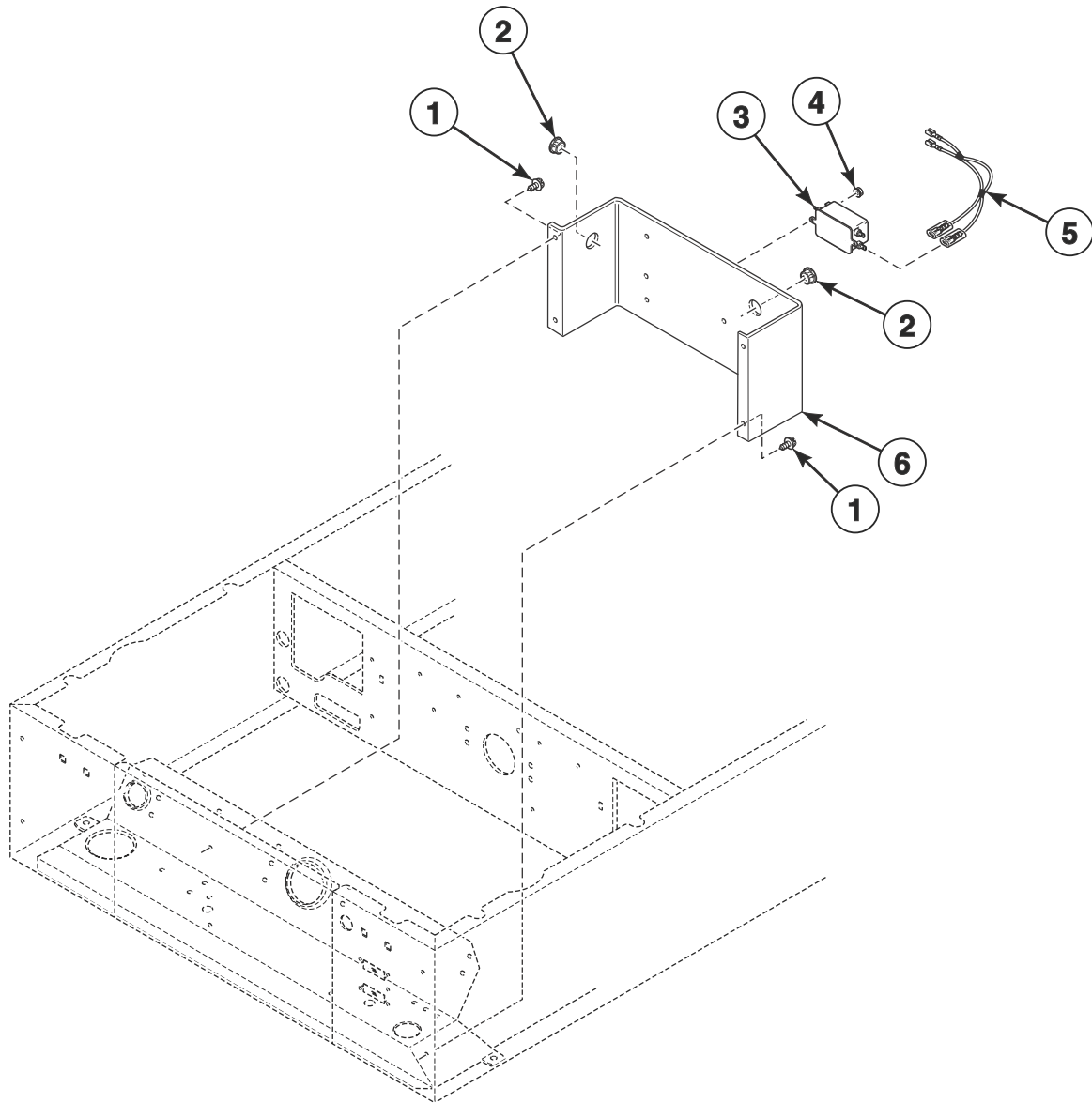
Electrical Access Panel, Filters and Terminal Block (Drawing 1 of 2)

REF	PART NO.	DESCRIPTION	COMMENTS
	804737	Terminal Block Harness	3 Phase models
	805356	Heater Contactor Drip Shield	3 Phase models
	805344	Terminal Block Drip Shield	
1	70482603	Contactor	Through Serial Nos. beginning 1604; 3 Phase models
	806428	Contactor	Starting Serial Nos. beginning 1605; 3 Phase models
2	805544	Heat Contactor Harness	Through Serial Nos. beginning 1604; 3 Phase models
	806431	Heat Contactor Harness	Starting Serial Nos. beginning 1605; 3 Phase models
3	503661	Screw	
4	M402542	Snap Bushing	
5	805634	Filter	3 Phase models
6	29787	Nut	
7	804651	Network Varistor Assembly	3 Phase models
8	804396	Filter Harness	Filter to main harness; Models JT2JEASP413EW06, JT2JGASP413EW06, JTGJEASP303EW06, JTGJXASP303EW06, NT2JLASP403UW01, NT2JXASP403UN01, NT2JXASP403UW06, PT2JGAJP403UG06, PT2JGASG403UG06, PT2JGASP403UG06, PT2JXASG403UG06, PT2JXASP403UG06 and ST2JXASP403EW06
	804797	Filter Harness	Filter to main harness; All other models
9	805633	Line Filter	
10	803988	Terminal Block Assembly	
11	505876	Terminal Block Assembly	
12	801792P	Fitting	

Electrical Access Panel, Filters and Terminal Block (Drawing 2 of 2)

Models HTENXASP133DW01, HTENXASP133FW01, HTENXASP543DW01, HTGNXASP113FW01, HTGNXASP123DW01, HTGNXASP543DW01, PTEJXASG303UG06, PTEJXASG543ZG01, PTEJXASP303UG06, PTEJXASP434AG01, PTEJXASP543ZG01, PTGJXASG303UG06, PTGJXASG543ZG01, PTGJXASP303UG06, PTGJXASP304AG01, PTGJXASP543ZG01, STENXASP133DW01, STENXASP133FW01, STENXASP433AW01, STENXASP433AW12, STENXASP543DN01, STENXASP543DW01, STGNXASG113JW01, STGNXASP113FW01, STGNXASP123DW01, STGNXASP303AW01, STGNXASP303AW12, STGNXASP543DN01, STGNXASP543DW01, STLNXASP543NW23, STLNYASP543NW23, STLNYASP543PW01 and STLWXASP543NN22

Models Through Serial Nos. Beginning 1610



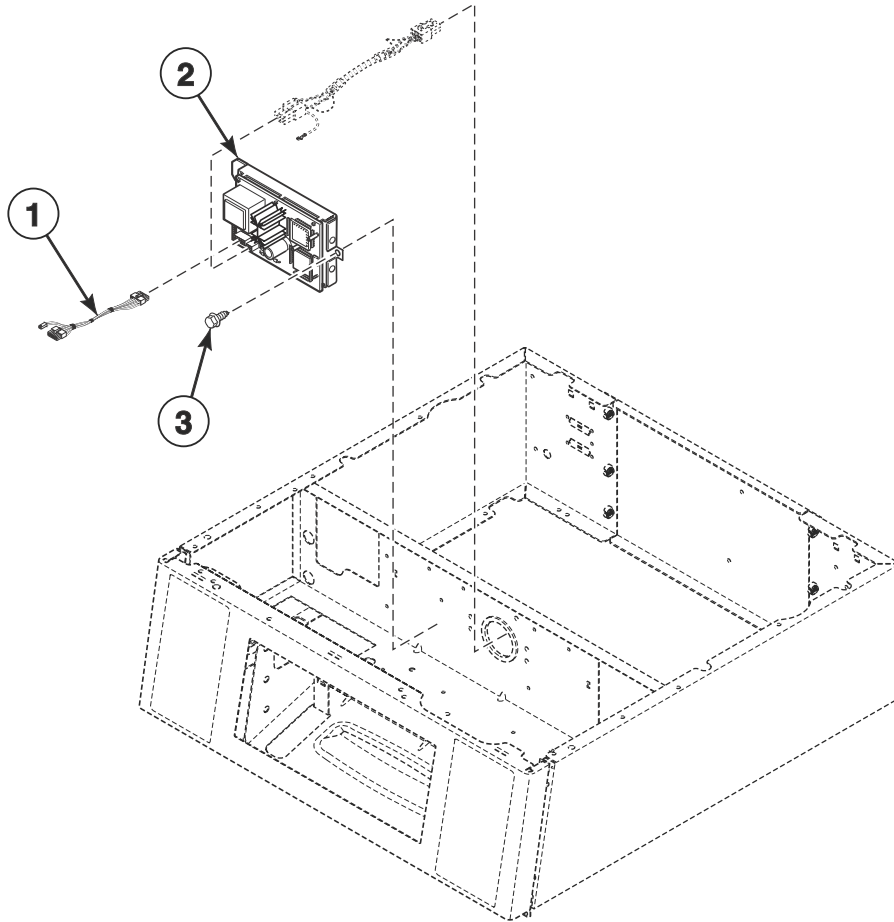
FLW1808P_806119

Electrical Access Panel, Filters and Terminal Block (Drawing 2 of 2)

REF	PART NO.	DESCRIPTION	COMMENTS
	805344	Terminal Block Drip Shield	
1	503661	Screw	
2	M402542	Snap Bushing	
3	805633	Line Filter	
4	29787	Nut	
5	804797	Filter Harness	Filter to main harness
6	803988	Terminal Block Assembly	

Network Board Assembly

Models STEWYAJP303NN22, STEWYAJP303NW22, STEWYASP173TW01, STGWYAJP303NN22, STGWYASP113TW01 and STLWXASP543NN22



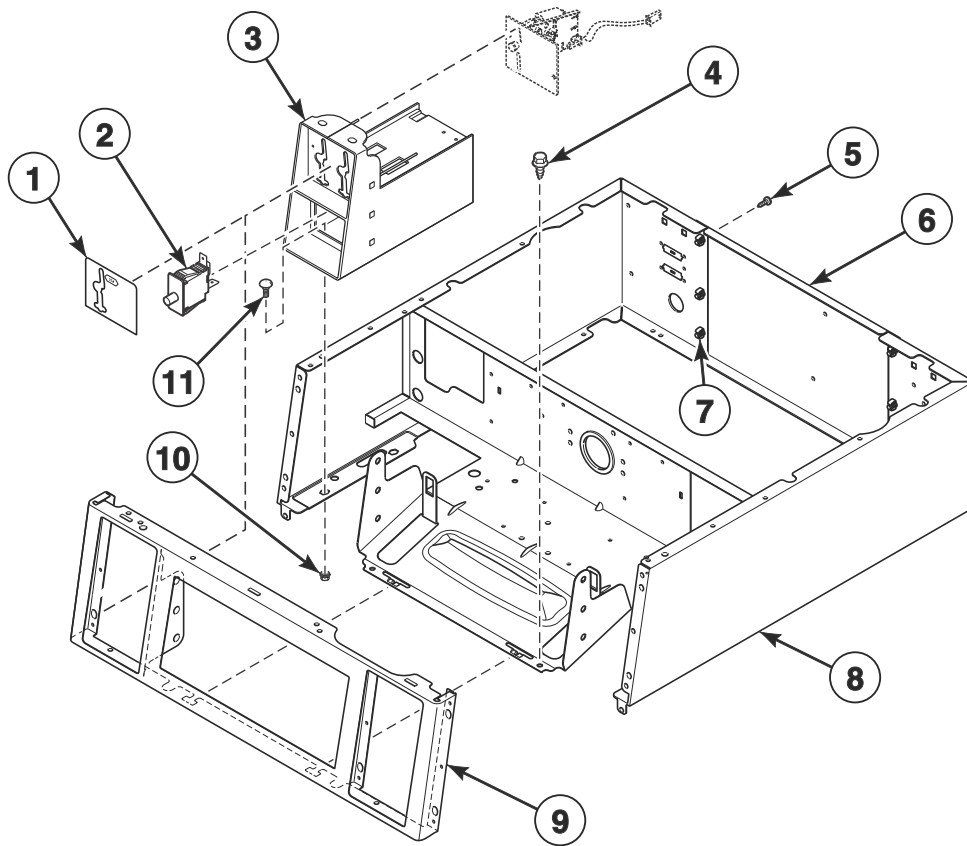
SWD1288P_806119

Network Board Assembly

REF	PART NO.	DESCRIPTION	COMMENTS
1	F8536002	Wireless Network Board Harness	
2	203327	Wireless Network Kit	
3	503661	Screw	

Control Panel and Cabinet Wrapper

10 Degree Front Coin Models



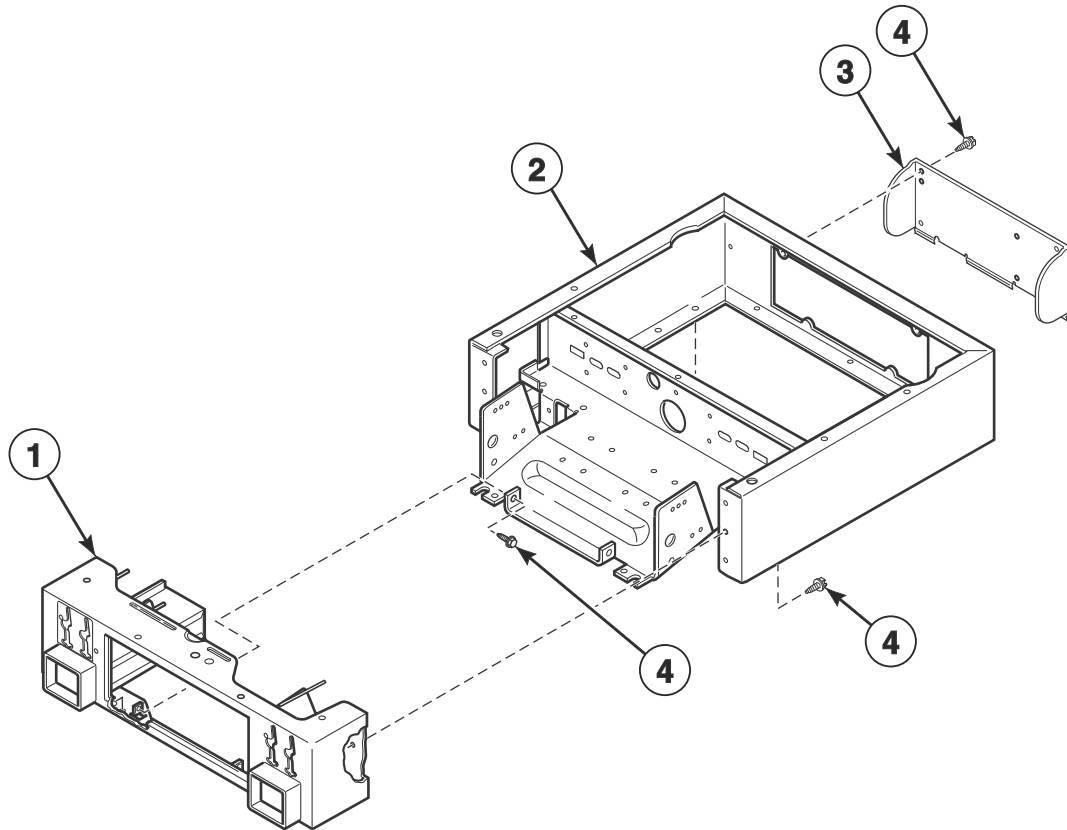
SWD1289P_806119

Control Panel and Cabinet Wrapper

REF	PART NO.	DESCRIPTION	COMMENTS
	806195	Instruction Label	Models PTEJCASP174TG01, PTEJXASP174TG01, PTEJXASP434AG01, PTGJCASP114TG01, PTGJXASP114TG01 and PTGJXASP304AG01
	805665	Instruction Label	Text; All other models
	805664	Instruction Label	Icon; All other models
1	38717	Single Overlay	
	39073	Dual Overlay	
	38676	Overlay Kit	Dual drop; Includes coin identification paper
	803476	Single Drop Overlay	Models JT1JEASP413EW06, JT1JXASP413EW06, JT2JEASP413EW06, JT2JXASP413EW06, JTEJEASP303EW06, JTEJXASP303EW06, JTGJEASP303EW06 and JTGJXASP303EW06
	201091	Overlay	For electronic coin drops
2	512973	Switch	
3	804009DG	Meter Case Assembly	Dark gray
	804009B	Meter Case Assembly	Black
	804009W	Meter Case Assembly	White
4	503688	Screw	
5	70240301	Screw	
6	803998	Rear Access Panel	
7	70030501	Expansion Clip	
8	804108DG	Wrapper Assembly	Dark gray; Models PT2JXASG403UG06, PT2JXASP403UG06, PT3JXASG403UG06 and PT3JXASP403UG06
	804108B	Wrapper Assembly	Black; Models BT3JXASP403UN01, BT3JXASP403UN06, NT2JXASP403UN01 and NT3JXASP403UN01
	804108W	Wrapper Assembly	White; Models BT3JXASG403UW01, BT3JXASG403UW06, BT3JXASP403UW01, BT3JXASP403UW06, JT1JEASP413EW06, JT1JXASP413EW06, JT2JEASP413EW06, JT2JXASP413EW06, NT1JXASP403UW06, NT2JXASP403UW06, NT3JXASG403UW01, NT3JXASP403NW22, NT3JXASP403UW01, NTHJXASP543NW01, ST1JXASP403EW06, ST2JXASP403EW06, ST3JXASP403NW22 and TT3JXASP403NW22
	804104DG	Wrapper Assembly	Dark gray; All other models
	804104W	Wrapper Assembly	White; All other models
	804104B	Wrapper Assembly	Black; All other models
	803964DG	Control Panel	Dark gray
	803964B	Control Panel	Black
	803964W	Control Panel	White
10	44087201	Nut	
11	29651	Bolt	

Control Cabinet Front and Wrapper

Flat Front Coin Models



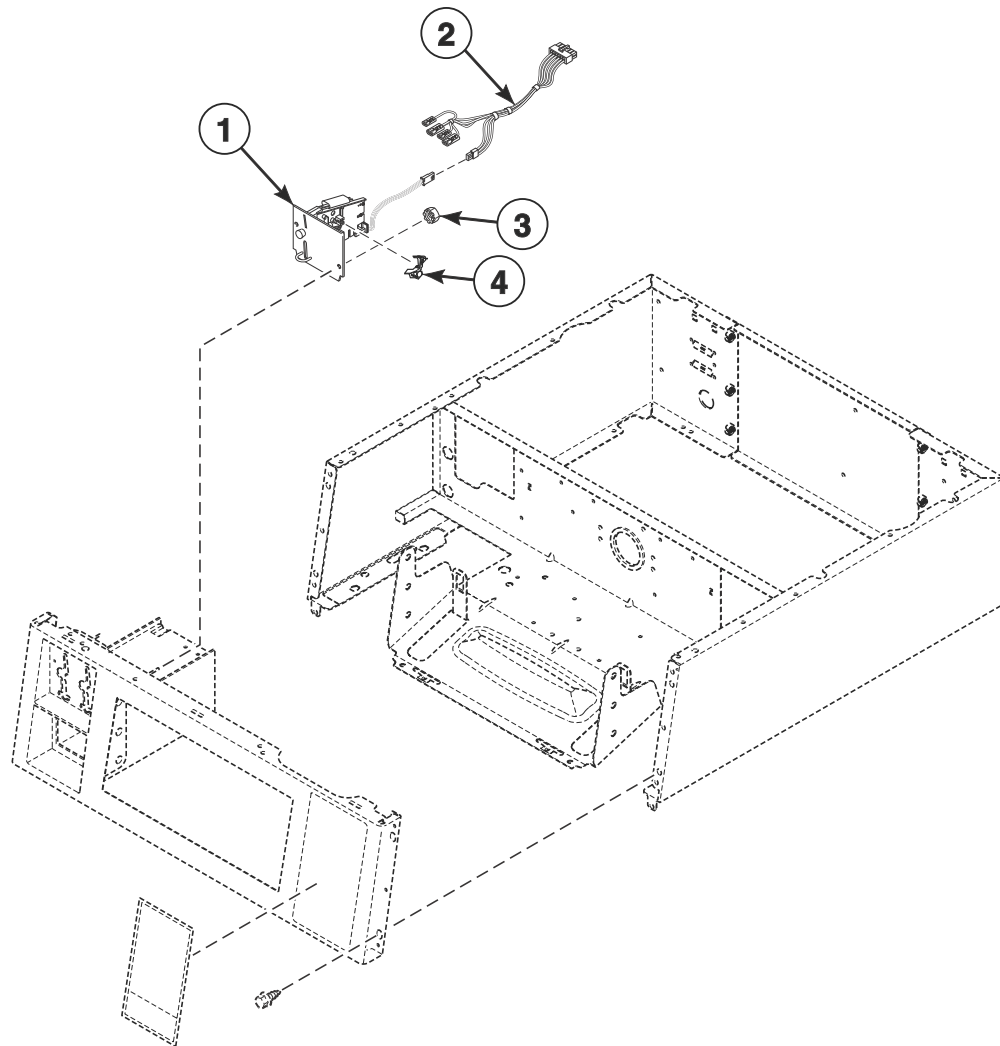
SWD1292P_806119

Control Cabinet Front and Wrapper

REF	PART NO.	DESCRIPTION	COMMENTS
1	511632WP	Security Cabinet Front Assembly	
2	801235W	Security Cabinet Wrapper Assembly	
3	805834	Rear Service Panel	
4	503688	Screw	

Non-Electronic Coin Drop

Coin Models



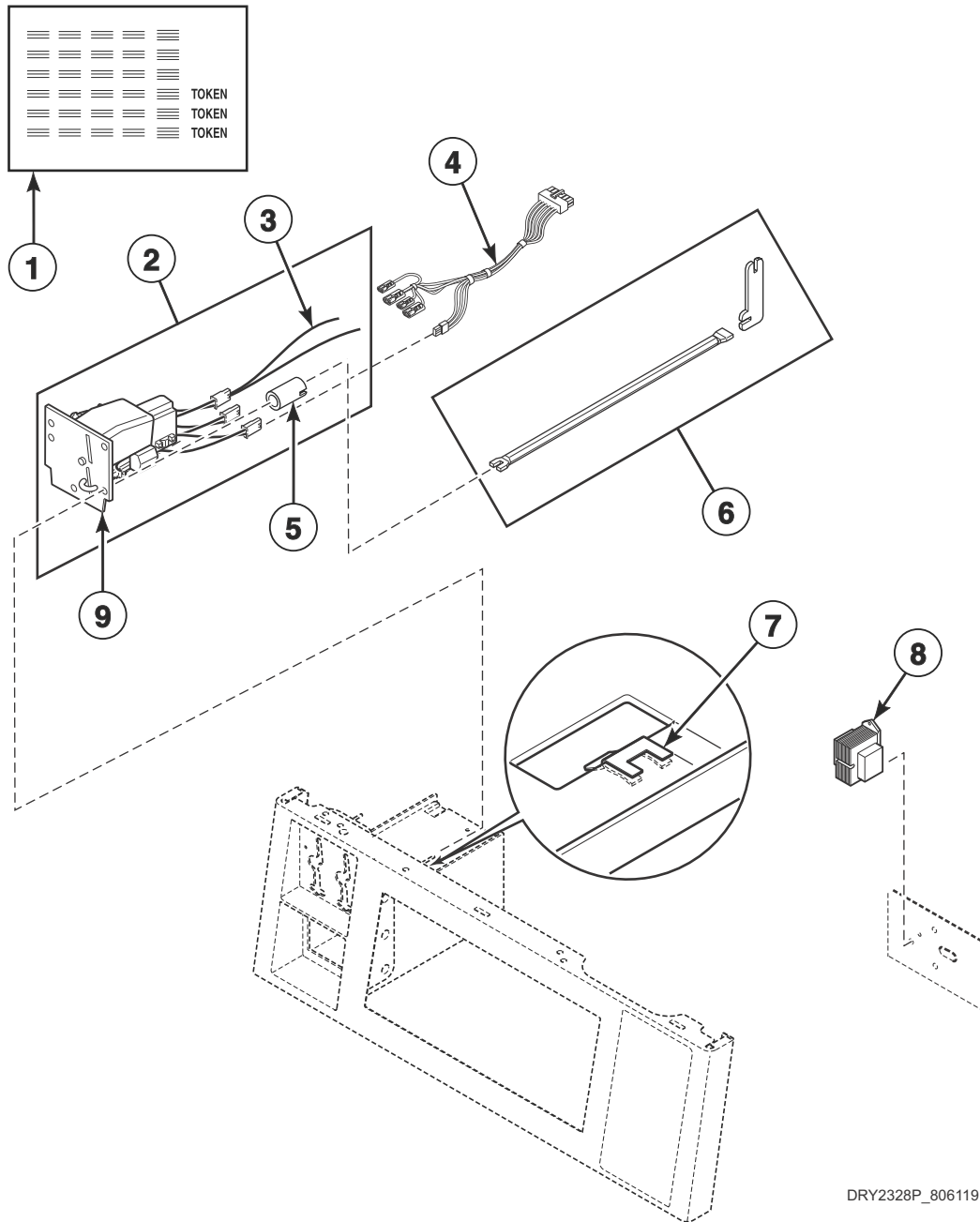
DRY2327P_806119

Non-Electronic Coin Drop

REF	PART NO.	DESCRIPTION	COMMENTS
1	38462P	Coin Drop Assembly	Token; 118-1 mzp; .880 diameter x .079 thick; Brass
	38463	Coin Drop Assembly	Token; 118-5 mzp; .990 diameter x .081 thick; Silver
	70441601P	Coin Drop	U.S.; \$.25
	38963P	Coin Drop	Token; 118-16 not available; Replacement for 38963P Coin Drop only
	70441602	Coin Drop Assembly	Canada; .25 and 1.00
	38464P	Coin Drop Assembly	Canada; .25
	38467	Coin Drop Assembly	Australia; .20 and 1.00
	70482401	Coin Drop Assembly	New Zealand; 1.00 and 2.00
	38472	Coin Drop Assembly	England; 20 pence and 1 pound
	38519	Coin Drop Assembly	Japan; 100 yen and 500 yen
	38521	Coin Drop Assembly	Korea; 100 won and 500 won
	CK114	Coin Drop Assembly	Singapore; Old 1.00
	CK123	Coin Drop Assembly	Singapore; New 1.00
2	202870	Single Coin Harness Assembly	Single drop
	202871	Dual Coin Harness Assembly	Dual drop
3	29786	Nut	
4	201595P	Wire Guard	Anti-stringing security device; Add to coin drops

Electronic Coin Drop

Coin Models



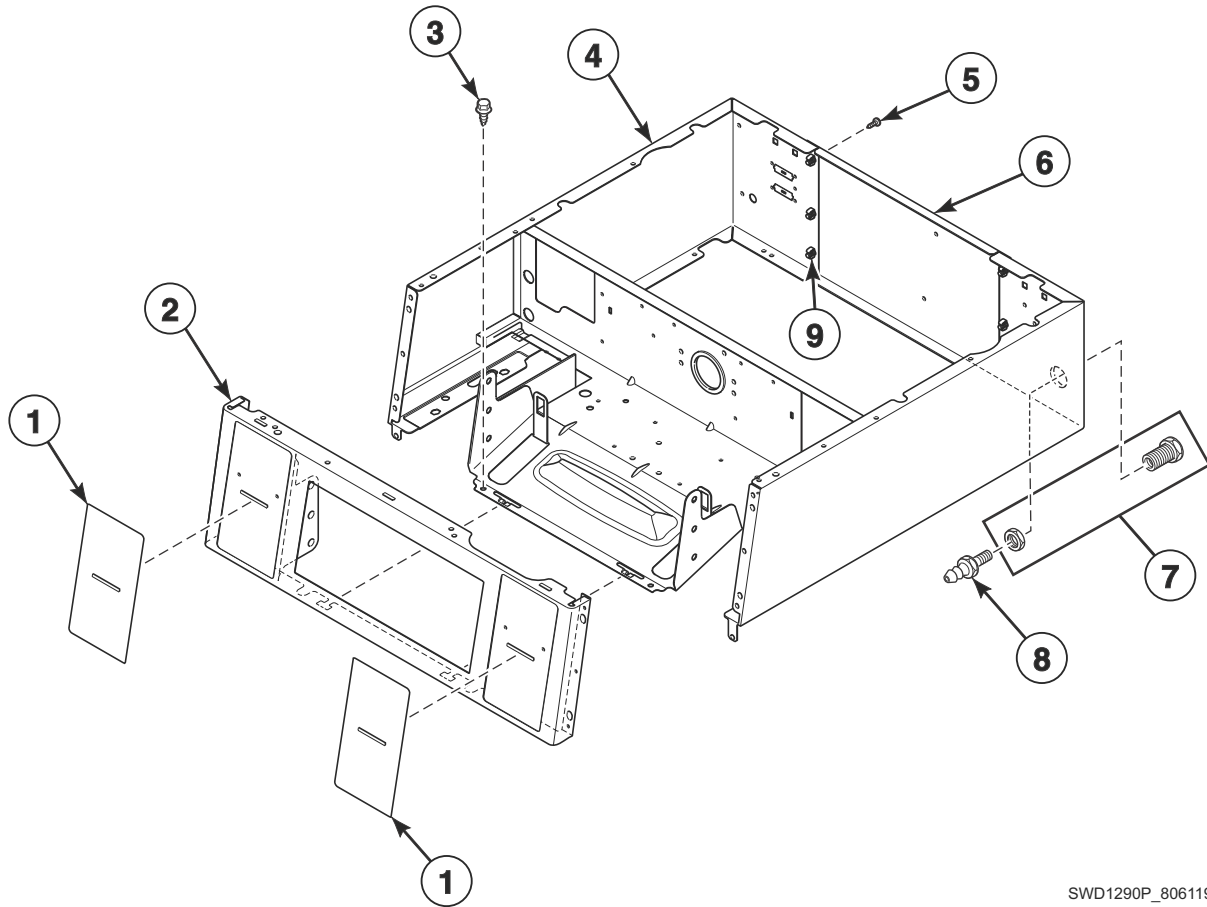
DRY2328P_806119

Electronic Coin Drop

REF	PART NO.	DESCRIPTION	COMMENTS
1	38725	Coin Identification Paper	
2	CK115	Electronic Coin Drop Kit	Includes items 1, 3, 5, 7, 9; United States and Canada coins
	CK099	Electronic Coin Drop Kit	Includes items 1, 3, 5, 7, 9; Australia, New Zealand, Hong Kong and South Korea coins
	CK100	Electronic Coin Drop Kit	Includes items 1, 3, 5, 7, 9; Euro and Great Britain coins
	CK101	Electronic Coin Drop Kit	Includes items 1, 3, 5, 7, 9; Euro, Denmark and Norway coins
	CK103	Electronic Coin Drop Kit	Includes items 1, 3, 5, 7, 9; Euro, Lithuania and Latvia coins
	CK108	Electronic Coin Drop Kit	Includes items 1, 3, 5, 7, 9; South African 1, 2 and 5 rand coins
	CK109	Electronic Coin Drop Kit	Includes items 1, 3, 5, 7, 9; Euro coins
	CK110	Electronic Coin Drop Kit	Includes items 1, 3, 5, 7, 9; Mexico, Ecuador and United States coins
	CK113	Electronic Coin Drop Kit	Includes items 1, 3, 5, 7, 9; Japan and Taiwan coins
	CK116	Electronic Coin Drop Kit	Includes items 1, 3, 5, 7, 9; Malaysia and China coins
	CK117	Electronic Coin Drop Kit	Includes items 1, 3, 5, 7, 9; Russia coins
	CK118	Electronic Coin Drop Kit	Includes items 1, 3, 5, 7, 9; Philippine coins
	CK120	Electronic Coin Drop Kit	Includes items 1, 3, 5, 7, 9; Chile coins
	CK121	Electronic Coin Drop Kit	Includes items 1, 3, 5, 7, 9; Singapore coins
3	201104	Coin Drop Wire Harness	
4	202871	Dual Coin Harness Assembly	
5	201216	Nut	
6	CK096	Mounting Tool Kit	
7	201572	Clip	
8	201375P	Transformer	
9	70294123	Electronic Coin Drop Assembly	Euro and Great Britain coins
	70294104	Electronic Coin Drop Assembly	Euro, Denmark and Norway coins
	70294105P	Electronic Coin Drop Assembly	Australia, New Zealand, Hong Kong and South Korea coins
	70294106	Electronic Coin Drop Assembly	Mexico, Ecuador and United States coins
	70294107	Electronic Coin Drop Assembly	Euro, Lithuania and Latvia coins
	70294110	Electronic Coin Drop Assembly	South African 1, 2 and 5 rand coins
	70294111	Electronic Coin Drop Assembly	Euro coins
	70294122	Electronic Coin Drop Assembly	Great Britain and token coins
	70294116	Electronic Coin Drop Assembly	Malaysia, China and Singapore coins
	70294117	Electronic Coin Drop Assembly	Russia coins
	70294120	Electronic Coin Drop Assembly	Chile coins
	70294121	Electronic Coin Drop Assembly	Singapore coins

Card Reader and Non-Vend Control Cabinet

10 Degree Front Card and Non-Vend Models



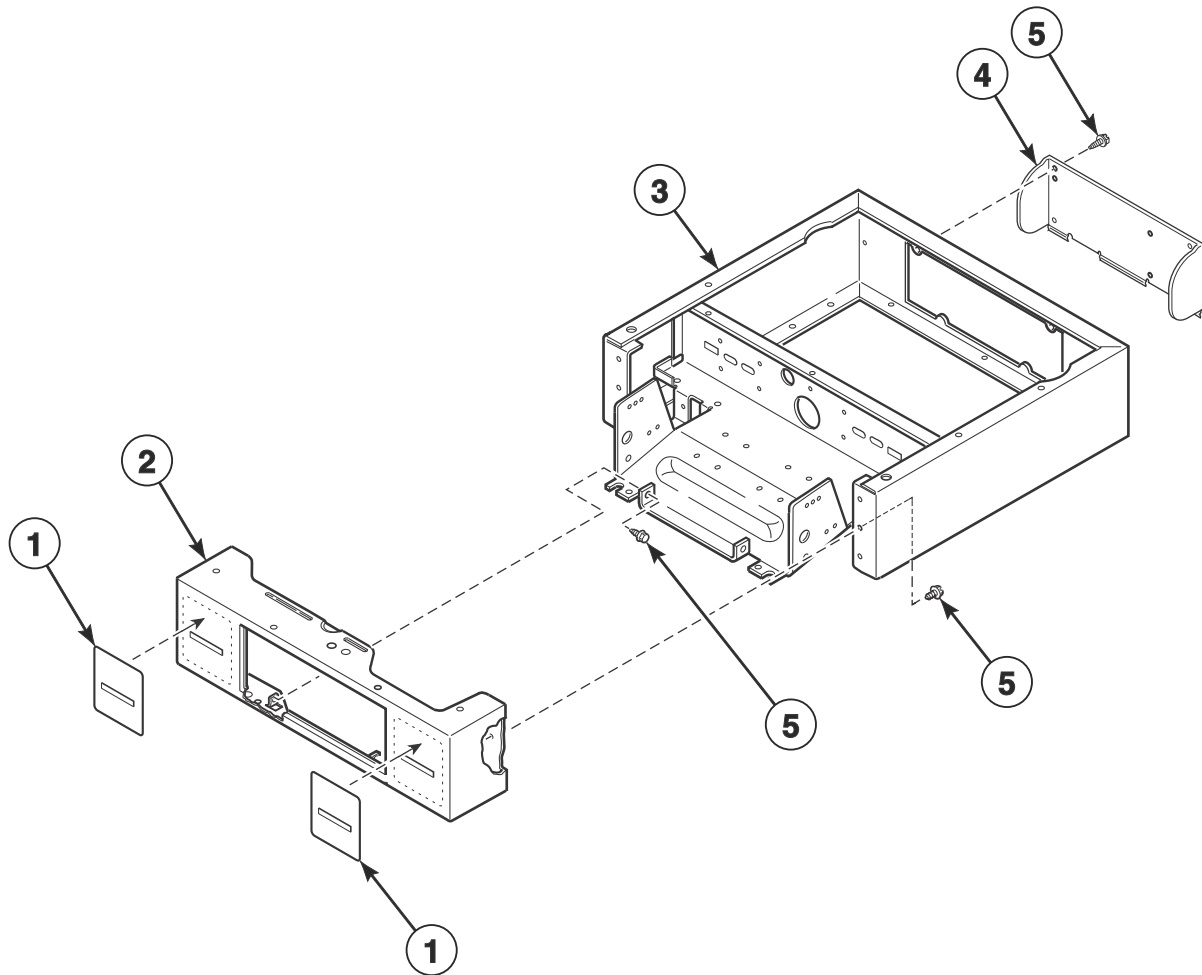
SWD1290P_806119

Card Reader and Non-Vend Control Cabinet

REF	PART NO.	DESCRIPTION	COMMENTS
	805667	Operation Instructions	Washer; Icon; Non-Vend
1	514391	Card Insert Overlay	Models STENYASP173TN01, STENYASP173TW01, STENYASP283CW01, STENYASP293CW01, STEWYAJP303NN22, STEWYAJP303NW22, STEWYASP173TW01, STGNYASP093CW01, STGNYASP113TN01, STGNYASP113TW01, STGWYAJP303NN22, STGWYASP113TW01, STLNYASP543NW23 and STLNYASP543PW01
	514873	Overlay	Models HTENYASP283CW01 and HTENYASP293CW01
2	803972DG	Control Panel	Dark gray; Non-Vend
	803972W	Control Panel	White; Non-Vend
	803972B	Control Panel	Black; Non-Vend
	803968W	Control Panel	White; Card
	803968B	Control Panel	Black; Card
	805545B	Control Panel	Black; Models JT1JGASP413EW06, JT1JMASG413EN06, JT2JGASP413EW06 and JT2JMASG413EN06
3	806276	Screw	Use with stainless steel side panels
	503688	Screw	Use with painted side panels
4	804108B	Wrapper Assembly	Black; Models BT3JGASP403UN01, BT3JGASP403UN06, BT3JLASP403UN01, BT3JLASP403UN06, JT1JMASG413EN06, JT2JMASG413EN06, NT2JLASP403UN01, NT3JLASP403NN22 and NT3JLASP403UN01
	804108W	Wrapper Assembly	White; Models BT3JGASG403UW01, BT3JGASG403UW06, BT3JGASP403UW01, BT3JGASP403UW06, BT3JLASG403UW01, BT3JLASG403UW06, BT3JLASP403UW01, BT3JLASP403UW06, JT1JGASP413EW06, JT2JGASP413EW06, NT1JLASP413UW06, NT2JLASP403UW01, NT2JLASP403UW06, NT3JLASG403UW01, NT3JLASP403NW22 and NT3JLASP403UW01
	804108DG	Wrapper Assembly	Dark gray; Models PT2JGASG403UG06, PT2JGASP403UG06, PT3JGASG403UG06 and PT3JGASP403UG06
	804112W	Wrapper Assembly	White; Models HTENYASP283CW01, HTENYASP293CW01, STENYASP173TN01, STENYASP173TW01, STENYASP283CW01, STENYASP293CW01, STEWYASP173TW01, STGNYASP093CW01, STGNYASP113TN01, STGNYASP113TW01, STGWYASP113TW01, STLNYASP543NW23 and STLNYASP543PW01
	804115DG	Wrapper Assembly	Dark gray; Models PT2JGAJG403UG06, PT2JGAJP403UG06, PT3JGAJG403UG06 and PT3JGAJP403UG06
	804115B	Wrapper Assembly	Black; Models BT3JGAJP403UN01 and BT3JGAJP403UN06
	804115W	Wrapper Assembly	White; Models BT3JGAJG403UW01, BT3JGAJG403UW06, BT3JGAJP403UW01 and BT3JGAJP403UW06
	804111B	Wrapper Assembly	Black; Models STEWYAJP303NN22 and STGWYAJP303NN22
	804111W	Wrapper Assembly	White; Model STEWYAJP303NW22
5	70240301	Screw	6 required
6	803998	Rear Access Panel	
7	801788	Union	Models BT3JGAJG403UW01, BT3JGAJG403UW06, BT3JGAJP403UN01, BT3JGAJP403UN06, BT3JGAJP403UW01, BT3JGAJP403UW06, PT2JGAJG403UG06, PT2JGAJP403UG06, PT3JGAJG403UG06, PT3JGAJP403UG06, STEWYAJP303NN22, STEWYAJP303NW22 and STGWYAJP303NN22
8	801789	Connector	Models BT3JGAJG403UW01, BT3JGAJG403UW06, BT3JGAJP403UN01, BT3JGAJP403UN06, BT3JGAJP403UW01, BT3JGAJP403UW06, PT2JGAJG403UG06, PT2JGAJP403UG06, PT3JGAJG403UG06, PT3JGAJP403UG06, STEWYAJP303NN22, STEWYAJP303NW22 and STGWYAJP303NN22
9	70030501	Expansion Clip	6 required

Control Cabinet Front and Wrapper

Flat Front Card Models

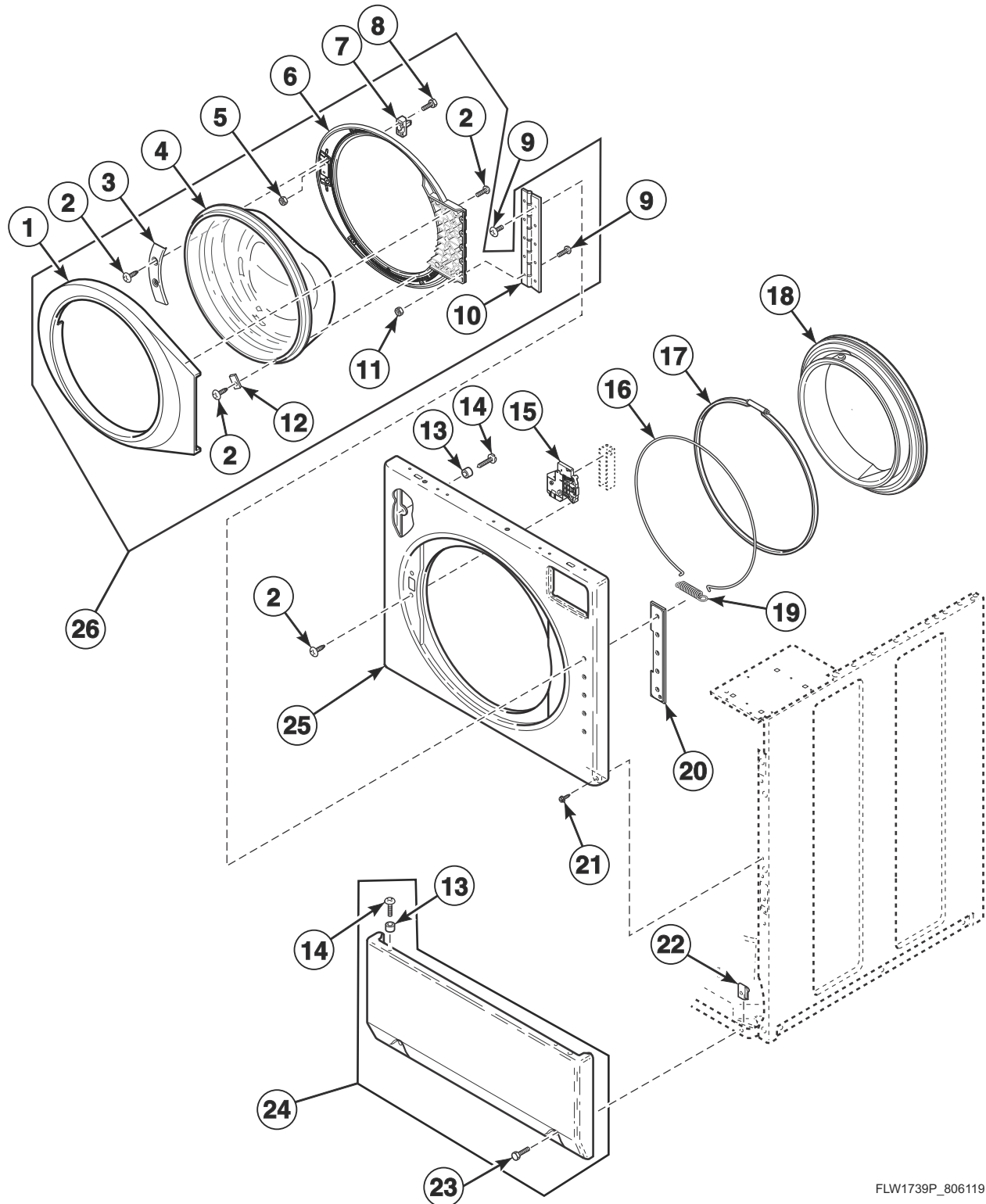


SWD1293P_806119

Control Cabinet Front and Wrapper

REF	PART NO.	DESCRIPTION	COMMENTS
1	511544	Card Insert Overlay	
2	511208W	Security Cabinet Front Assembly	
3	800231W	Security Cabinet Wrapper Assembly	
4	805834	Rear Service Panel	
5	503688	Screw	

Front Panel, Door Assembly and Door Seal



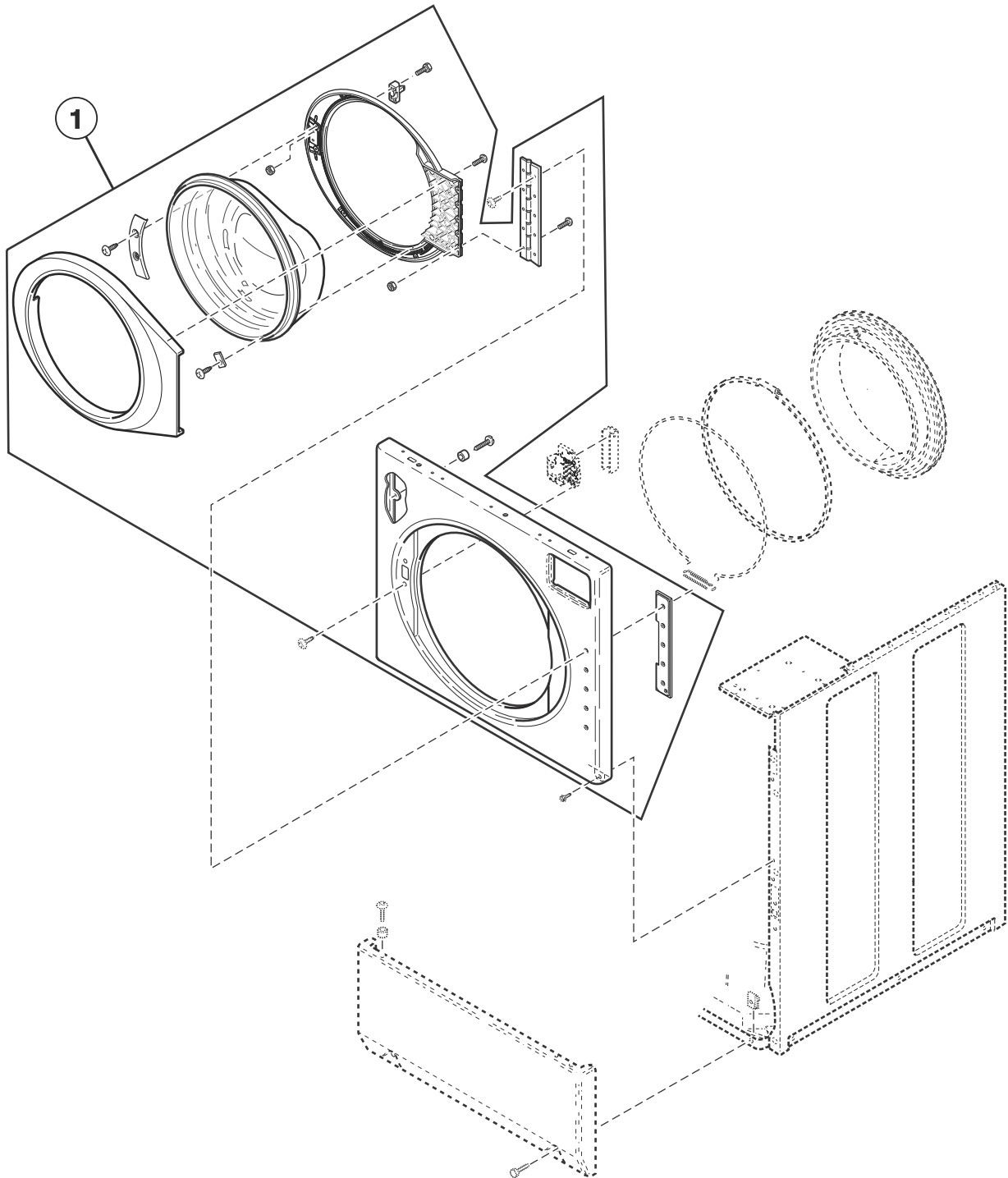
FLW1739P_806119

Front Panel, Door Assembly and Door Seal

REF	PART NO.	DESCRIPTION	COMMENTS
1	803710WP	Outer Door Bezel	White
	803711P	Outer Door Bezel	Gray
	803710BP	Outer Door Bezel	Black
2	800548	Screw	
3	804239	Door Glass Mounting Plate	
4	802695P	Door Glass	
5	685846	Nut	
6	802307P	Inner Door Bezel Kit	White
	802331P	Inner Door Bezel Kit	Gray
	804562	Inner Door Bezel	Glass filled polypropylene upgrade
7	802803	Door Catch Assembly	
8	801993	Screw	
9	801019	Screw	
10	802934	Door Hinge	
11	23951	Nut	
12	802700	Glass Mounting Clip	7 required
13	56079	Panel Locator	
14	39733	Screw	Use with painted panels
	806086	Screw	Use with stainless steel panels
15	803920	Door Latch Assembly	
16	802283	Wire Clamp Ring	
17	802281	Hose Clamp	Seal to outer tub front
18	804428P	Door Seal	Black
	804429P	Door Seal Assembly	Gray
19	802285	Extension Spring	
20	802206	Hinge Plate	
21	503661	Screw	
22	36020	Nut	
23	801045	Screw	
24	804618	Access Panel Assembly	Stainless steel
	804617W	Access Panel Assembly	White
	804617DGP	Access Panel Assembly	Dark gray
25	802288P	Front Panel	Stainless steel
	802277WP	Front Panel	White
	802277DG	Front Panel	Dark gray
26	804083WP	Door Assembly	White
	804210	Door Assembly	Gray
	805550	Door Assembly	Black

Front Panel Assembly

Models STENCASP173TW01, STENCFSP173TW01, STENXASP173TW01, STENXFSP173TW01, STENYASP173TN01, STENYASP173TW01, STENYFSP173TW01, STEWYASP173TW01, STGNCASP113TW01, STGNCFSP113TW01, STGNXASG113TW01, STGNXASP113TW01, STGNXFSP113TW01, STGNYASP113TN01, STGNYASP113TW01, STGNYFSP113TW01 and STGWYASP113TW01



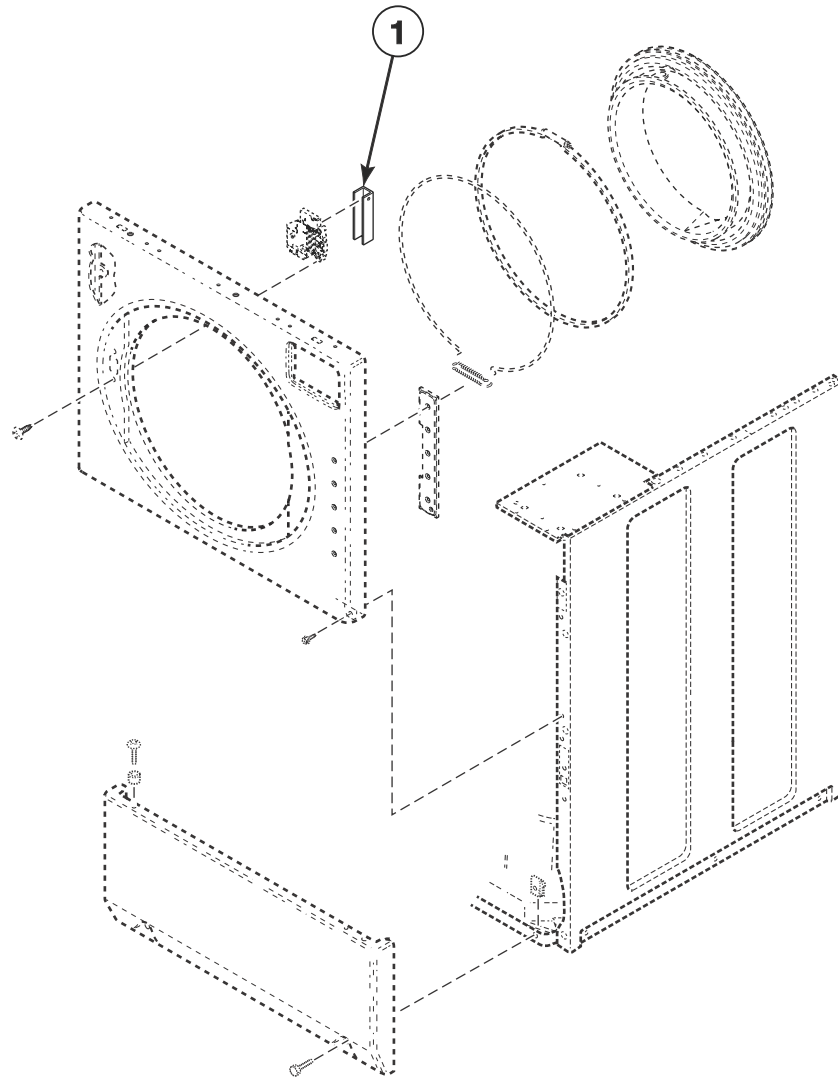
FLW1739PA_806119

Front Panel Assembly

REF	PART NO.	DESCRIPTION	COMMENTS
1	806505W	Front Panel Assembly Kit	White
	806560	Front Panel Assembly Kit	Stainless steel

Door Lock Drip Shield

Models BT3JGAJG403UW01, BT3JGAJG403UW06, BT3JGAJP403UN01, BT3JGAJP403UN06, BT3JGAJP403UW01, BT3JGAJP403UW06, BT3JGASG403UW01, BT3JGASG403UW06, BT3JGASP403UN01, BT3JGASP403UN06, BT3JGASP403UW01, BT3JGASP403UW06, BT3JLASG403UW01, BT3JLASG403UW06, BT3JLASP403UN01, BT3JLASP403UN06, BT3JLASP403UW01, BT3JLASP403UW06, BT3JXASG403UW01, BT3JXASG403UW06, BT3JXASP403UN01, BT3JXASP403UN06, BT3JXASP403UW01, BT3JXASP403UW06, HTENXASP133DW01, HTENXASP133FW01, HTENXASP543DW01, HTGNXASP113FW01, HTGNXASP123DW01, HTGNXASP543DW01, JT1JEASP413EW06, JT1JGASP413EW06, JT1JMASG413EN06, JT1JXASP413EW06, JT2JEASP413EW06, JT2JGASP413EW06, JT2JMASG413EN06, JT2JXASP413EW06, JTEJEASP303EW06, JTEJXASP303EW06, JTGJEASP303EW06, JTGJXASP303EW06, NT1JLASP413UW06, NT1JXASP403UW06, NT2JLASP403UN01, NT2JLASP403UW01, NT2JLASP403UW06, NT2JXASP403UN01, NT2JXASP403UW06, NT3JLASG403UW01, NT3JLASP403UN01, NT3JLASP403UW01, NT3JXASG403UW01, NT3JXASP403UN01, NT3JXASP403UW01, PT2JGAJG403UG06, PT2JGAJP403UG06, PT2JGASG403UG06, PT2JGASP403UG06, PT2JXASG403UG06, PT2JXASP403UG06, PT3JGAJG403UG06, PT3JGAJP403UG06, PT3JGASG403UG06, PT3JGASP403UG06, PT3JXASG403UG06, PT3JXASP403UG06, PTEJXASG303UG06, PTEJXASG543ZG01, PTEJXASP303UG06, PTEJXASP434AG01, PTEJXASP543ZG01, PTGJXASG303UG06, PTGJXASG543ZG01, PTGJXASP303UG06, PTGJXASP304AG01, PTGJXASP543ZG01, ST1JXASP403EW06, ST2JXASP403EW06, STENXASP133DW01, STENXASP133FW01, STENXASP433AW01, STENXASP433AW12, STENXASP543DN01, STENXASP543DW01, STGNXASG113JW01, STGNXASP113FW01, STGNXASP123DW01, STGNXASP303AW01, STGNXASP303AW12, STGNXASP543DN01, STGNXASP543DW01 and STLNYASP543PW01

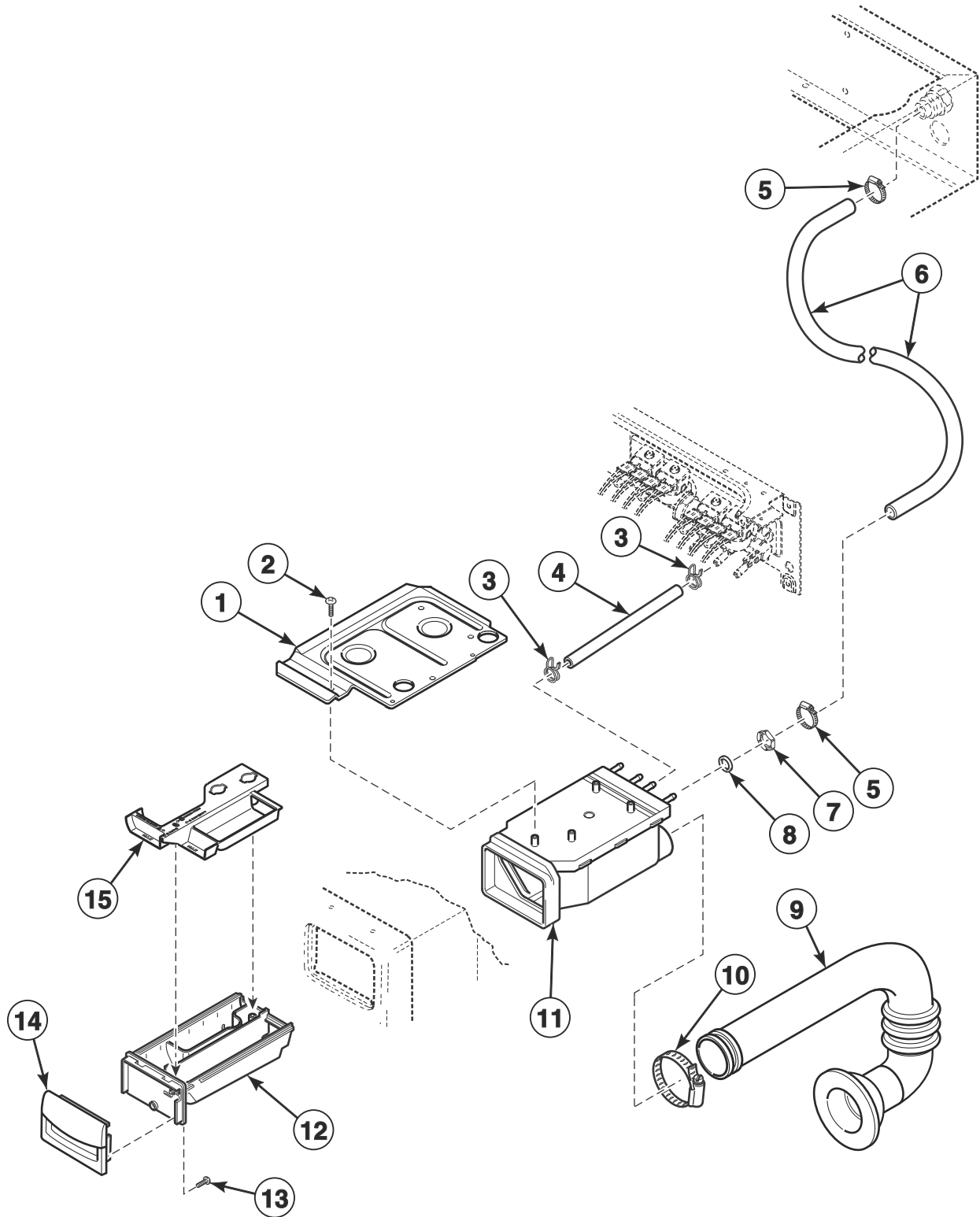


FLW1804P_806119

Door Lock Drip Shield

REF	PART NO.	DESCRIPTION	COMMENTS
1	804784	Door Lock Drip Shield	

Dispenser Assembly

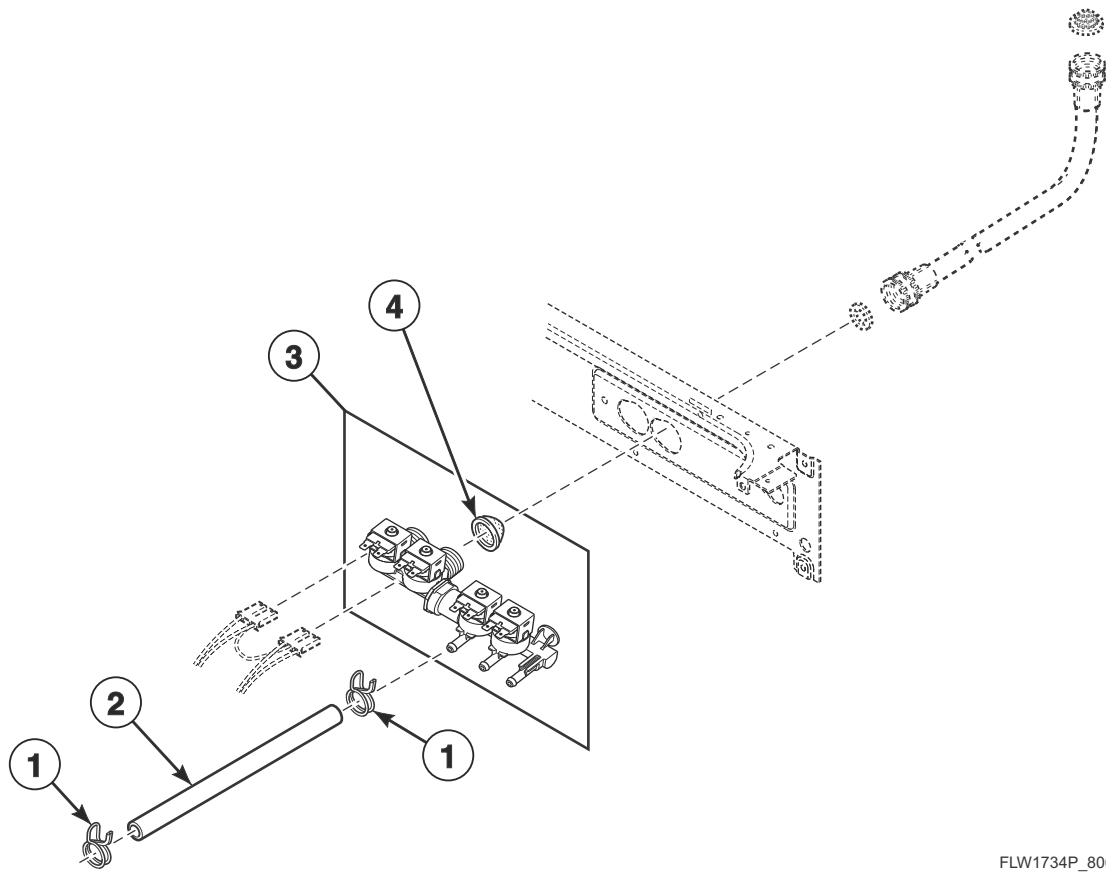


FLW1746P_806119

Dispenser Assembly

REF	PART NO.	DESCRIPTION	COMMENTS
	804875	Foam Pad	
1	803843	Dispenser Plate	
2	801001	Screw	
3	804173	Hose Clamp	
4	803849	Dispenser Inlet Hose	
5	F200206	Hose Clamp	
6	801635	Tubing	
7	802292	Nut	
8	F170208	O-Ring	
9	804717	Detergent Hose	
10	685725	Hose Clamp	
11	803698	Dispenser Assembly	
12	803667	Dispenser Drawer	
13	800548	Screw	
14	804415W	Dispenser Handle	White; Models BT3JGAJG403UW06, BT3JGAJP403UW06, BT3JGASG403UW06, BT3JGASP403UW06, BT3JLASG403UW06, BT3JLASP403UW06, BT3JXASG403UW06, BT3JXASP403UW06, JT1JEASP413EW06, JT1JGASP413EW06, JT1JMASG413EN06, JT1JXASP413EW06, JT2JEASP413EW06, JT2JGASP413EW06, JT2JMASG413EN06, JT2JXASP413EW06, JTEJEASP303EW06, JTEJXASP303EW06, JTGJEASP303EW06, JTGJXASP303EW06, NT1JLASP413UW06, NT1JXASP403UW06, NT2JLASP403UW06 and NT2JXASP403UW06
	804415B	Dispenser Handle	Black; Models BT3JGAJG403UN06, BT3JGASP403UN06, BT3JLASP403UN06, BT3JXASP403UN06, JT1JEASP413EW06, JT1JGASP413EW06, JT1JMASG413EN06, JT1JXASP413EW06, JT2JEASP413EW06, JT2JGASP413EW06, JT2JMASG413EN06, JT2JXASP413EW06, JTEJEASP303EW06, JTEJXASP303EW06, JTGJEASP303EW06, JTGJXASP303EW06, NT1JLASP413UW06, NT1JXASP403UW06, NT2JLASP403UW06 and NT2JXASP403UW06
	804526	Dispenser Handle	Light gray; Models PT2JGAJG403UG06, PT2JGAJP403UG06, PT2JGASG403UG06, PT2JGASP403UG06, PT2JXASG403UG06, PT2JXASP403UG06, PT3JGAJG403UG06, PT3JGAJP403UG06, PT3JGASG403UG06, PT3JGASP403UG06, PT3JXASG403UG06, PT3JXASP403UG06, PTEJXASG303UG06, PTEJXASP303UG06, PTGJXASG303UG06 and PTGJXASP303UG06
	804227WP	Dispenser Handle	White; All other models
	804227B	Dispenser Handle	Black; All other models
	804228	Dispenser Handle	Light gray; All other models
15	803669	Compartment Cover	

Mixing Valve and Valve-to-Dispenser Hose

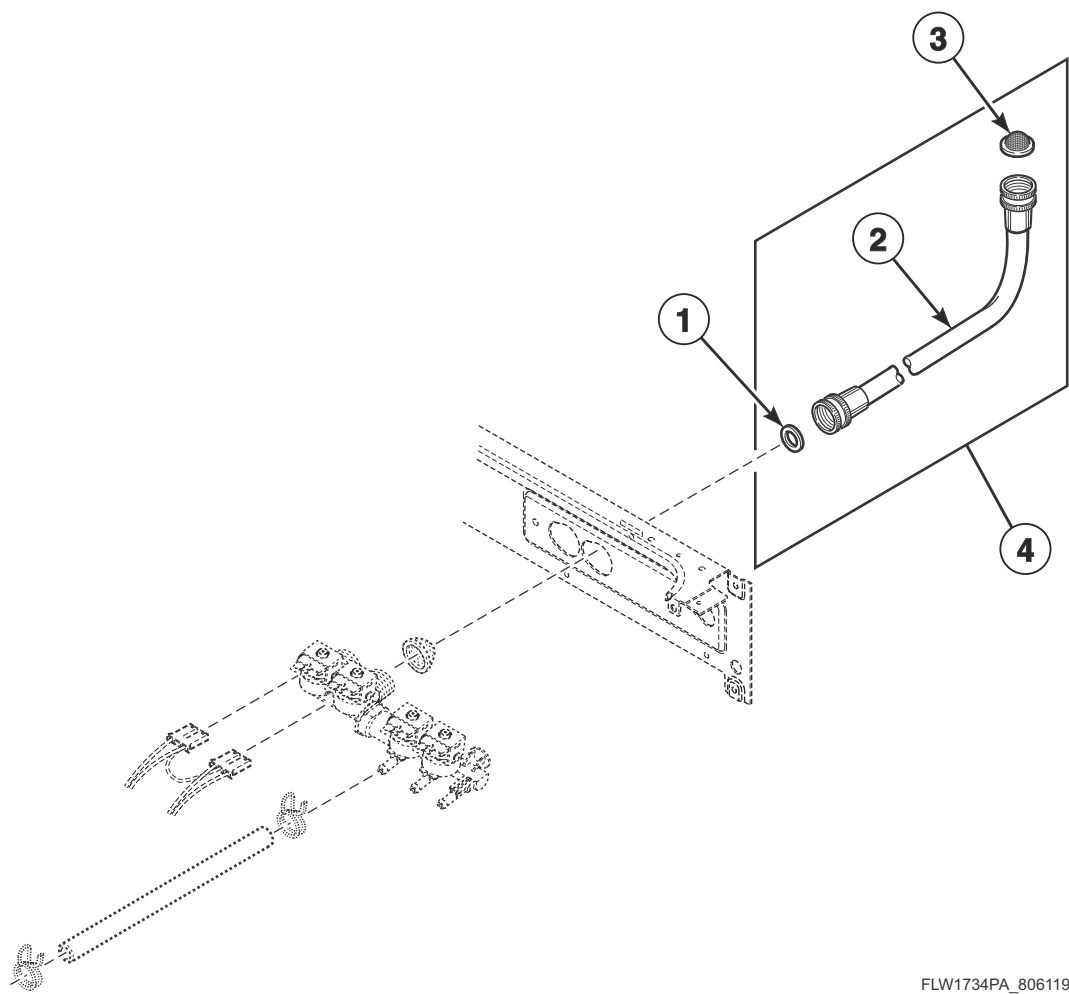


FLW1734P_806119

Mixing Valve and Valve-to-Dispenser Hose

REF	PART NO.	DESCRIPTION	COMMENTS
	804783	Mixing Valve Shield	All models except HTENXASP283CW01, HTENXASP293CW01, HTENYASP283CW01, HTENYASP293CW01, HTGNXASP093CW01, NT3JLASP403NN22, NT3JLASP403NW22, NT3JXASP403NW22, NTHJXASP543NW01, NTHJYASP543NW01, PTEJCASP174TG01, PTEJXASP174TG01, PTGJCASP114TG01, PTGJXASP114TG01, ST3JXASP403NW22, STENCASP173TW01, STENCFSP173TW01, STENEASP283CW01, STENEASP293CW01, STENXASP173TW01, STENXASP283CW01, STENXASP293CW01, STENXFSP173TW01, STENYASP173TN01, STENYASP173TW01, STENYASP283CW01, STENYASP293CW01, STENYFSP173TW01, STEWYAJP303NN22, STEWYASP173TW01, STGNCASP113TW01, STGNCFSP113TW01, STGNEASP093CW01, STGNXASG113TW01, STGNXASP093CW01, STGNXASP113TW01, STGNXFSP113TW01, STGNYASP093CW01, STGNYASP113TN01, STGNYASP113TW01, STGNYFSP113TW01, STGWYAJP303NN22, STGWYASP113TW01, STLNXASP543NW23, STLNYASP543NW23, STLWXASP543NN22 and TT3JXASP403NW22
1	804173	Hose Clamp	6 required
2	803849	Dispenser Inlet Hose	
3	803809	Mixing Valve	Models HTENXASP133DW01, HTENXASP133FW01, HTENXASP283CW01, HTENXASP293CW01, HTENYASP283CW01, HTENYASP293CW01, HTGNXASP093CW01, HTGNXASP113FW01, HTGNXASP123DW01, PTEJCASP174TG01, PTEJXASP174TG01, PTGJCASP114TG01, PTGJXASP114TG01, STENCASP173TW01, STENCFSP173TW01, STENEASP283CW01, STENEASP293CW01, STENXASP133DW01, STENXASP133FW01, STENXASP173TW01, STENXASP283CW01, STENXASP293CW01, STENXFSP173TW01, STENYASP173TN01, STENYASP173TW01, STENYASP283CW01, STENYASP293CW01, STENYFSP173TW01, STEWYASP173TW01, STGNCASP113TW01, STGNCFSP113TW01, STGNEASP093CW01, STGNXASG113JW01, STGNXASG113TW01, STGNXASP093CW01, STGNXASP113FW01, STGNXASP113TW01, STGNXASP123DW01, STGNXFSP113TW01, STGNYASP093CW01, STGNYASP113TN01, STGNYASP113TW01, STGNYFSP113TW01 and STGWYASP113TW01
	803838P	Mixing Valve	All other models
4	24122	Mixing Valve Screen	

Fill Hose

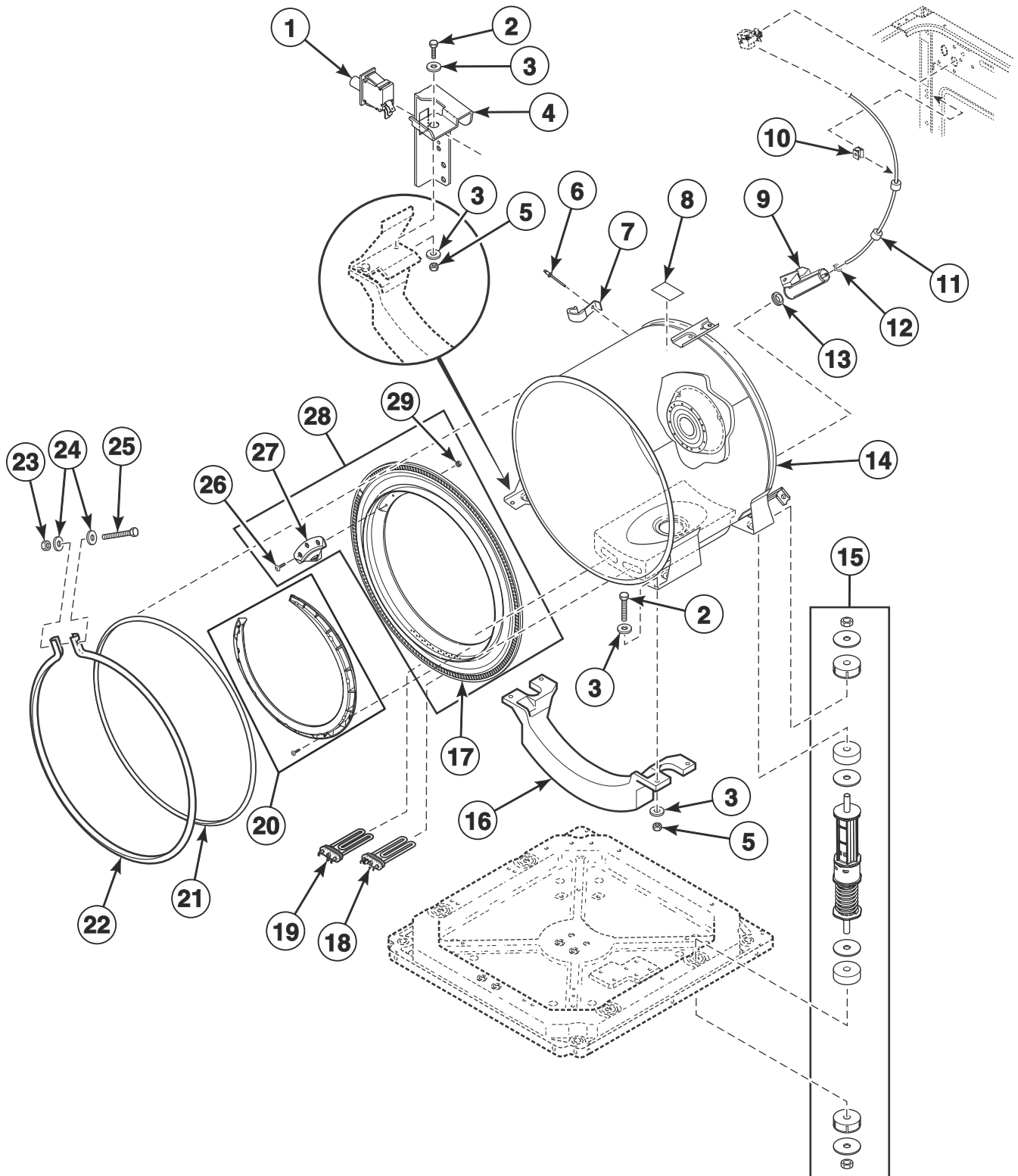


FLW1734PA_806119

Fill Hose

REF	PART NO.	DESCRIPTION	COMMENTS
1	20290	Washer	
2	202799	Fill Hose	4 feet; Hose is equipped with 2 standard hose couplings; Models HTENXASP133DW01, HTENXASP543DW01, HTGNXASP123DW01, HTGNXASP543DW01, STENXASP133DW01, STENXASP543DN01, STENXASP543DW01, STGNXASP123DW01, STGNXASP543DN01 and STGNXASP543DW01
	20617	Fill Hose	8 feet; Hose is equipped with 2 standard hose couplings; Models HTENXASP283CW01, HTENXASP293CW01, HTENYASP283CW01, HTENYASP293CW01, HTGNXASP093CW01, PTEJCASP174TG01, PTEJXASP174TG01, PTGJCASP114TG01, PTGJXASP114TG01, STENCASP173TW01, STENCFSP173TW01, STENEASP283CW01, STENEASP293CW01, STENXASP173TW01, STENXASP283CW01, STENXASP293CW01, STENXFSP173TW01, STENYASP173TN01, STENYASP173TW01, STENYASP283CW01, STENYASP293CW01, STENYFSP173TW01, STEWYASP173TW01, STGNCASP113TW01, STGNCFSP113TW01, STGNEASP093CW01, STGNXASG113TW01, STGNXASP093CW01, STGNXASP113TW01, STGNXFSP113TW01, STGNYASP093CW01, STGNYASP113TN01, STGNYASP113TW01, STGNYFSP113TW01 and STGWWYASP113TW01
	20618	Fill Hose	10 feet; Hose is equipped with 2 standard hose couplings; Models HTENXASP283CW01, HTENXASP293CW01, HTENYASP283CW01, HTENYASP293CW01, HTGNXASP093CW01, PTEJCASP174TG01, PTEJXASP174TG01, PTGJCASP114TG01, PTGJXASP114TG01, STENCASP173TW01, STENCFSP173TW01, STENEASP283CW01, STENEASP293CW01, STENXASP173TW01, STENXASP283CW01, STENXASP293CW01, STENXFSP173TW01, STENYASP173TN01, STENYASP173TW01, STENYASP283CW01, STENYASP293CW01, STENYFSP173TW01, STEWYASP173TW01, STGNCASP113TW01, STGNCFSP113TW01, STGNEASP093CW01, STGNXASG113TW01, STGNXASP093CW01, STGNXASP113TW01, STGNXFSP113TW01, STGNYASP093CW01, STGNYASP113TN01, STGNYASP113TW01, STGNYFSP113TW01 and STGWWYASP113TW01
	202800	Fill Hose	4 feet; Hose is equipped with 1 standard and 1 BSPP hose coupling; All other models
3	803615	Washer	Filter screen
	802254	Washer	Flow restrictor; Water pressure reducer; Available for water pressure up to but not exceeding 120 psi
4	F200116	Water Hose	5 feet; Includes items 1-3; Hose is equipped with 2 standard hose couplings; Models HTENXASP283CW01, HTENXASP293CW01, HTENYASP283CW01, HTENYASP293CW01, HTGNXASP093CW01, PTEJCASP174TG01, PTEJXASP174TG01, PTGJCASP114TG01, PTGJXASP114TG01, STENCASP173TW01, STENCFSP173TW01, STENEASP283CW01, STENEASP293CW01, STENXASP173TW01, STENXASP283CW01, STENXASP293CW01, STENXFSP173TW01, STENYASP173TN01, STENYASP173TW01, STENYASP283CW01, STENYASP293CW01, STENYFSP173TW01, STEWYASP173TW01, STGNCASP113TW01, STGNCFSP113TW01, STGNEASP093CW01, STGNXASG113TW01, STGNXASP093CW01, STGNXASP113TW01, STGNXFSP113TW01, STGNYASP093CW01, STGNYASP113TN01, STGNYASP113TW01, STGNYFSP113TW01 and STGWWYASP113TW01
	203676	Hose and Washers Kit	4 feet; Includes items 1 and 2; Hose is equipped with 2 standard hose couplings; Models HTENXASP133DW01, HTENXASP543DW01, HTGNXASP123DW01, HTGNXASP543DW01, STENXASP133DW01, STENXASP543DN01, STENXASP543DW01, STGNXASP123DW01, STGNXASP543DN01 and STGNXASP543DW01
	203675	Hose and Washers Kit	4 feet; Includes items 1 and 2; Hose is equipped with 1 standard and 1 BSPP hose coupling; All other models

Outer Tub, Front and Clamp Ring

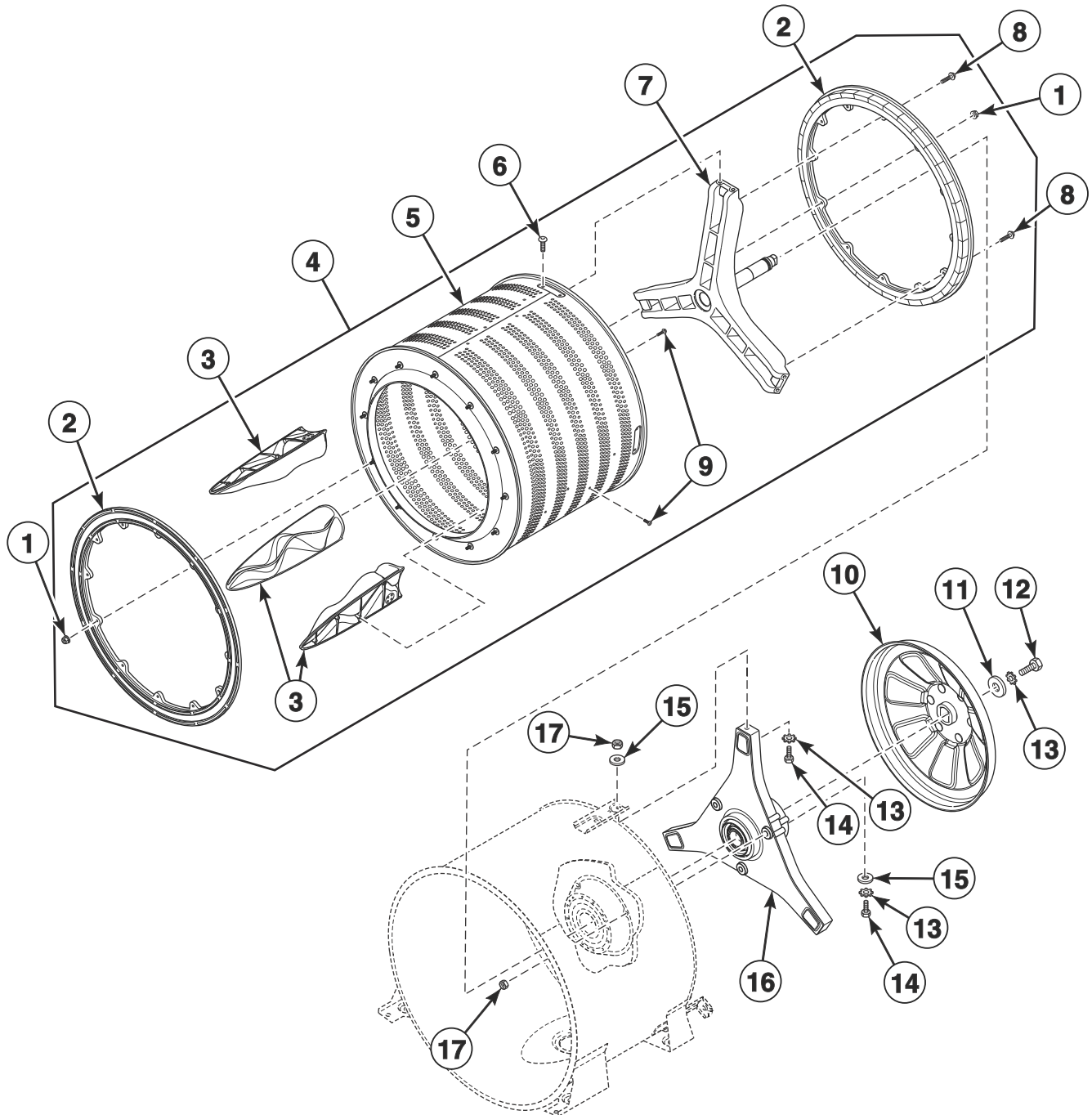


FLW1810P_806119

Outer Tub, Front and Clamp Ring

REF	PART NO.	DESCRIPTION	COMMENTS
1	803415	Out-of-Balance Switch Assembly	
2	800461	Screw	
3	804458	Washer	
4	804457	Out-of-Balance Switch Bracket	
5	800452	Nut	
6	685847	Pop Rivet	
7	800553	Hose Clip	
8	500049	Warning Label	
9	803837	Pressure Bulb	
10	36985	Hose Clip	
11	804483	Pressure Sensor Tube Assembly	
12	803891	Hose Clamp	
13	29175	Grommet	
14	803865	Outer Tub Assembly	Models with heater
	803864	Outer Tub Assembly	All other models
15	803777	Shock Assembly	Must replace all four
16	803810	Counterweight	
17	803770	Tub Front	
18	804777P	Heating Element	Includes thermistor; Models with heater
19	804778P	Heating Element	Models with heater
20	806308	Foreign Object Deflector	Black; Includes screws
	806313	Foreign Object Deflector	Tall; Gray; Includes screws
21	803801	Tub Front Seal	
22	803802	Clamp Ring	
23	F430218	Nut	
24	M400081	Washer	
25	800462	Screw	
26	802596	Screw	
27	804467	Clothes Guard Deflector	
	804482	Clothes Guard Deflector	Heavy duty
28	803879	Tub Front Assembly	Includes items 17, 26, 27 and 29
29	802343	Nut	

Inner Basket, Trunnion, Bearing Housing and Pulley

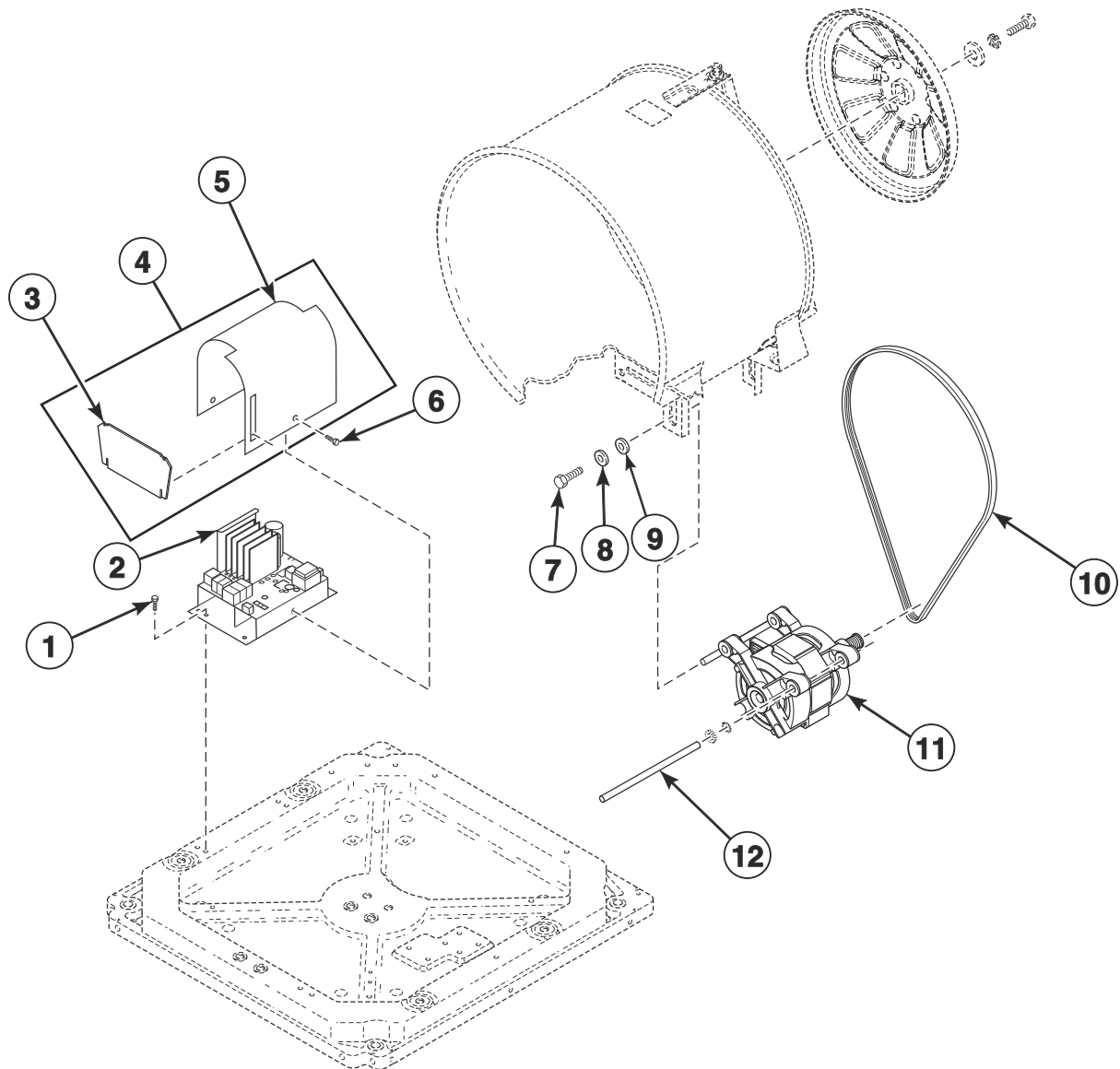


FLW1803P_806119

Inner Basket, Trunnion, Bearing Housing and Pulley

REF	PART NO.	DESCRIPTION	COMMENTS
	27604P	Anti-Seize Compound	Pulley to inner basket shaft
	805730	Bearing Kit	
1	804418	Nut	
2	804393	Balance Ring Assembly	
3	804382	Lifter	
4	805485	Inner Basket Assembly	Models STENXASP433AW12 and STGNXASP303AW12
	804376P	Inner Basket Assembly Kit	All other models
5	804374P	Inner Basket Assembly	
6	804699	Screw	
7	804405	Trunnion Assembly	
8	804399	Screw	
9	800548	Screw	
10	803974	Pulley Assembly	
11	685831	Screw	Left hand thread
12	M403958	Washer	
13	800464	Washer	
14	M400043	Screw	
15	800457	Washer	
16	805525	Bearing Housing Kit	Includes hardware and tool
17	800452	Nut	

Motor and Belt



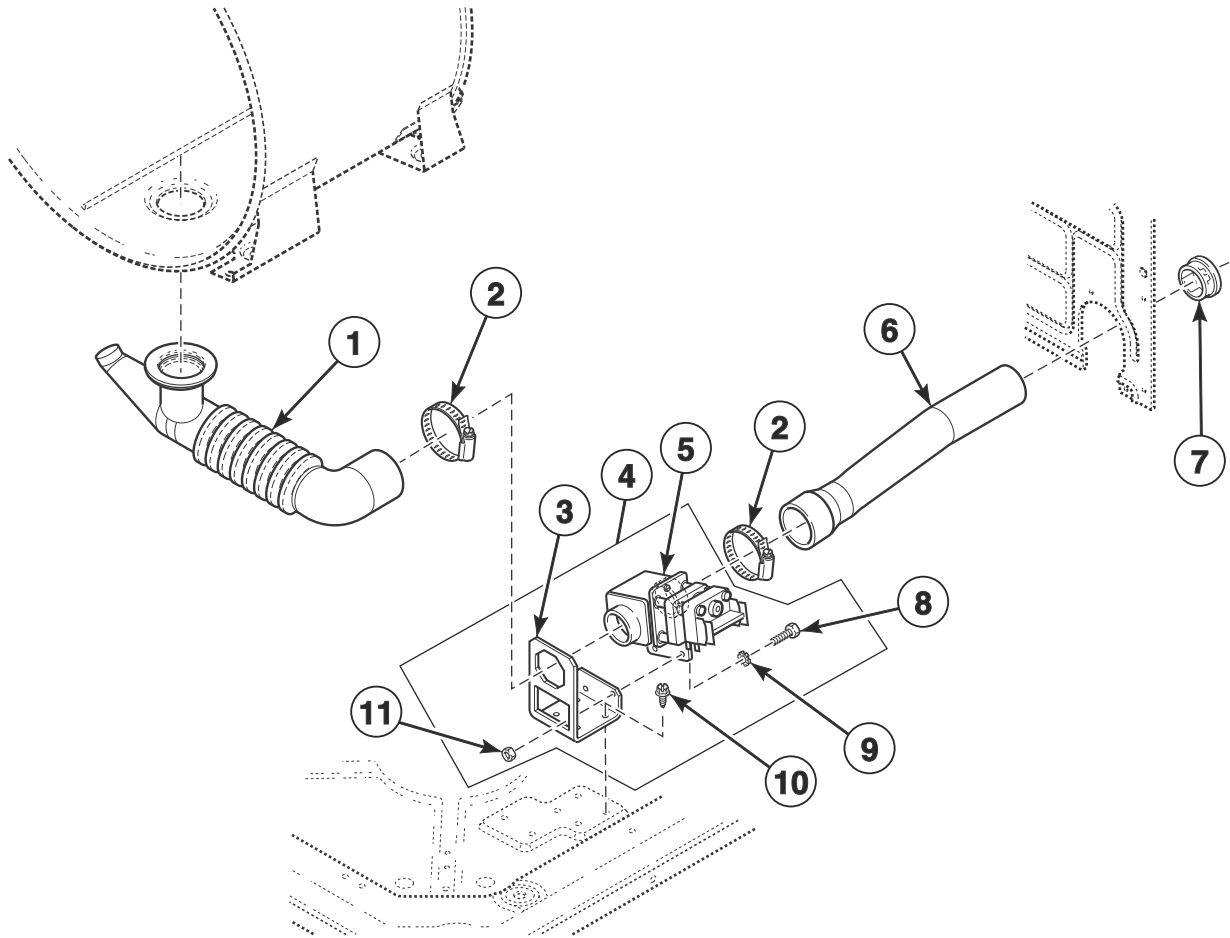
FLW1794P_806119

Motor and Belt

REF	PART NO.	DESCRIPTION	COMMENTS
1	503661	Screw	
2	803949P	Inverter Control Assembly	
3	806258	End Shield	All models except HTENXASP283CW01, HTENXASP293CW01, HTENYASP283CW01, HTENYASP293CW01, HTGNXASP093CW01, NT3JLASP403NN22, NT3JLASP403NW22, NTHJXASP543NW01, NTHJYASP543NW01, PTEJCASP174TG01, PTEJXASP174TG01, PTGJCASP114TG01, PTGJXASP114TG01, ST3JXASP403NW22, STENCASP173TW01, STENCFSP173TW01, STENEASP283CW01, STENEASP293CW01, STENXASP173TW01, STENXASP283CW01, STENXASP293CW01, STENXFSP173TW01, STENYASP173TN01, STENYASP173TW01, STENYASP283CW01, STENYASP293CW01, STENYFSP173TW01, STEWYAJP303NN22, STEWYAJP303NW22, STEWYASP173TW01, STGNCASP113TW01, STGNCFSP113TW01, STGNEASP093CW01, STGNXASG113TW01, STGNXASP093CW01, STGNXASP113TW01, STGNXFSP113TW01, STGNYASP093CW01, STGNYASP113TN01, STGNYASP113TW01, STGNYFSP113TW01, STGWYAJP303NN22, STGWYASP113TW01, STLNXASP543NW23, STLNYASP543NW23, STLWXASP543NN22 and TT3JXASP403NW22
4	806498	Motor Control Shield	Includes items 3 and 5; All models except HTENXASP283CW01, HTENXASP293CW01, HTENYASP283CW01, HTENYASP293CW01, HTGNXASP093CW01, NT3JLASP403NN22, NT3JLASP403NW22, NTHJXASP543NW01, NTHJYASP543NW01, PTEJCASP174TG01, PTEJXASP174TG01, PTGJCASP114TG01, PTGJXASP114TG01, ST3JXASP403NW22, STENCASP173TW01, STENCFSP173TW01, STENEASP283CW01, STENEASP293CW01, STENXASP173TW01, STENXASP283CW01, STENXASP293CW01, STENXFSP173TW01, STENYASP173TN01, STENYASP173TW01, STENYASP283CW01, STENYASP293CW01, STENYFSP173TW01, STEWYAJP303NN22, STEWYAJP303NW22, STEWYASP173TW01, STGNCASP113TW01, STGNCFSP113TW01, STGNEASP093CW01, STGNXASG113TW01, STGNXASP093CW01, STGNXASP113TW01, STGNXFSP113TW01, STGNYASP093CW01, STGNYASP113TN01, STGNYASP113TW01, STGNYFSP113TW01, STGWYAJP303NN22, STGWYASP113TW01, STLNXASP543NW23, STLNYASP543NW23, STLWXASP543NN22 and TT3JXASP403NW22
5	804878	Motor Control Shield	
6	501524	Screw	
7	M400057	Screw	
8	02834	Washer	
9	M400080	Washer	
10	804985	Drive Belt	
11	805726P	Motor and Rod Assembly Kit	Includes item 12
12	803861	Motor Rod	

Drain Hose and Valve

Gravity Drain Models



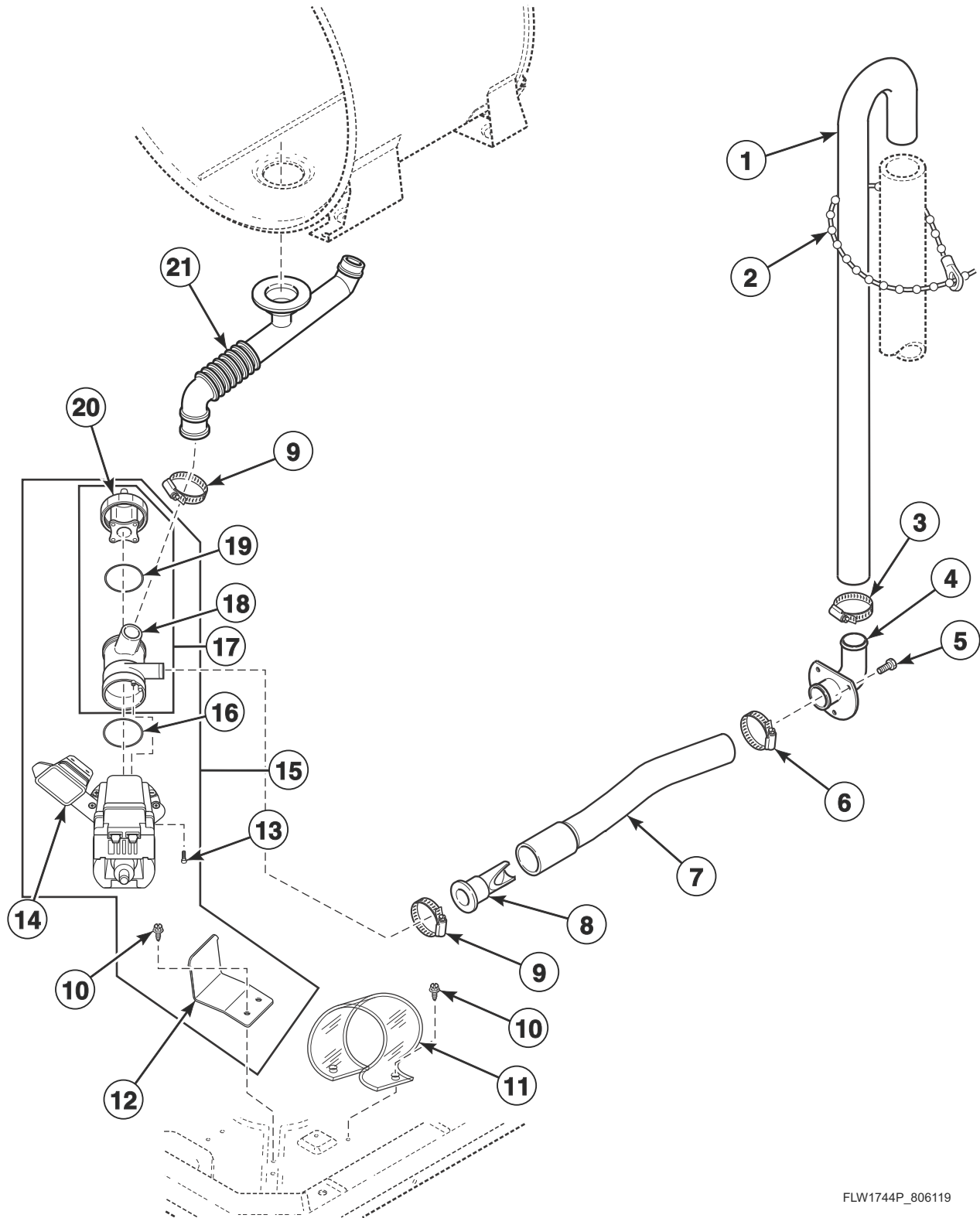
FLW1745P_806119

Drain Hose and Valve

REF	PART NO.	DESCRIPTION	COMMENTS
1	803873	Tub-to-Drain Hose	Models with heater
	803874	Tub-to-Gravity Drain Hose	Models without heater
2	685725	Hose Clamp	
3	803291	Gravity Drain Bracket	
4	F975P3	Drain Valve Kit	120 Volt; Models STGNXASG113JW01 and STGNXASG113TW01
	F976P3	Drain Valve Kit	220 Volt; All other models
5	803293	Drain Valve	120 Volt; Models STGNXASG113JW01 and STGNXASG113TW01
	803292	Gravity Drain Valve	220 Volt; All other models
6	800903	Drain-to-Cabinet Hose	
7	503235	Snap Bushing	
8	02916	Screw	
9	M400017	Washer	
10	503661	Screw	
11	29786	Nut	

Drain Hose and Pump

Pump Models

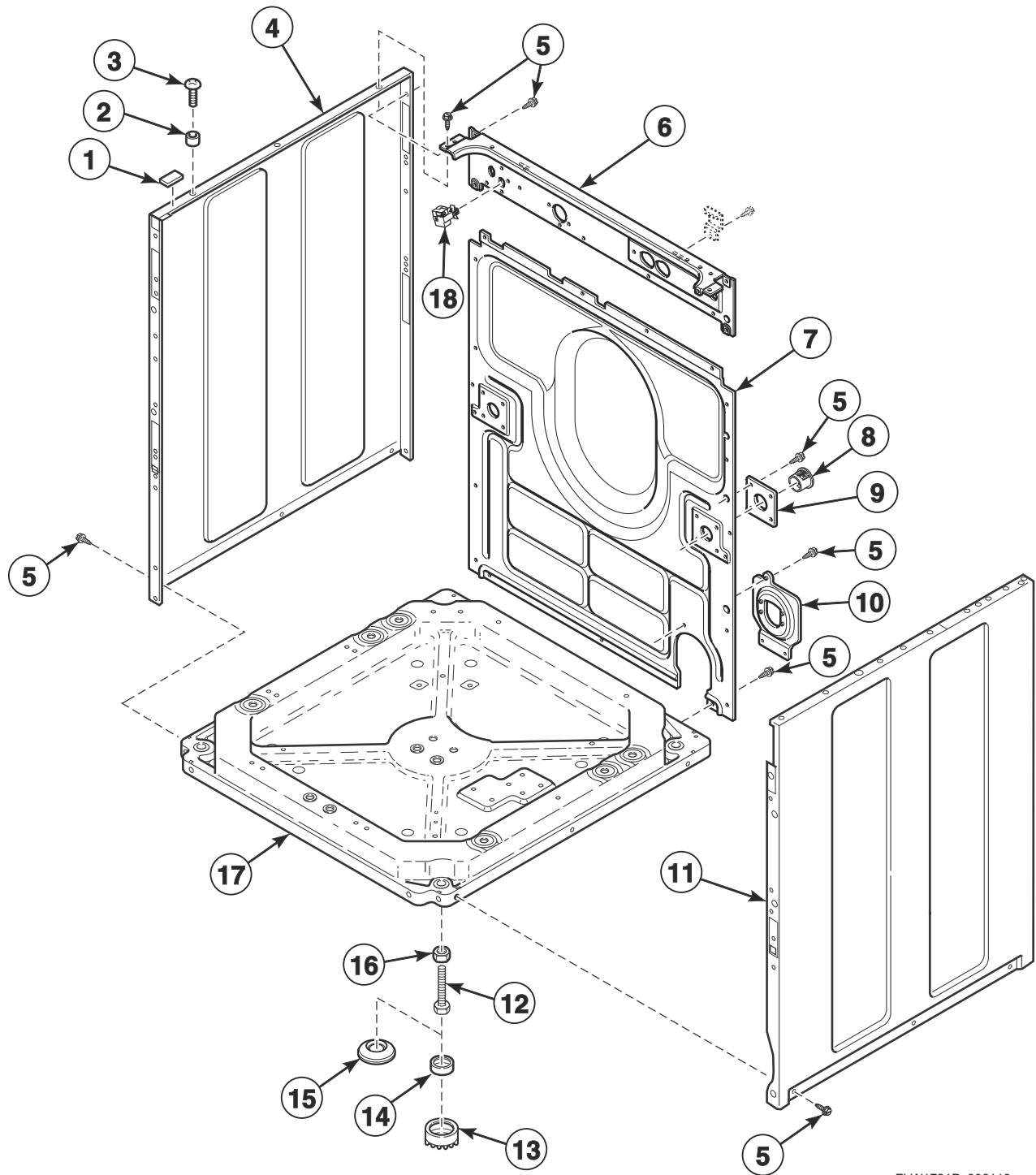


FLW1744P_806119

Drain Hose and Pump

REF	PART NO.	DESCRIPTION	COMMENTS
	805771	Pump-to-Gravity Drain Kit	100-127 Volt models
	805769	Pump-to-Gravity Drain Kit	220-240 Volt models with heater
	805770	Pump-to-Gravity Drain Kit	220-240 Volt models without heater
1	27154	Drain Hose	
2	33489	Standpipe Strap	
3	20211	Hose Clamp	
4	35766	Drain Hose Elbow	
5	52909	Screw	
6	20391	Hose Clamp	
7	803734	Pump-to-Elbow Hose	
8	800310	Backflow Preventer	
9	F200204	Hose Clamp	
10	503661	Screw	
11	805561	Drain Pump Drip Shield	All models except HTENXASP283CW01, HTENXASP293CW01, HTENYASP283CW01, HTENYASP293CW01, HTGNXASP093CW01, NT3JLASP403NN22, NT3JLASP403NW22, NT3JXASP403NW22, NTHJXASP543NW01, NTHJYASP543NW01, PTEJCASP174TG01, PTEJXASP174TG01, PTGJCASP114TG01, PTGJXASP114TG01, ST3JXASP403NW22, STENCASP173TW01, STENCFSP173TW01, STENEASP283CW01, STENEASP293CW01, STENXASP173TW01, STENXASP283CW01, STENXASP293CW01, STENXFSP173TW01, STENYASP173TN01, STENYASP173TW01, STENYASP283CW01, STENYASP293CW01, STENYFSP173TW01, STEWYASP303NN22, STEWYAJP303NW22, STEWYASP173TW01, STGNCASP113TW01, STGNCFSP113TW01, STGNEASP093CW01, STGNXASP093CW01, STGNXASP113TW01, STGNXFSP113TW01, STGNYASP093CW01, STGNYASP113TN01, STGNYASP113TW01, STGNYFSP113TW01, STGWYAJP303NN22, STGWYASP113TW01, STLNXASP543NW23, STLNYASP543NW23, STLWXASP543NN22 and TT3JXASP403NW22
12	803814	Drain Base Bracket	
13	802431	Screw	
14	803815	Drain Pump Isolator	
15	805722P	Drain Pump Assembly	208-240 Volt; 60 Hertz; Includes items 10, 12-14 and 16-20; Models HTENXASP543DW01, HTGNXASP543DW01, NTHJXASP543NW01, NTHJYASP543NW01, PTEJXASP543ZG01, PTGJXASP543ZG01, STENXASP543DN01, STENXASP543DW01, STGNXASP543DN01, STGNXASP543DW01, STLNXASP543NW23, STLNYASP543NW23, STLNYASP543PW01 and STLWXASP543NN22
	803921P	Drain Pump Assembly	120 Volt; 60 Hertz; Includes items 10, 12-14 and 16-20; Models HTENXASP283CW01, HTENXASP293CW01, HTENYASP283CW01, HTENYASP293CW01, HTGNXASP093CW01, HTGNXASP113FW01, PTEJCASP174TG01, PTEJXASP174TG01, PTGJCASP114TG01, PTGJXASP114TG01, STENCASP173TW01, STENCFSP173TW01, STENEASP283CW01, STENEASP293CW01, STENXASP173TW01, STENXASP283CW01, STENXASP293CW01, STENXFSP173TW01, STENYASP173TN01, STENYASP173TW01, STENYASP283CW01, STENYASP293CW01, STENYFSP173TW01, STEWYASP173TW01, STGNEASP093CW01, STGNXASP093CW01, STGNXASP113TW01, STGNYASP093CW01, STGNYASP113TN01, STGNYASP113TW01, STGNYFSP113TW01 and STGWYASP113TW01
	805724P	Drain Pump Assembly	100-127 Volt; 60 Hertz; Includes items 10, 12-14 and 16-20; Models HTENXASP133DW01, HTGNXASP123DW01, STENXASP133DW01 and STGNXASP123DW01
	803922	Drain Pump Assembly	220-240 Volt; 50 Hertz; Includes items 10, 12-14 and 16-20; All other models
16	802429P	O-Ring	
17	802434P	Pump Housing Assembly	Includes items 18-20
18	802428	Pump Housing	
19	802427	Gasket	
20	802426P	Lid Assembly	Includes filter
21	803816	Tub-to-Pump Hose	Models with heater
	803829	Tub-to-Pump Hose	Models without heater

Washer Base, Side Panels and Rear Panel



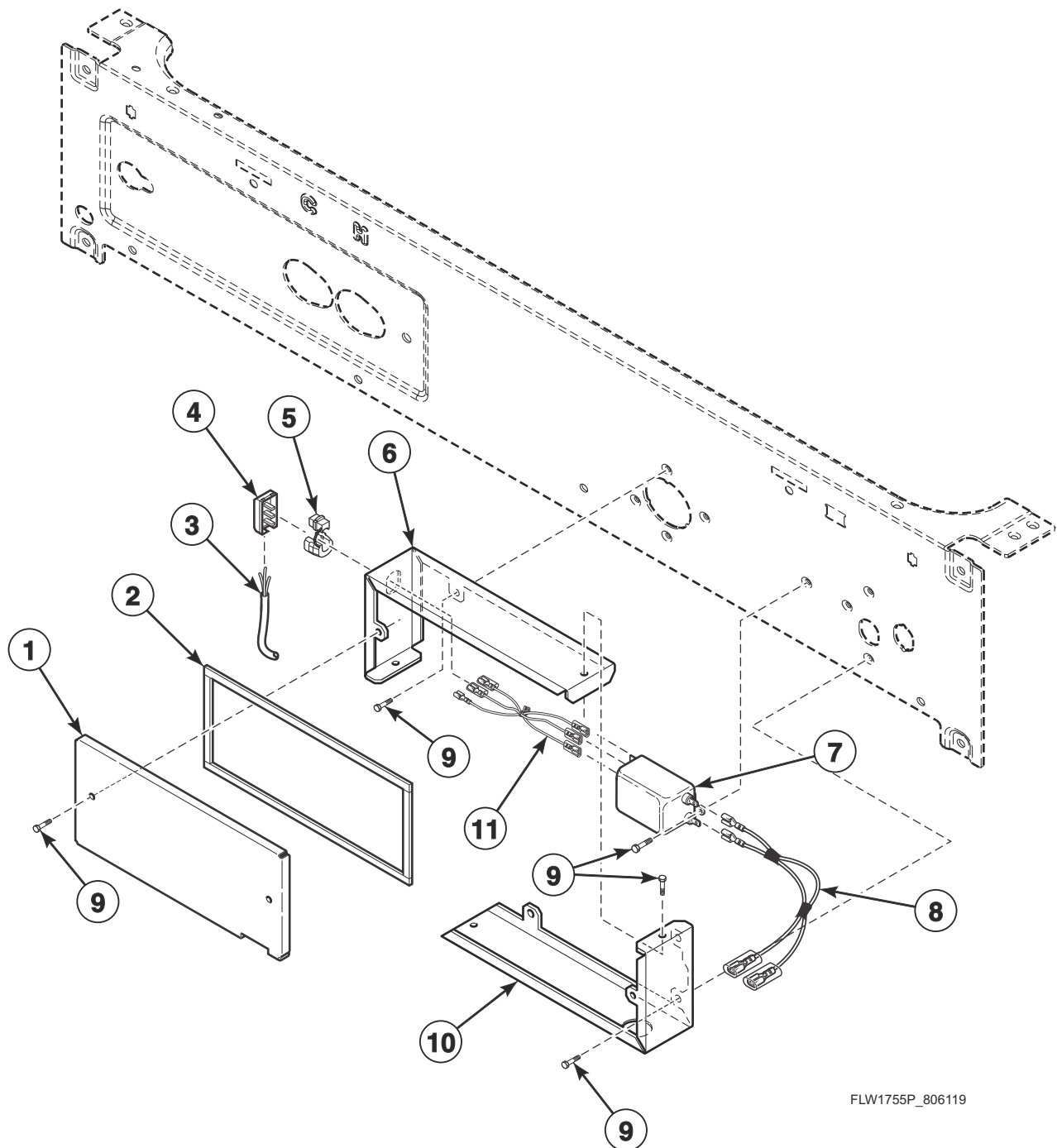
FLW1721P_806119

Washer Base, Side Panels and Rear Panel

REF	PART NO.	DESCRIPTION	COMMENTS
	122P4P	Porcelain Touch-Up Paint	White
	806436P	Paint	Dark gray
1	36226	Bumper Pad	
2	56079	Panel Locator	
3	806276	Screw	Use with stainless steel panels
	39733	Screw	Use with painted panels
4	802525P	Cabinet Side Panel	Left; Stainless steel
	800004WP	Cabinet Panel Kit	Left; White; Includes corner gusset with hardware
	800004DG	Cabinet Side Panel	Left; Dark gray
5	503661	Screw	
6	803790	Rear Panel	Fixed
7	803789	Rear Panel	Removable
8	803859	Shipping Plug	
9	803851	Shipping Plate	
10	803833	Gravity Drain Bracket	Models BT3JGAJG403UW01, BT3JGAJG403UW06, BT3JGASG403UW01, BT3JGASG403UW06, BT3JLASG403UW01, BT3JLASG403UW06, BT3JXASG403UW01, BT3JXASG403UW06, JT1JMASG413EN06, JT2JMASG413EN06, NT3JLASG403UW01, NT3JXASG403UW01, PT2JGAJG403UG06, PT2JGASG403UG06, PT2JXASG403UG06, PT3JGAJG403UG06, PT3JGASG403UG06, PT3JXASG403UG06, PTEJXASG303UG06, PTEJXASG543ZG01, PTGJXASG303UG06, PTGJXASG543ZG01, STGNXASG113JW01 and STGNXASG113TW01
	803828	Drain Hose Bracket	All other models
11	802526P	Cabinet Side Panel	Right; Stainless steel
	806492	Side Panel Kit	Right; White
	800005DG	Cabinet Side Panel	Right; Dark gray
12	501855	Rubber Foot	Use to prevent movement on smooth surface floor coverings; Install over two existing front rubber feet (item 17)
13	34318	Rubber Foot	
14	155P3	Anchor	Includes 4 rubber discs with adhesive backing
	802844P	Anchor Floor Mount Assembly	Includes 2 rubber discs with adhesive backing
15	34319	Leveling Leg	
16	21899	Nut	
17	803876	Base Assembly	
18	202470	Pressure Sensor	

Washer Junction Box

Models HTENXASP133DW01, HTENXASP133FW01, HTENXASP543DW01, HTGNXASP113FW01, HTGNXASP123DW01, HTGNXASP543DW01, PTEJXASG303UG06, PTEJXASG543ZG01, PTEJXASP303UG06, PTEJXASP434AG01, PTEJXASP543ZG01, PTGJXASG303UG06, PTGJXASG543ZG01, PTGJXASP303UG06, PTGJXASP304AG01, PTGJXASP543ZG01, STENXASP133DW01, STENXASP133FW01, STENXASP433AW01, STENXASP433AW12, STENXASP543DN01, STENXASP543DW01, STEWYAJP303NN22, STEWYAJP303NW22, STGNXASG113JW01, STGNXASP113FW01, STGNXASP123DW01, STGNXASP303AW01, STGNXASP303AW12, STGNXASP543DN01, STGNXASP543DW01, STGWYAJP303NN22, STLNXASP543NW23, STLNYASP543NW23, STLNYASP543PW01 and STLWXASP543NN22



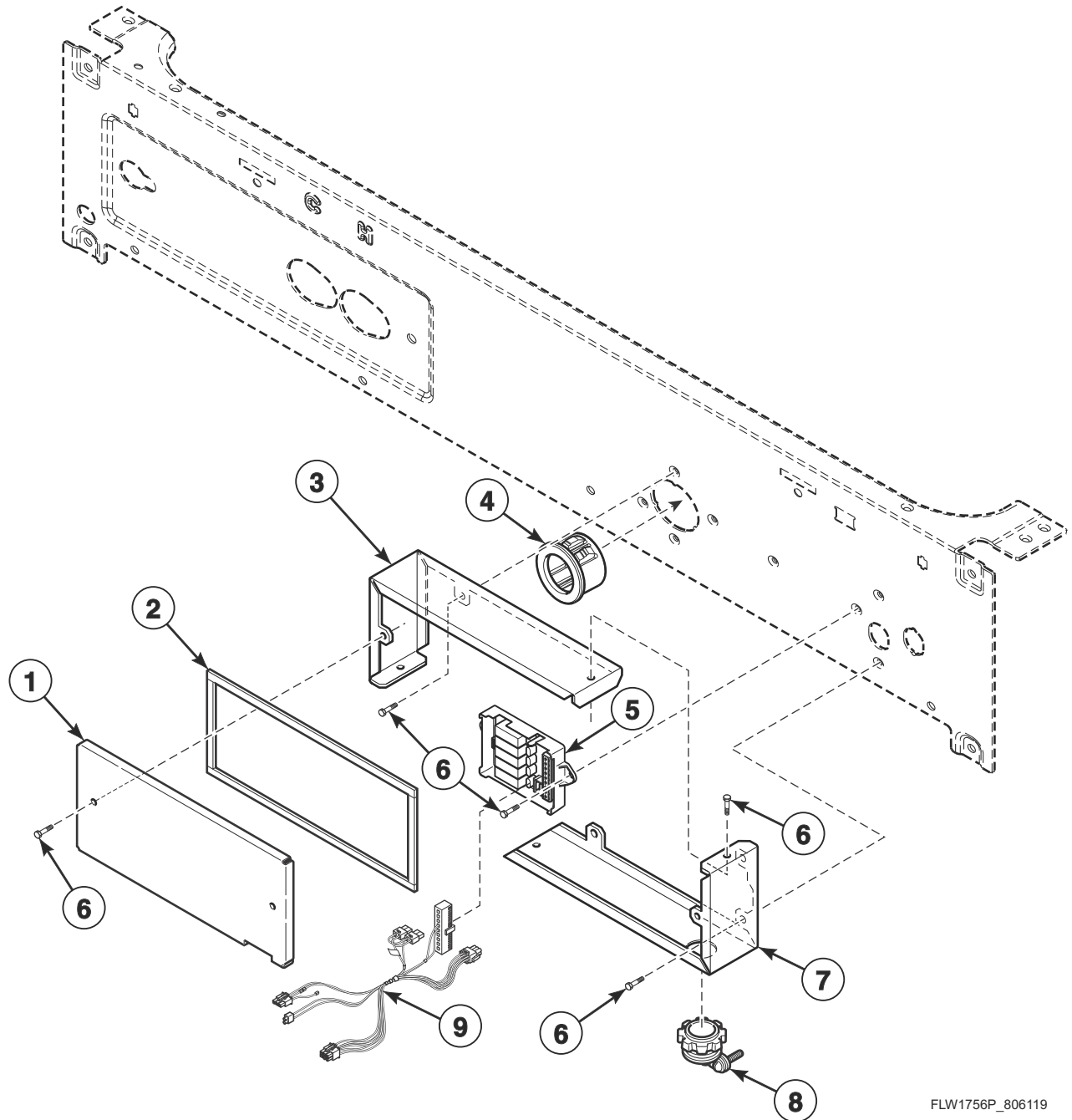
FLW1755P_806119

Washer Junction Box

REF	PART NO.	DESCRIPTION	COMMENTS
1	803820	Junction Box Cover	
2	803832	Junction Box Seal	
3	39926	Lead-In Cord	Models STLNXASP543NW23, STLNYASP543NW23, STLNYASP543PW01 and STLWXASP543NN22
	202624	Power Cord Assembly	Model STGNXASG113JW01
	39931	Power Cord Assembly	Models PTEJXASP434AG01, PTGJXASP304AG01, STENXASP433AW01, STENXASP433AW12, STGNXASP303AW01 and STGNXASP303AW12
	804556	Lead-In Cord Assembly	Models HTENXASP133DW01, HTENXASP543DW01, HTGNXASP123DW01, HTGNXASP543DW01, STENXASP133DW01, STENXASP543DN01, STENXASP543DW01, STGNXASP123DW01, STGNXASP543DN01 and STGNXASP543DW01
	802012	Power Cord Assembly	Models HTENXASP133FW01, HTGNXASP113FW01, STENXASP133FW01 and STGNXASP113FW01
	801450	Power Cord Assembly	All other models
4	39922	Cable Connection Box	All models except STGNXASG113JW01
5	60298	Strain Relief	Model STGNXASG113JW01
	38384	Strain Relief	All other models
6	804559	Junction Box	Upper; Model STGNXASG113JW01
	803818	Junction Box	Upper; All other models
7	805633	Line Filter	All models except STEWYAJP303NN22, STEWYAJP303NW22 and STGWYAJP303NN22 starting Serial Nos. beginning 1610
8	804396	Filter Harness	All models except STEWYAJP303NN22, STEWYAJP303NW22 and STGWYAJP303NN22 starting Serial Nos. beginning 1610
9	503661	Screw	
10	804561	Junction Box	Lower; Models STEWYAJP303NN22, STEWYAJP303NW22 and STGWYAJP303NN22
	803819	Junction Box	Lower; All other models
11	804805	Filter Jumper Harness	Filter to terminal block; Models STEWYAJP303NN22, STEWYAJP303NW22 and STGWYAJP303NN22; All other models except STGNXASG113JW01 through Serial Nos. beginning 1610
	801420	Filter Jumper Harness	Filter to terminal block; All models except STEWYAJP303NN22, STEWYAJP303NW22 and STGWYAJP303NN22 starting Serial Nos. beginning 1610

Supply Injection Junction Box

Models BT3JGAJG403UW01, BT3JGAJG403UW06, BT3JGAJP403UN01, BT3JGAJP403UN06, BT3JGAJP403UW01, BT3JGAJP403UW06, PT2JGAJG403UG06, PT2JGAJP403UG06, PT3JGAJG403UG06, PT3JGAJP403UG06, STEWYAJP303NN22, STEWYAJP303NW22 and STGWYAJP303NN22

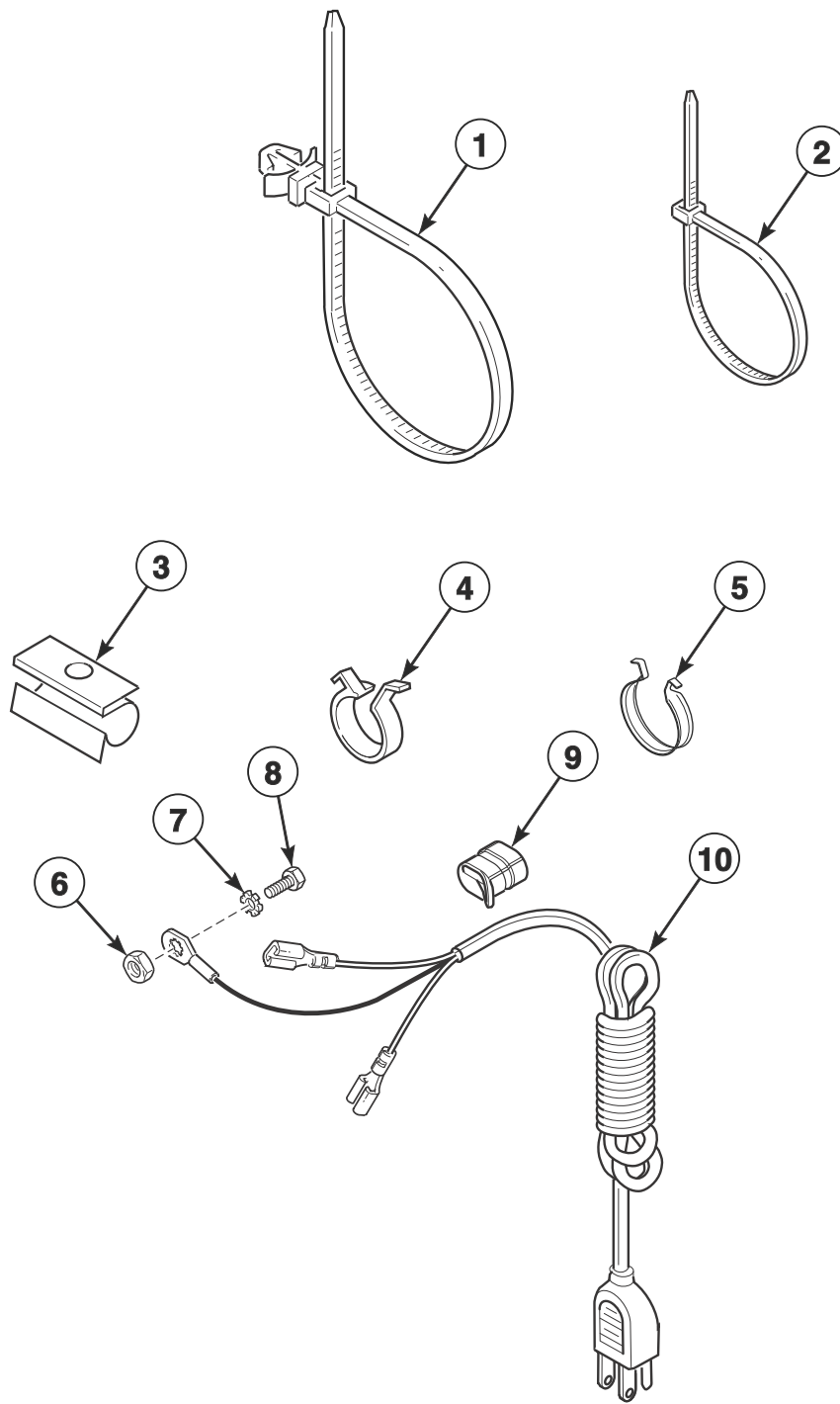


FLW1756P_806119

Supply Injection Junction Box

REF	PART NO.	DESCRIPTION	COMMENTS
	805772	Chemical Injection Conversion Kit	
	804607	Chemical Injection Label	
1	803820	Junction Box Cover	
2	803832	Junction Box Seal	
3	803818	Junction Box	Upper; Models STEWYAJP303NN22, STEWYAJP303NW22 and STGWYAJP303NN22
	803827	Junction Box	All other models
4	M402542	Snap Bushing	
5	804528	Chemical Injection Control	
6	503661	Screw	Upper
7	804561	Junction Box	Lower
8	M400149	Connector	
9	804799	Supply Injection Wire Harness Assembly	

Washer Lead-In Cord, Wire Ties and Harness Clips



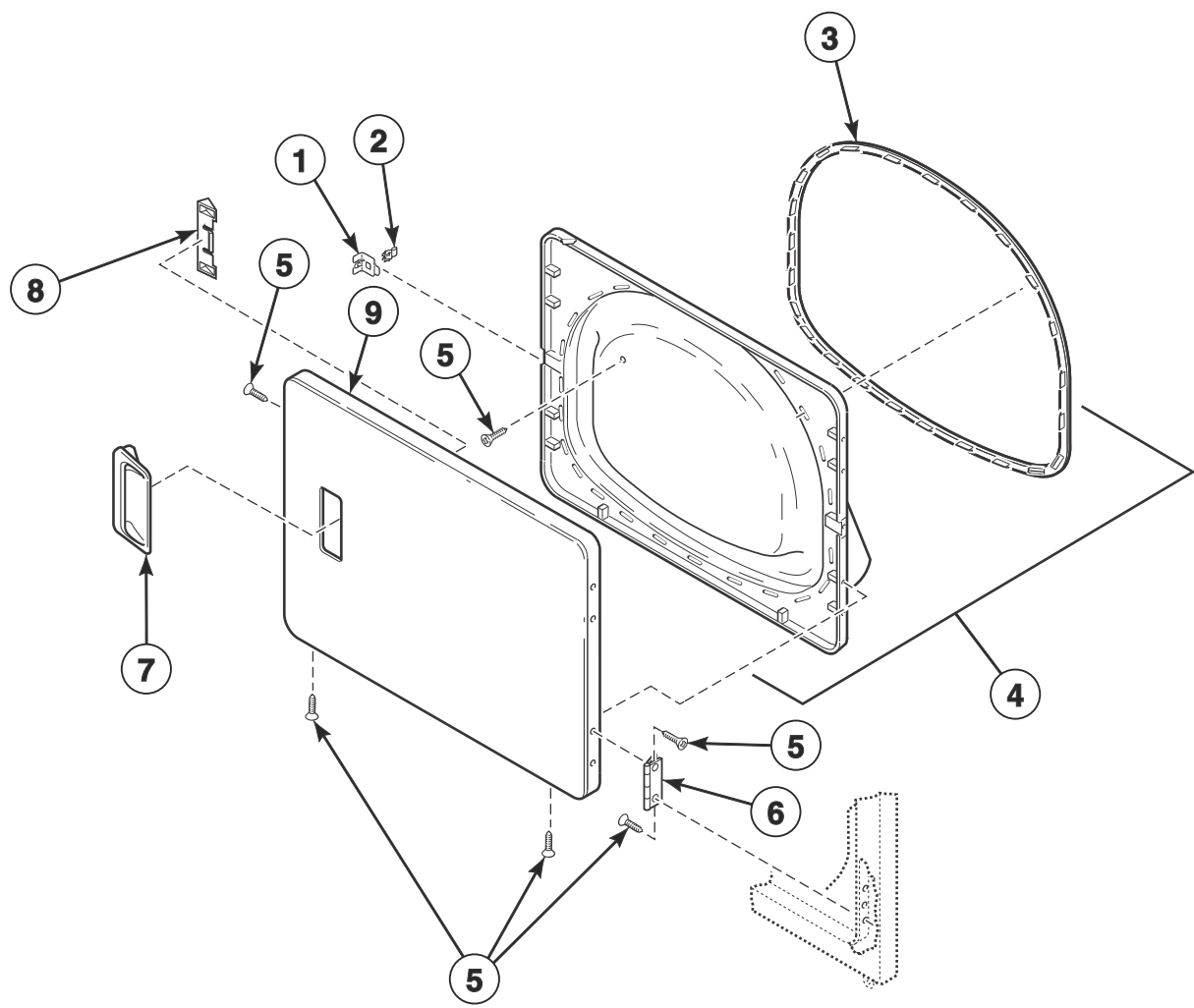
FLW823P_806119

Washer Lead-In Cord, Wire Ties and Harness Clips

REF	PART NO.	DESCRIPTION	COMMENTS
	805832	Conversion Kit	Use to convert from 400 Volt, 50 Hertz 3-Phase to 230 Volt, 50 Hertz, single phase
1	38663	Wire Tie	
2	55881	Harness Strap	
3	36985	Hose Clip	
4	504034	Wire Clip	Small
5	687500	Wire Clip	Large
6	03673	Nut	
7	03815	Washer	
8	20530	Screw	
9	38384	Strain Relief	
10	202777	Lead-In Cord	Models PTEJCASP174TG01, PTEJXASP174TG01, PTGJCASP114TG01, PTGJXASP114TG01, STENCASP173TW01, STENCFSP173TW01, STENXASP173TW01, STENXFSP173TW01, STENYASP173TN01, STENYASP173TW01, STENYFSP173TW01, STEWYASP173TW01, STGNCASP113TW01, STGNCFSP113TW01, STGNXASG113TW01, STGNXASP113TW01, STGNXFSP113TW01, STGNYASP113TN01, STGNYASP113TW01, STGNYFSP113TW01 and STGWYASP113TW01
	805762	Power Cord Assembly	Models JT1JEASP413EW06, JT1JGASP413EW06, JT1JXASP413EW06, JT2JEASP413EW06, JT2JGASP413EW06, JT2JXASP413EW06, NT1JLASP413UW06, NTHJXASP543NW01 and NTHJYASP543NW01
	805761	Power Cord Assembly	Models BT3JGAJG403UW01, BT3JGAJG403UW06, BT3JGAJP403UN01, BT3JGAJP403UN06, BT3JGAJP403UW01, BT3JGAJP403UW06, BT3JGASG403UW01, BT3JGASG403UW06, BT3JGASP403UN01, BT3JGASP403UN06, BT3JGASP403UW01, BT3JGASP403UW06, BT3JLASG403UW01, BT3JLASG403UW06, BT3JLASP403UN01, BT3JLASP403UN06, BT3JLASP403UW01, BT3JLASP403UW06, BT3JXASG403UW01, BT3JXASG403UW06, BT3JXASP403UN01, BT3JXASP403UN06, BT3JXASP403UW01, BT3JXASP403UW06, JT1JMASG413EN06, JT2JMASG413EN06, NT1JXASP403UW06, NT2JLASP403UN01, NT2JLASP403UW01, NT2JLASP403UW06, NT2JXASP403UN01, NT2JXASP403UW06, NT3JLASG403UW01, NT3JLASP403NN22, NT3JLASP403NW22, NT3JLASP403UN01, NT3JLASP403UW01, NT3JXASG403UW01, NT3JXASP403NW22, NT3JXASP403UN01, NT3JXASP403UW01, PT2JGAJG403UG06, PT2JGAJP403UG06, PT2JGASG403UG06, PT2JGASP403UG06, PT2JXASG403UG06, PT2JXASP403UG06, PT3JGAJG403UG06, PT3JGAJP403UG06, PT3JGASG403UG06, PT3JGASP403UG06, PT3JXASG403UG06, PT3JXASP403UG06, ST1JXASP403EW06, ST2JXASP403EW06, ST3JXASP403NW22 and TT3JXASP403NW22

Dryer Door Without Window

Models with Solid Door



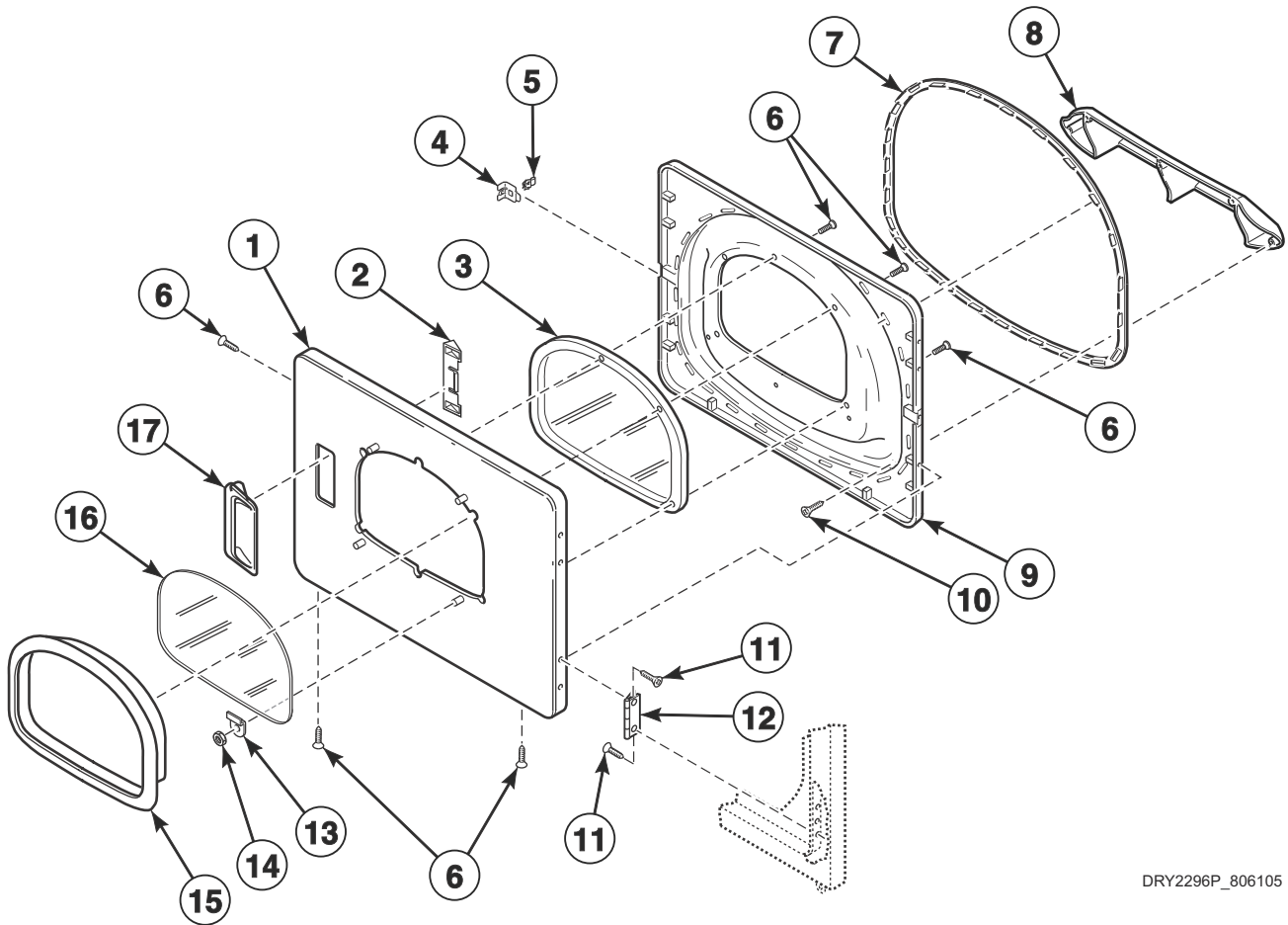
DRY1784P_806119

Dryer Door Without Window

REF	PART NO.	DESCRIPTION	COMMENTS
1	510127	Door Strike Mount	
2	510181	Door Strike	
3	510147P	Liner Door Seal	
4	513109P	Liner, Seal and Grill Assembly	Includes item 3; Models BT3JGAJP403UN01, BT3JGAJP403UN06, BT3JGASP403UN01, BT3JGASP403UN06, BT3JLASP403UN01, BT3JLASP403UN06, BT3JXASP403UN01, BT3JXASP403UN06, NT2JLASP403UN01, NT2JXASP403UN01, NT3JLASP403NN22, NT3JLASP403UN01, PTEJCASP174TG01, PTEJXASP174TG01, PTGJCASP114TG01, PTGJXASP114TG01, STENXASP543DN01, STENYASP173TN01, STEWYAJP303NN22, STGNXASP543DN01, STGNYASP113TN01, STGWYAJP303NN22 and STLWXASP543NN22
	510163WP	Liner, Seal and Grill Assembly	Includes item 3; All other models
5	505295	Screw	
6	511036	Hinge	
7	511213P	Door Pull and Wedge Kit	Black; Models BT3JGAJP403UN01, BT3JGAJP403UN06, BT3JGASP403UN01, BT3JGASP403UN06, BT3JLASP403UN01, BT3JLASP403UN06, BT3JXASP403UN01, BT3JXASP403UN06, NT2JLASP403UN01, NT2JXASP403UN01, NT3JLASP403NN22, NT3JLASP403UN01, STENXASP543DN01, STENYASP173TN01, STEWYAJP303NN22, STGNXASP543DN01, STGNYASP113TN01, STGWYAJP303NN22 and STLWXASP543NN22
	512947	Door Pull	Light gray; All other models
8	510129LG	Door Handle Wedge	Models BT3JGAJP403UN01, BT3JGAJP403UN06, BT3JGASP403UN01, BT3JGASP403UN06, BT3JLASP403UN01, BT3JLASP403UN06, BT3JXASP403UN01, BT3JXASP403UN06, NT2JLASP403UN01, NT2JXASP403UN01, NT3JLASP403NN22, NT3JLASP403UN01, PTEJCASP174TG01, PTEJXASP174TG01, PTGJCASP114TG01, PTGJXASP114TG01, STENXASP543DN01, STENYASP173TN01, STEWYAJP303NN22, STGNXASP543DN01, STGNYASP113TN01, STGWYAJP303NN22 and STLWXASP543NN22
	510129W	Door Handle Wedge	All other models
9	510013DG	Dryer Door	Dark gray
	512969	Dryer Door	Stainless steel

Dryer Door With Window (Drawing 1 of 3)

Models HTENXASP283CW01, HTENXASP293CW01, HTENYASP283CW01, HTENYASP293CW01, STENCASP173TW01, STENCFSP173TW01, STENEASP283CW01, STENEASP293CW01, STENXASP173TW01, STENXASP283CW01, STENXASP293CW01, STENXFSP173TW01, STENYASP173TW01, STENYASP283CW01, STENYASP293CW01, STENYFSP173TW01 and STEWYASP173TW01



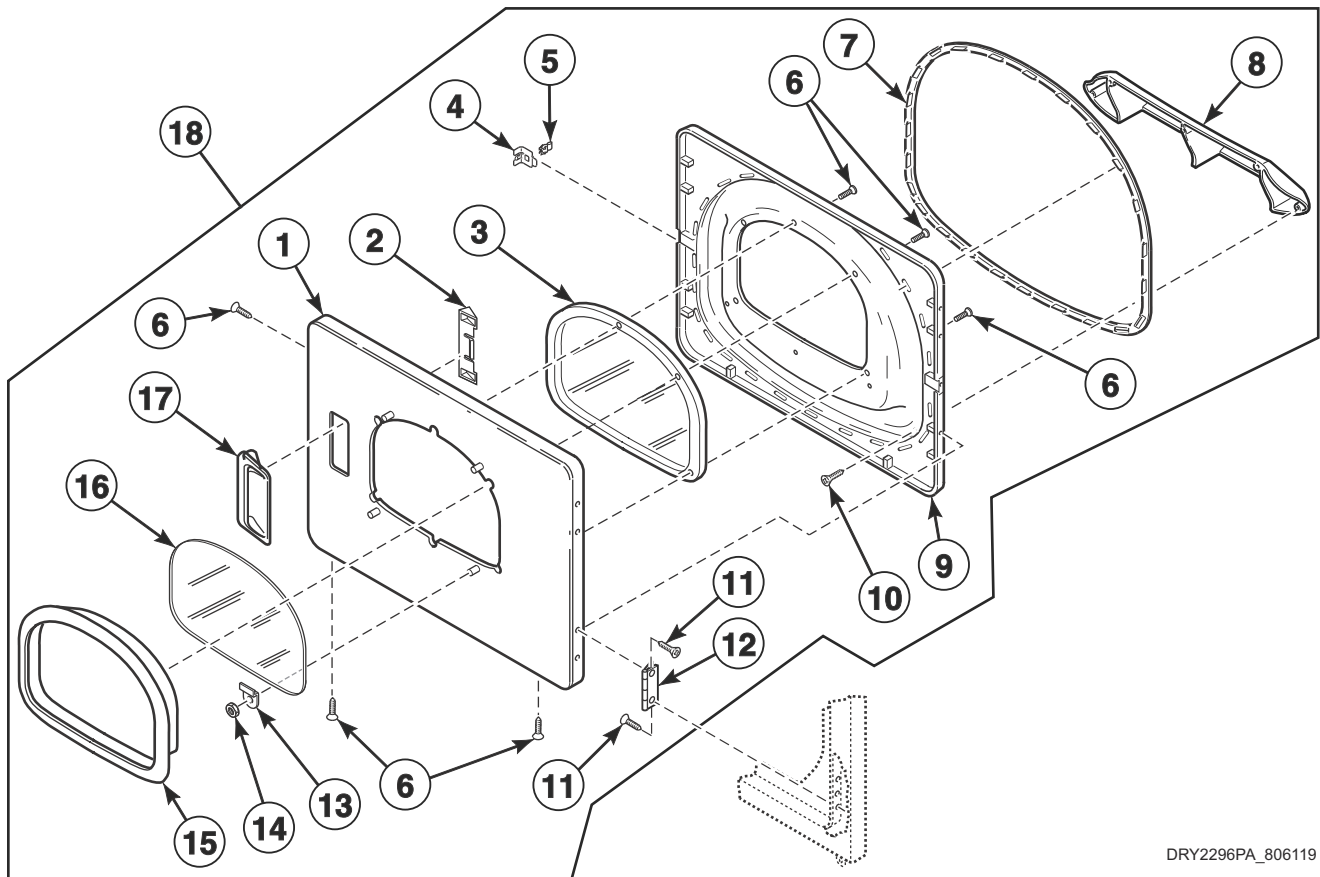
DRY2296P_806105

Dryer Door With Window (Drawing 1 of 3)

REF	PART NO.	DESCRIPTION	COMMENTS
1	514114W	Dryer Door Assembly	
2	510129LG	Door Handle Wedge	
3	503982P	Dryer Door Window	
4	510127	Door Strike Mount	
5	510181	Door Strike	
6	515597	Screw	
7	510147P	Liner Door Seal	
8	503870LG	Door Liner Grill	
9	510098LG	Liner and Seal Assembly	Includes item 7
10	505870	Screw	
11	505295	Screw	
12	511036	Hinge	
13	513958	Window Clip	
14	44071201	Nut	
15	513960W	Window Trim	
16	513910	Glass Door Window	
17	515950P	Door Pull and Wedge Kit	

Dryer Door With Window (Drawing 2 of 3)

Models HTGNXASP093CW01, STGNCASP113TW01, STGNCFSP113TW01, STGNEASP093CW01, STGNXASG113TW01, STGNXASP093CW01, STGNXASP113TW01, STGNXFSP113TW01, STGNYASP093CW01, STGNYASP113TN01, STGNYASP113TW01, STGNYFSP113TW01 and STGWYASP113TW01



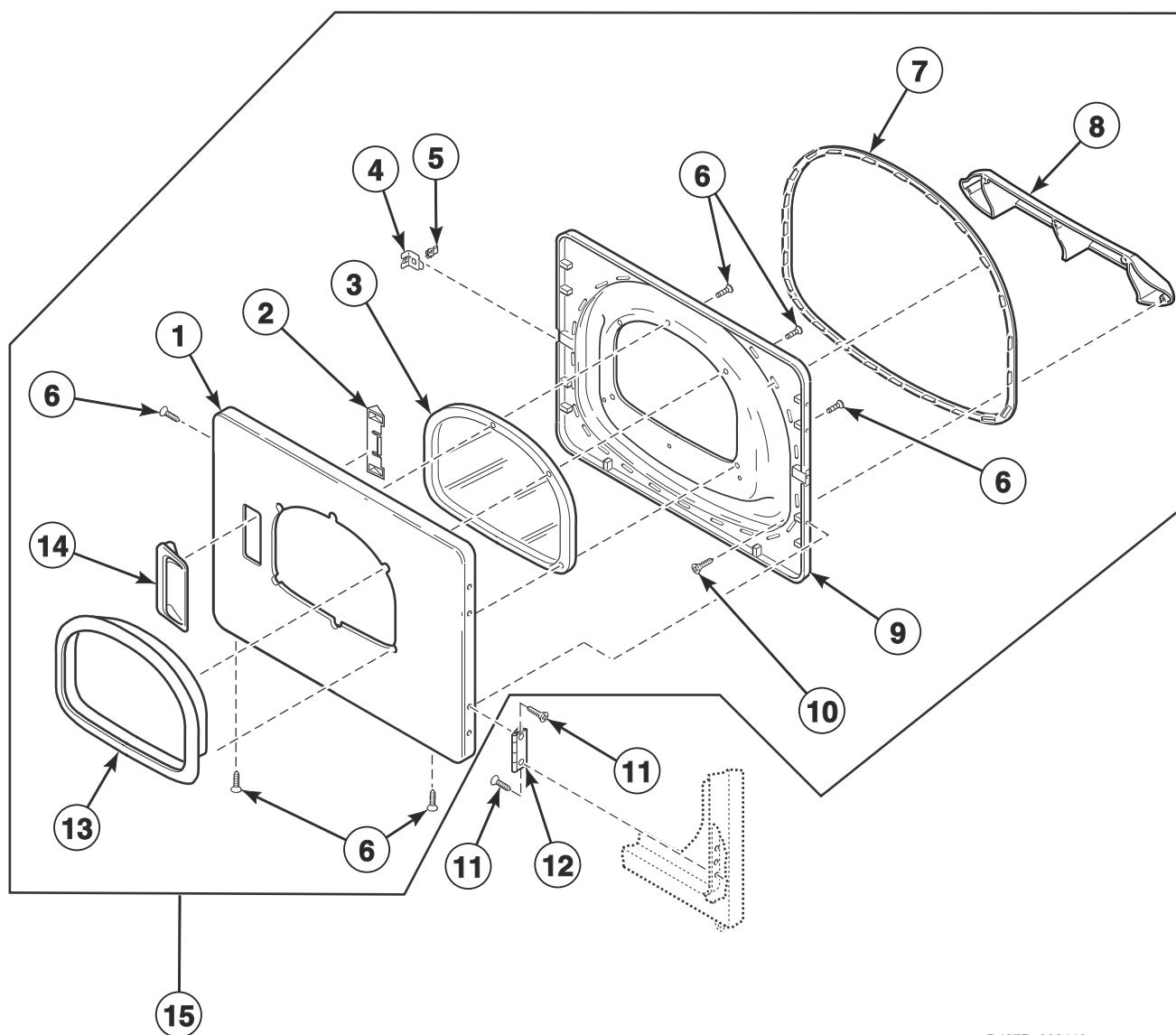
DRY2296PA_806119

Dryer Door With Window (Drawing 2 of 3)

REF	PART NO.	DESCRIPTION	COMMENTS
1	514114W	Dryer Door Assembly	Starting Serial No. 1606000839
	510082WP	Dryer Door	Through Serial No. 1606000838
2	510129LG	Door Handle Wedge	Starting Serial No. 1606000839
	510129W	Door Handle Wedge	Through Serial No. 1606000838
3	503982P	Dryer Door Window	
4	510127	Door Strike Mount	
5	510181	Door Strike	
6	515597	Screw	Starting Serial No. 1606000839
	500226	Screw	Through Serial No. 1606000838
7	510147P	Liner Door Seal	
8	503870LG	Door Liner Grill	Starting Serial No. 1606000839
	503870W	Door Liner Grill	Through Serial No. 1606000838
9	510098LG	Liner and Seal Assembly	Includes item 7; Starting Serial No. 1606000839
	510098W	Liner and Seal Assembly	Includes item 7; Through Serial No. 1606000838
10	505870	Screw	
11	505295	Screw	
12	511036	Hinge	
13	513958	Window Clip	Starting Serial No. 1606000839
14	44071201	Nut	Starting Serial No. 1606000839
15	513960W	Window Trim	Starting Serial No. 1606000839
	503981W	Window Trim	Through Serial No. 1606000838
16	513910	Glass Door Window	Starting Serial No. 1606000839
17	515950P	Door Pull and Wedge Kit	Includes item 2; Starting Serial No. 1606000839
	510103WP	Door Pull and Wedge Kit	Includes item 2; Through Serial No. 1606000838
18	511636WP	Door and Liner Assembly	Includes items 1-12, 15 and 17; White; Through Serial No. 1606000838

Dryer Door With Window (Drawing 3 of 3)

Models BT3JGAJG403UW01, BT3JGAJG403UW06, BT3JGAJP403UW01, BT3JGAJP403UW06, BT3JGASG403UW01, BT3JGASG403UW06, BT3JGASP403UW01, BT3JGASP403UW06, BT3JLASG403UW01, BT3JLASG403UW06, BT3JLASP403UW01, BT3JLASP403UW06, BT3JXASG403UW01, BT3JXASG403UW06, BT3JXASP403UW01, BT3JXASP403UW06, HTENXASP133DW01, HTENXASP133FW01, HTENXASP543DW01, HTGNXASP113FW01, HTGNXASP123DW01, HTGNXASP543DW01, JT1JEASP413EW06, JT1JGASP413EW06, JT1JXASP413EW06, JT2JEASP413EW06, JT2JGASP413EW06, JT2JXASP413EW06, JTEJEASP303EW06, JTEJXASP303EW06, JTGJEASP303EW06, JTGJXASP303EW06, NT1JLASP413UW06, NT1JXASP403UW06, NT2JLASP403UW01, NT2JLASP403UW06, NT2JXASP403UW06, NT3JLASG403UW01, NT3JLASP403NW22, NT3JLASP403UW01, NT3JXASG403UW01, NT3JXASP403NW22, NT3JXASP403UW01, NTHJXASP543NW01, NTHJYASP543NW01, ST1JXASP403EW06, ST2JXASP403EW06, ST3JXASP403NW22, STENXASP133DW01, STENXASP133FW01, STENXASP433AW01, STENXASP433AW12, STENXASP543DW01, STEWYAJP303NW22, STGNXASG113JW01, STGNXASP113FW01, STGNXASP123DW01, STGNXASP303AW01, STGNXASP303AW12, STGNXASP543DW01, STLNYASP543PW01 and TT3JXASP403NW22

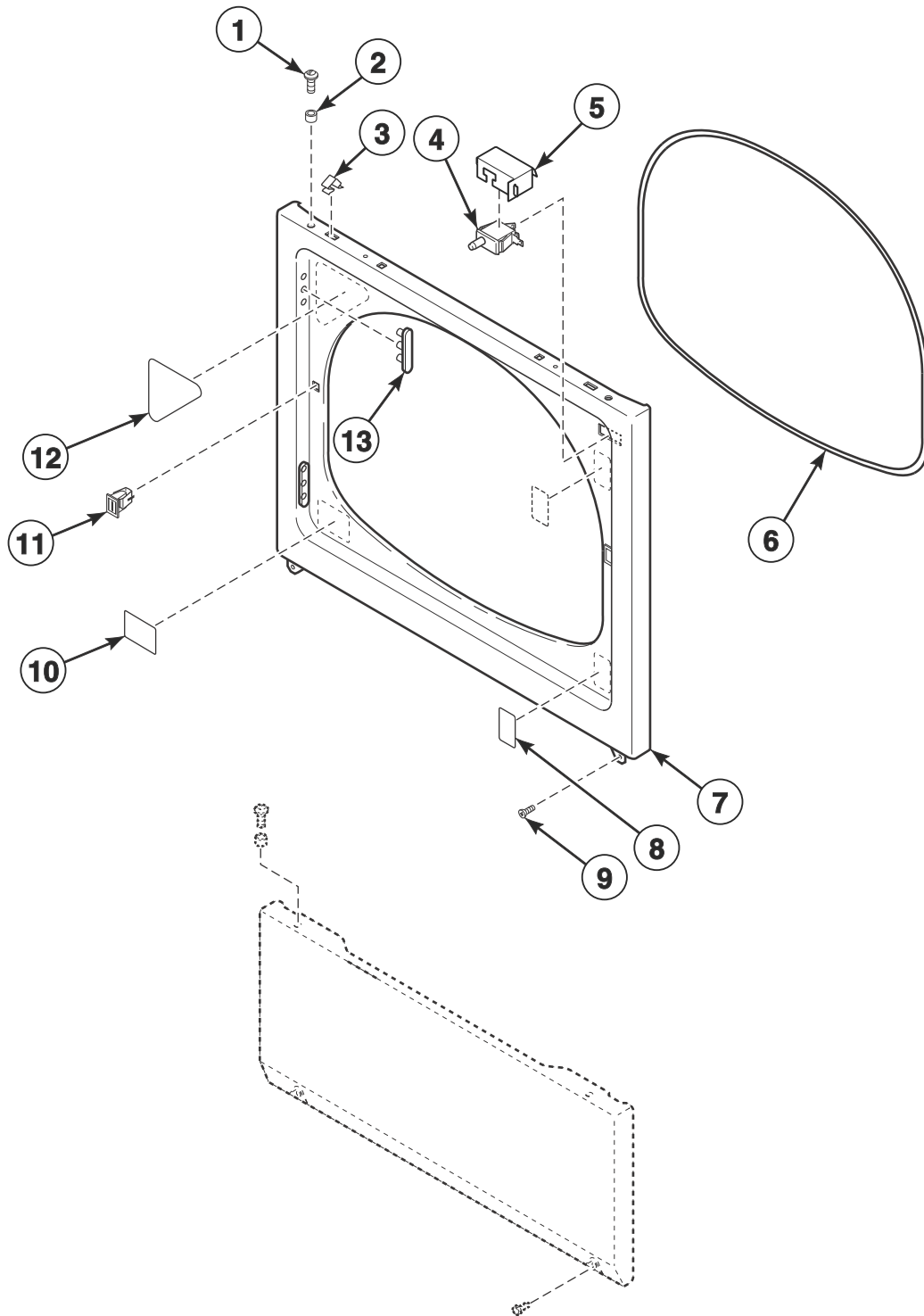


D427P_806119

Dryer Door With Window (Drawing 3 of 3)

REF	PART NO.	DESCRIPTION	COMMENTS
1	510082WP	Dryer Door	
2	510129W	Door Handle Wedge	
3	503982P	Dryer Door Window	
4	510127	Door Strike Mount	
5	510181	Door Strike	
6	500226	Screw	
7	510147P	Liner Door Seal	
8	503870W	Door Liner Grill	
9	510098W	Liner and Seal Assembly	
10	505870	Screw	
11	505295	Screw	
12	511036	Hinge	
13	503981W	Window Trim	
14	510103WP	Door Pull and Wedge Kit	Includes item 2
15	511636WP	Door and Liner Assembly	White; Includes items 1-14

Front Panel and Seal

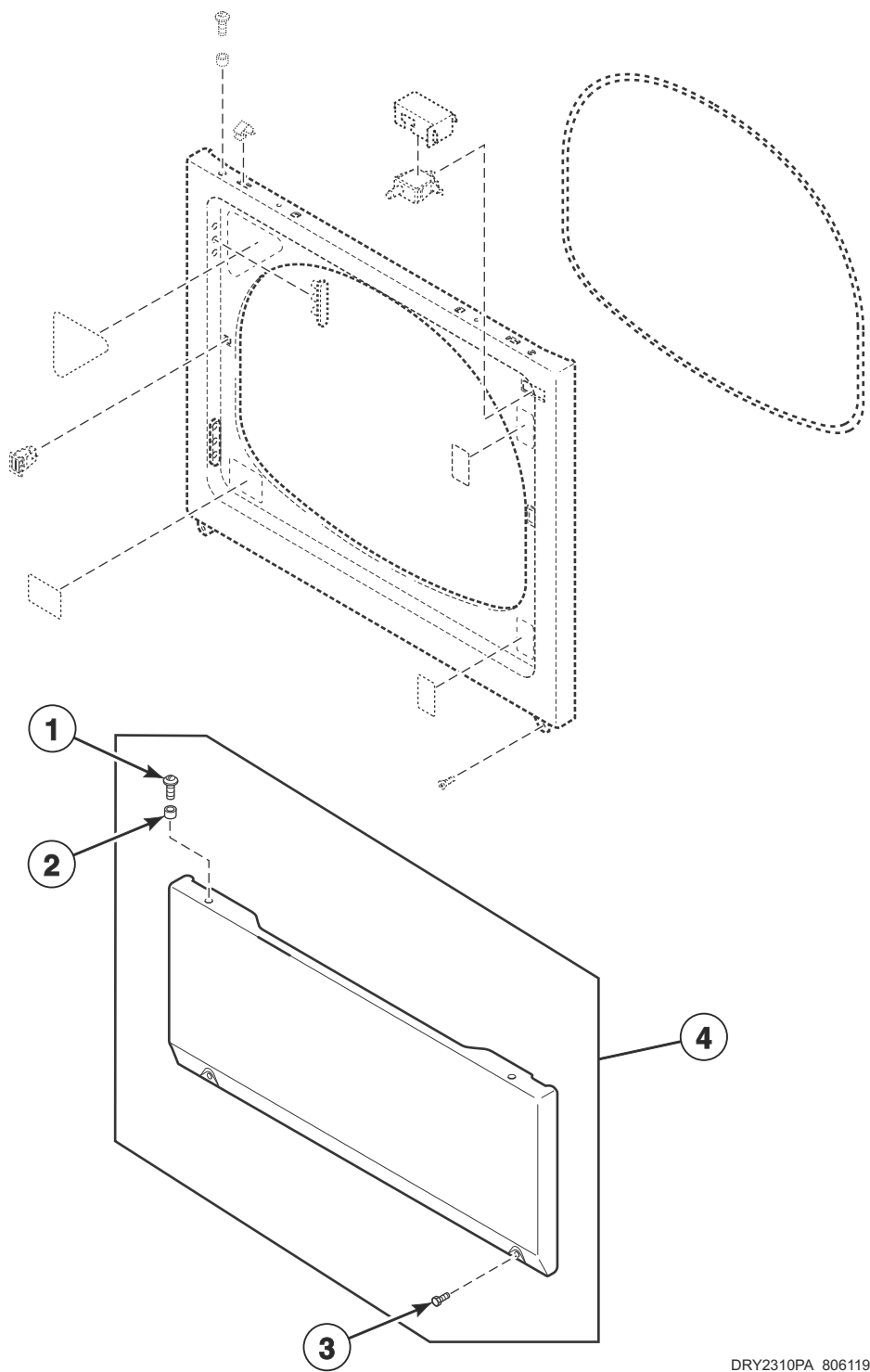


DRY2310P_806119

Front Panel and Seal

REF	PART NO.	DESCRIPTION	COMMENTS
1	39733	Screw	
2	56079	Panel Locator	
3	28835	Speed Clip	
4	512973	Switch	
5	514327	Drip Shield	Models BT3JGAJG403UW01, BT3JGAJG403UW06, BT3JGAJP403UN01, BT3JGAJP403UN06, BT3JGAJP403UW01, BT3JGAJP403UW06, BT3JGASG403UW01, BT3JGASG403UW06, BT3JGASP403UN01, BT3JGASP403UN06, BT3JGASP403UW01, BT3JGASP403UW06, BT3JLASG403UW01, BT3JLASG403UW06, BT3JLASP403UN01, BT3JLASP403UN06, BT3JLASP403UW01, BT3JLASP403UW06, BT3JXASG403UW01, BT3JXASG403UW06, BT3JXASP403UN01, BT3JXASP403UN06, BT3JXASP403UW01, BT3JXASP403UW06, HTENXASP133DW01, HTENXASP133FW01, HTENXASP543DW01, HTGNXASP113FW01, HTGNXASP123DW01, HTGNXASP543DW01, JT1JEASP413EW06, JT1JGASP413EW06, JT1JMASG413EN06, JT1JXASP413EW06, JT2JEASP413EW06, JT2JGASP413EW06, JT2JMASG413EN06, JT2JXASP413EW06, JTEJEASP303EW06, JTEJXASP303EW06, JTGJEASP303EW06, JTGJXASP303EW06, NT1JLASP413UW06, NT1JXASP403UW06, NT2JLASP403UN01, NT2JLASP403UW01, NT2JLASP403UW06, NT2JXASP403UN01, NT2JXASP403UW06, NT3JLASG403UW01, NT3JLASP403UN01, NT3JLASP403UW01, NT3JXASG403UW01, NT3JXASP403UN01, NT3JXASP403UW01, PT2JGAJG403UG06, PT2JGAJP403UG06, PT2JGASG403UG06, PT2JGASP403UG06, PT2JXASG403UG06, PT2JXASP403UG06, PT3JGAJG403UG06, PT3JGAJP403UG06, PT3JGASG403UG06, PT3JGASP403UG06, PT3JXASG403UG06, PT3JXASP403UG06, PTEJXASG303UG06, PTEJXASG543ZG01, PTEJXASP303UG06, PTEJXASP434AG01, PTEJXASP543ZG01, PTGJXASG303UG06, PTGJXASG543ZG01, PTGJXASP303UG06, PTGJXASP304AG01, PTGJXASP543ZG01, ST1JXASP403EW06, ST2JXASP403EW06, STENXASP133DW01, STENXASP133FW01, STENXASP433AW01, STENXASP433AW12, STENXASP543DN01, STENXASP543DW01, STGNXASG113JW01, STGNXASP113FW01, STGNXASP123DW01, STGNXASP303AW01, STGNXASP303AW12, STGNXASP543DN01, STGNXASP543DW01 and STLNYASP543PW01
6	511056	Front Panel Seal	
7	510066DG	Front Panel	Dark gray
	512542	Front Panel	Stainless steel
	510066WP	Front Panel	White
8	512263	Warning Label	Models PTEJXASP434AG01, PTGJXASP304AG01, STENXASP433AW01, STENXASP433AW12, STGNXASP303AW01 and STGNXASP303AW12
9	503688	Screw	
10	502804	Clean Lint Label	Models PTEJXASP434AG01, PTGJXASP304AG01, STENXASP433AW01, STENXASP433AW12, STGNXASP303AW01 and STGNXASP303AW12
11	510177	Door Catch Assembly	
12	500281	Warning/Caution Label	
13	510186	Hinge Hole Plug	

Access Panel

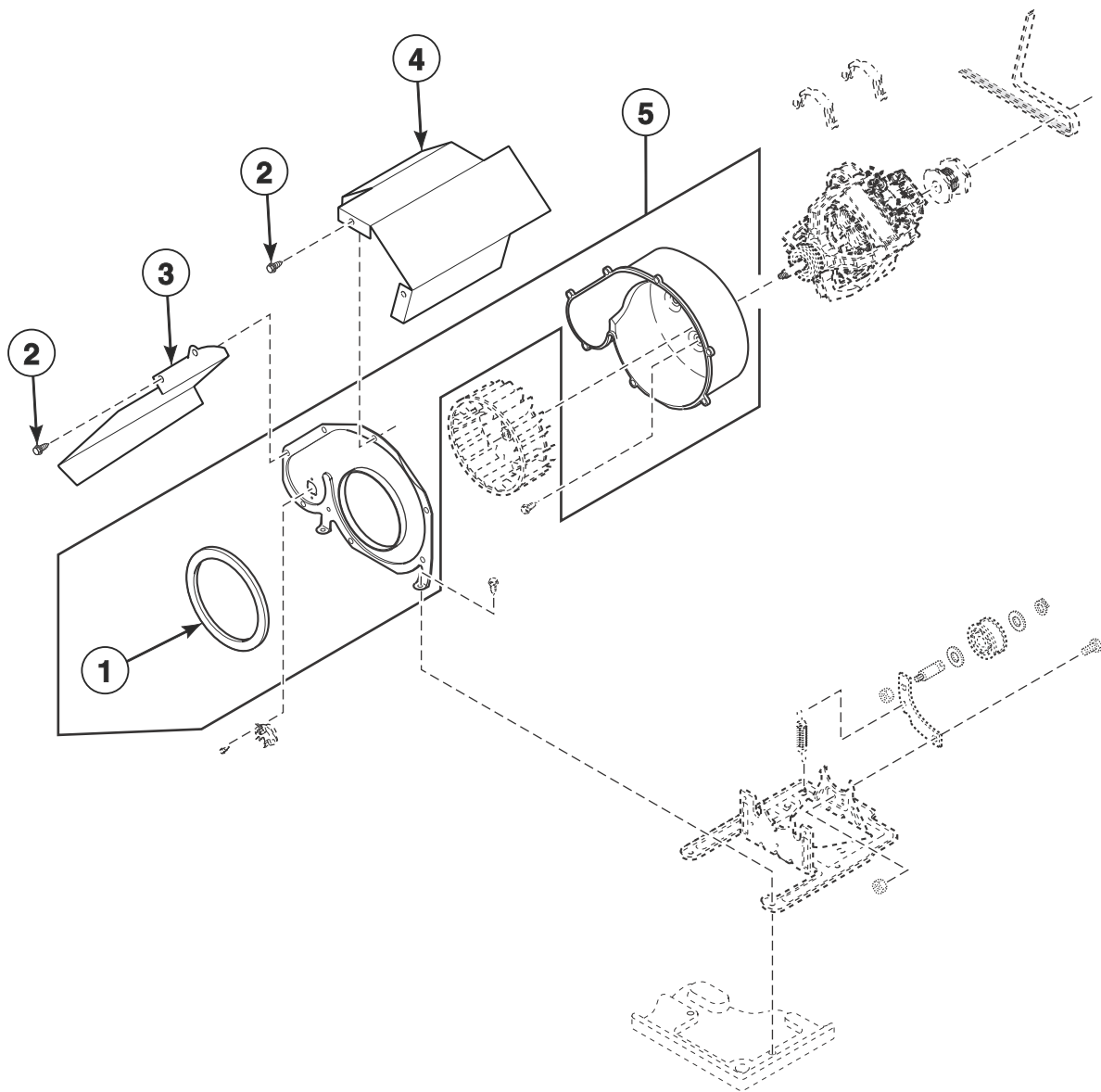


DRY2310PA_806119

Access Panel

REF	PART NO.	DESCRIPTION	COMMENTS
1	39733	Screw	
2	56079	Panel Locator	
3	33562	Screw	
4	514252W	Access Panel and Guard Assembly	White; Models HTENXASP283CW01, HTENXASP293CW01, HTENYASP283CW01, HTENYASP293CW01, STENCASP173TW01, STENCFSP173TW01, STENEASP283CW01, STENEASP293CW01, STENXASP173TW01, STENXASP283CW01, STENXASP293CW01, STENXFSP173TW01, STENYASP173TW01, STENYASP283CW01, STENYASP293CW01, STENYFSP173TW01, STEWYASP173TW01, STGNEASP093CW01, STGNXASP093CW01, STGNYASP093CW01 and STGWYASP113TW01; Models HTGNXASP093CW01, STGNCASP113TW01, STGNCFSP113TW01, STGNXASG113TW01, STGNXASP113TW01, STGNXFSP113TW01, STGNYASP113TN01, STGNYASP113TW01, STGNYFSP113TW01 and STGWYASP113TW01 starting Serial No.1606000839
	514252DG	Access Panel and Guard Assembly	Dark gray; Models PTEJCASP174TG01 and PTEJXASP174TG01; Models PTGJCASP114TG01 and PTGJXASP304AG01 starting Serial No.1606000839
	514250DG	Access Panel Assembly	Dark gray; Models PTEJXASP434AG01 and PTGJXASP304AG01; Models PTGJCASP114TG01 and PTGJXASP114TG01 through Serial No. 1606000838
	514251	Access Panel Assembly	Stainless steel; Models BT3JGAJP403UN01, BT3JGAJP403UN06, BT3JGASP403UN01, BT3JGASP403UN06, BT3JLASP403UN01, BT3JLASP403UN06, BT3JXASP403UN01, BT3JXASP403UN06, JT1JMASG413EN06, JT2JMASG413EN06, NT2JLASP403UN01, NT2JXASP403UN01, NT3JLASP403NN22, NT3JLASP403UN01, NT3JXASP403UN01, STENXASP543DN01, STEWYAJP303NN22, STGNXASP543DN01, STGNYASP113TN01, STGWYAJP303NN22 and STLWXASP543NN22
	514253	Access Panel and Guard Assembly	Stainless steel; Model STENYASP173TN01
	514250WP	Access Panel Assembly	White; Models HTGNXASP093CW01, STGNCASP113TW01, STGNCFSP113TW01, STGNXASG113TW01, STGNXASP113TW01, STGNXFSP113TW01, STGNYASP113TN01, STGNYASP113TW01, STGNYFSP113TW01 and STGWYASP113TW01 through Serial No. 1606000838; All other models

Blower Housing and Shields

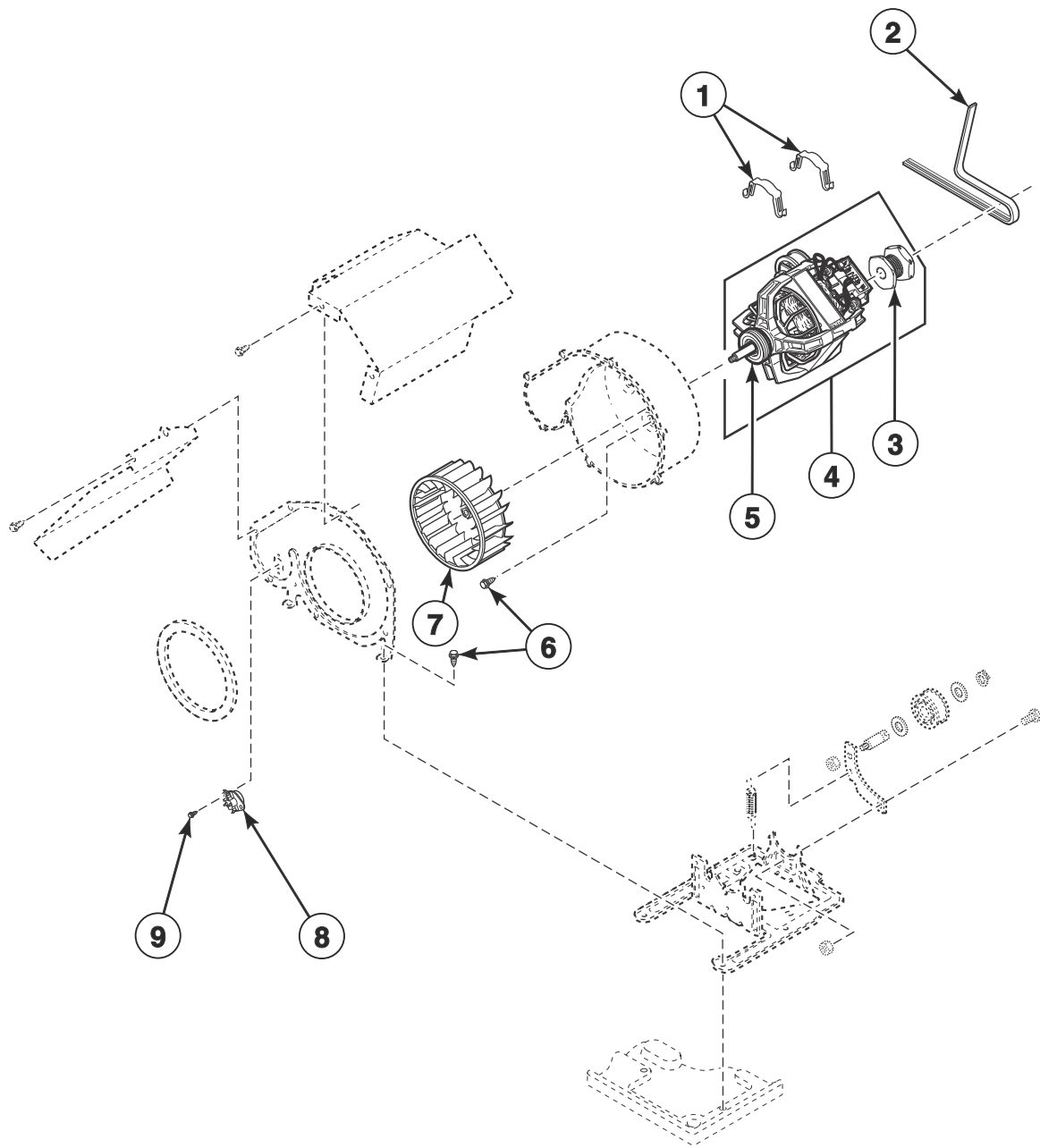


DRY2312P_806119

Blower Housing and Shields

REF	PART NO.	DESCRIPTION	COMMENTS
	27604P	Anti-Seize Compound	Apply to motor shaft when installing blower fan assembly
1	510238P	Blower Housing Seal	
2	31260	Screw	
3	514325	Thermostat Shield	All models except HTENXASP283CW01, HTENXASP293CW01, HTENYASP283CW01, HTENYASP293CW01, HTGNXASP093CW01, NT3JLASP403NN22, NT3JLASP403NW22, NT3JXASP403NW22, NTHJXASP543NW01, NTHJYASP543NW01, PTEJCASP174TG01, PTEJXASP174TG01, PTGJCASP114TG01, PTGJXASP114TG01, ST3JXASP403NW22, STENCASP173TW01, STENCFSP173TW01, STENEASP283CW01, STENEASP293CW01, STENXASP173TW01, STENXASP283CW01, STENXASP293CW01, STENXFSP173TW01, STENYASP173TN01, STENYASP173TW01, STENYASP283CW01, STENYASP293CW01, STENYFSP173TW01, STEWYAJP303NN22, STEWYAJP303NW22, STEWYASP173TW01, STGNCASP113TW01, STGNCFSP113TW01, STGNEASP093CW01, STGNXASP113TW01, STGNXASP093CW01, STGNXASP113TW01, STGNXFSP113TW01, STGNYASP093CW01, STGNYASP113TN01, STGNYASP113TW01, STGNYFSP113TW01, STGWYAJP303NN22, STGWYASP113TW01, STLNXASP543NW23, STLNYASP543NW23, STLWXASP543NN22 and TT3JXASP403NW22
4	514602	Motor Shield	All models except HTENXASP283CW01, HTENXASP293CW01, HTENYASP283CW01, HTENYASP293CW01, HTGNXASP093CW01, NT3JLASP403NN22, NT3JLASP403NW22, NT3JXASP403NW22, NTHJXASP543NW01, NTHJYASP543NW01, PTEJCASP174TG01, PTEJXASP174TG01, PTGJCASP114TG01, PTGJXASP114TG01, ST3JXASP403NW22, STENCASP173TW01, STENCFSP173TW01, STENEASP283CW01, STENEASP293CW01, STENXASP173TW01, STENXASP283CW01, STENXASP293CW01, STENXFSP173TW01, STENYASP173TN01, STENYASP173TW01, STENYASP283CW01, STENYASP293CW01, STENYFSP173TW01, STEWYAJP303NN22, STEWYAJP303NW22, STEWYASP173TW01, STGNCASP113TW01, STGNCFSP113TW01, STGNEASP093CW01, STGNXASP113TW01, STGNXASP093CW01, STGNXASP113TW01, STGNXFSP113TW01, STGNYASP093CW01, STGNYASP113TN01, STGNYASP113TW01, STGNYFSP113TW01, STGWYAJP303NN22, STGWYASP113TW01, STLNXASP543NW23, STLNYASP543NW23, STLWXASP543NN22 and TT3JXASP403NW22
5	511969LG	Blower Housing	Includes items 1 and 2; Models HTENXASP283CW01, HTENXASP293CW01, HTENYASP283CW01, HTENYASP293CW01, PTEJCASP174TG01, PTEJXASP174TG01, PTGJCASP114TG01, PTGJXASP114TG01, STENCASP173TW01, STENCFSP173TW01, STENEASP283CW01, STENEASP293CW01, STENXASP173TW01, STENXASP283CW01, STENXASP293CW01, STENXFSP173TW01, STENYASP173TN01, STENYASP173TW01, STENYASP283CW01, STENYASP293CW01, STENYFSP173TW01, STEWYASP173TW01, STGNEASP093CW01, STGNXASP093CW01 and STGNYASP093CW01; Models HTGNXASP093CW01, STGNCASP113TW01, STGNCFSP113TW01, STGNXASP113TW01, STGNXASP113TW01, STGNXFSP113TW01, STGNYASP113TN01, STGNYASP113TW01, STGNYFSP113TW01 and STGWYASP113TW01 starting Serial No. 1606000839
	511969WP	Blower Housing	Includes items 1 and 2; Models HTGNXASP093CW01, STGNCASP113TW01, STGNCFSP113TW01, STGNXASP113TW01, STGNXASP113TW01, STGNXFSP113TW01, STGNYASP113TN01, STGNYASP113TW01, STGNYFSP113TW01 and STGWYASP113TW01 through Serial No. 1606000838; All other models

Motor, Exhaust Fan and Belt

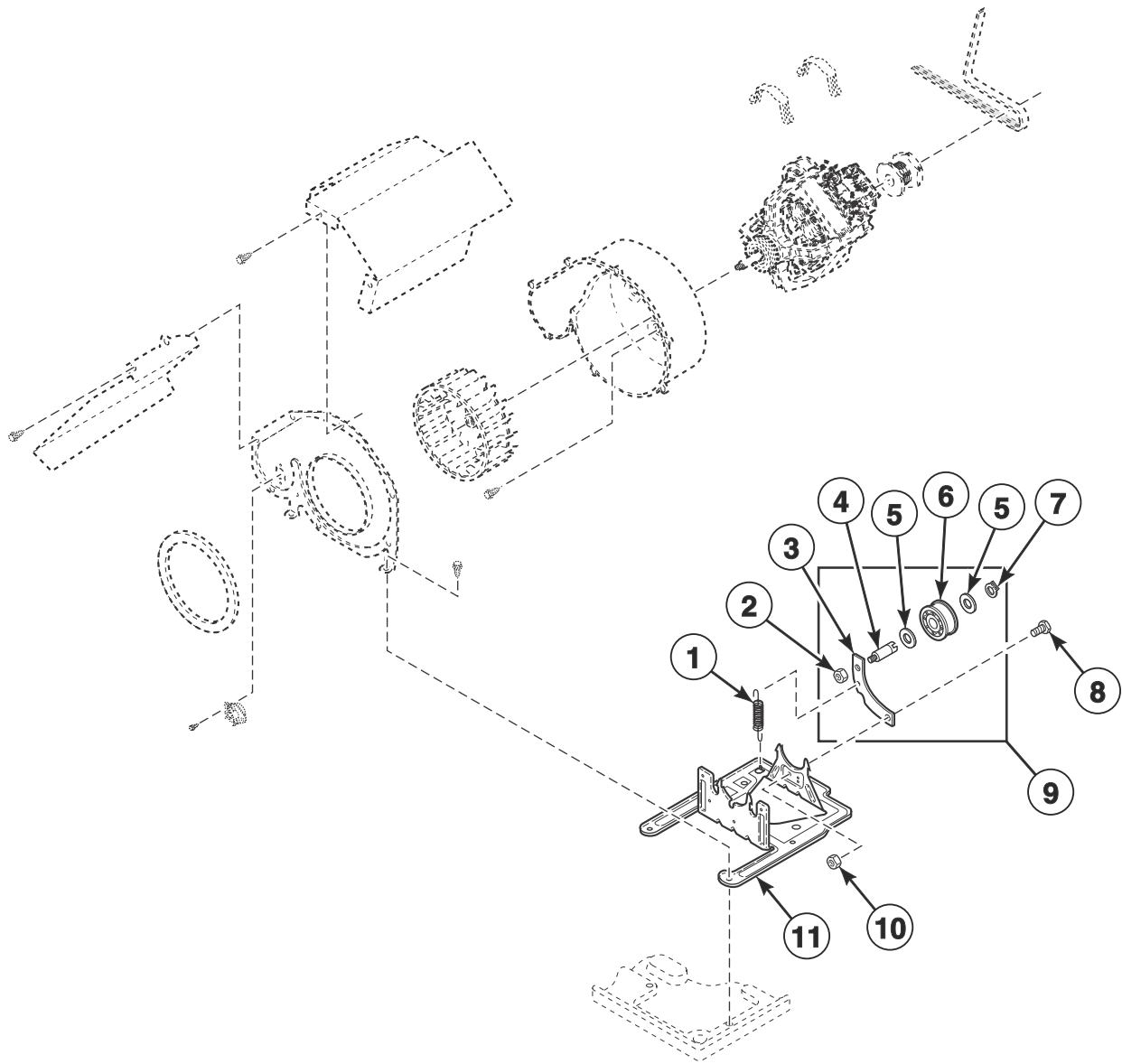


DRY2312PB_806119

Motor, Exhaust Fan and Belt

REF	PART NO.	DESCRIPTION	COMMENTS
	27604P	Anti-Seize Compound	Apply to motor shaft when installing blower fan assembly
1	510180	Motor Mount Clamp	
2	511255P	Cylinder Belt	
3	500011	Motor Pulley	60 Hertz models
	500222	Motor Pulley	50 Hertz models
4	511629P	Motor and Pulley Assembly	120 Volt/60 Hertz; Includes items 1, 3 and 5; Apply anti-seize compound to motor shaft when installing blower fan assembly; Models HTENXASP133DW01, HTENXASP133FW01, HTENXASP283CW01, HTENXASP293CW01, HTENYASP283CW01, HTENYASP293CW01, HTGNXASP093CW01, HTGNXASP113FW01, HTGNXASP123DW01, PTEJCASP174TG01, PTEJXASP174TG01, PTGJCASP114TG01, PTGJXASP114TG01, STENCASP173TW01, STENCFSP173TW01, STENEASP283CW01, STENEASP293CW01, STENXASP133DW01, STENXASP133FW01, STENXASP173TW01, STENYASP173TN01, STENXASP293CW01, STENXFSP173TW01, STENYASP173TN01, STENYASP173TW01, STENYASP283CW01, STENYASP293CW01, STENYFSP173TW01, STEWYASP173TW01, STGNCASP113TW01, STGNCFSP113TW01, STGNEASP093CW01, STGNXASG113JW01, STGNXASG113TW01, STGNXASP093CW01, STGNXASP113FW01, STGNXASP113TW01, STGNXASP123DW01, STGNXFSP113TW01, STGNYASP093CW01, STGNYASP113TN01, STGNYASP113TW01, STGNYFSP113TW01 and STGWYASP113TW01
	505869P	Motor and Pulley Assembly	240 Volt/60 Hertz; Includes items 1, 3 and 5; Models HTENXASP543DW01, HTGNXASP543DW01, NTHJXASP543NW01, NTHJYASP543NW01, PTEJXASG543ZG01, PTEJXASP543ZG01, PTGJXASG543ZG01, PTGJXASP543ZG01, STENXASP543DN01, STENXASP543DW01, STGNXASP543DN01, STGNXASP543DW01, STLNXASP543NW23, STLNYASP543NW23, STLNYASP543PW01 and STLWXASP543NN22
	505843P	Motor and Pulley Assembly	240 Volt/50 Hertz; Includes items 1, 3 and 5; All other models
5	590P3	Motor Hub Ring Kit	
6	503688	Screw	
7	510139P	Blower Fan Assembly	
8	510523	Thermistor Assembly	60 Hertz; Models HTENXASP133DW01, HTENXASP133FW01, HTENXASP283CW01, HTENXASP293CW01, HTENXASP543DW01, HTENYASP283CW01, HTENYASP293CW01, HTGNXASP093CW01, HTGNXASP113FW01, HTGNXASP123DW01, HTGNXASP543DW01, NTHJXASP543NW01, NTHJYASP543NW01, PTEJCASP174TG01, PTEJXASG543ZG01, PTEJXASP174TG01, PTEJXASP543ZG01, PTGJCASP114TG01, PTGJXASG543ZG01, PTGJXASP114TG01, PTGJXASP543ZG01, STENCASP173TW01, STENCFSP173TW01, STENEASP283CW01, STENEASP293CW01, STENXASP133DW01, STENXASP133FW01, STENXASP173TW01, STENXASP283CW01, STENXASP293CW01, STENXASP543DN01, STENXASP543DW01, STENXFSP173TW01, STENYASP173TN01, STENYASP173TW01, STENYASP283CW01, STENYASP293CW01, STENYFSP173TW01, STEWYASP173TW01, STGNCASP113TW01, STGNCFSP113TW01, STGNEASP093CW01, STGNXASG113JW01, STGNXASG113TW01, STGNXASP093CW01, STGNXASP113FW01, STGNXASP113TW01, STGNXASP123DW01, STGNXASP543DN01, STGNXASP543DW01, STGNXFSP113TW01, STGNYASP093CW01, STGNYASP113TN01, STGNYASP113TW01, STGNYFSP113TW01, STGWYASP113TW01, STLNXASP543NW23, STLNYASP543NW23, STLNYASP543PW01 and STLWXASP543NN22
	502366	Thermistor Assembly	50 Hertz; All other models
9	502535	Screw	

Idler Assembly

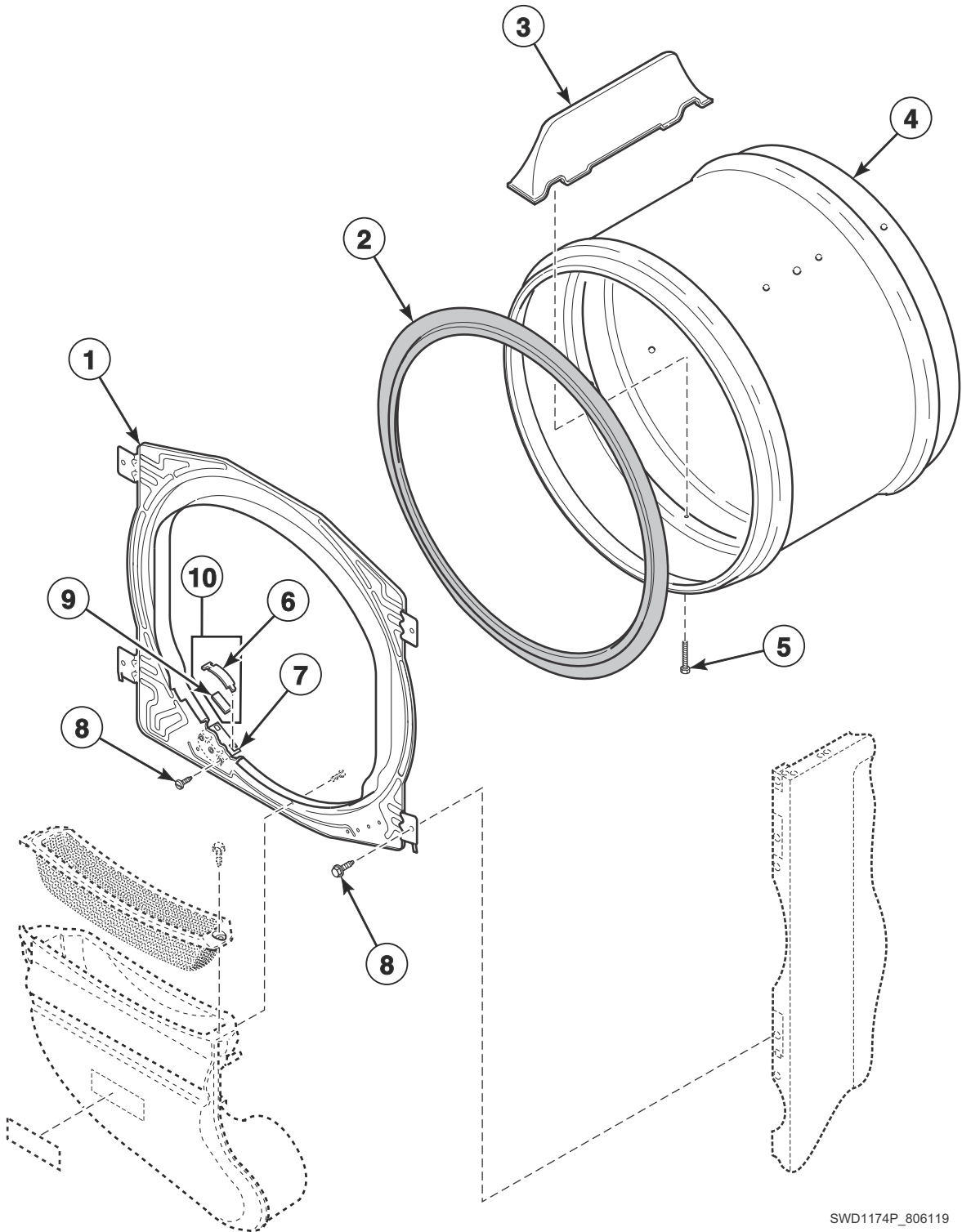


DRY2312PA_806119

Idler Assembly

REF	PART NO.	DESCRIPTION	COMMENTS
1	510185	Idler Spring	
2	56156	Nut	
3	510133	Idler Lever	
4	56461P	Shaft	
5	52549	Washer	
6	510142P	Idler Wheel and Bearing Assembly	
7	23748	Retaining Ring	
8	500824	Screw	
9	510158	Idler Lever and Wheel Assembly	Includes items 2-8
10	52566	Nut	
11	510060	Motor Mount	

Front Bulkhead, Felt Seal and Cylinder

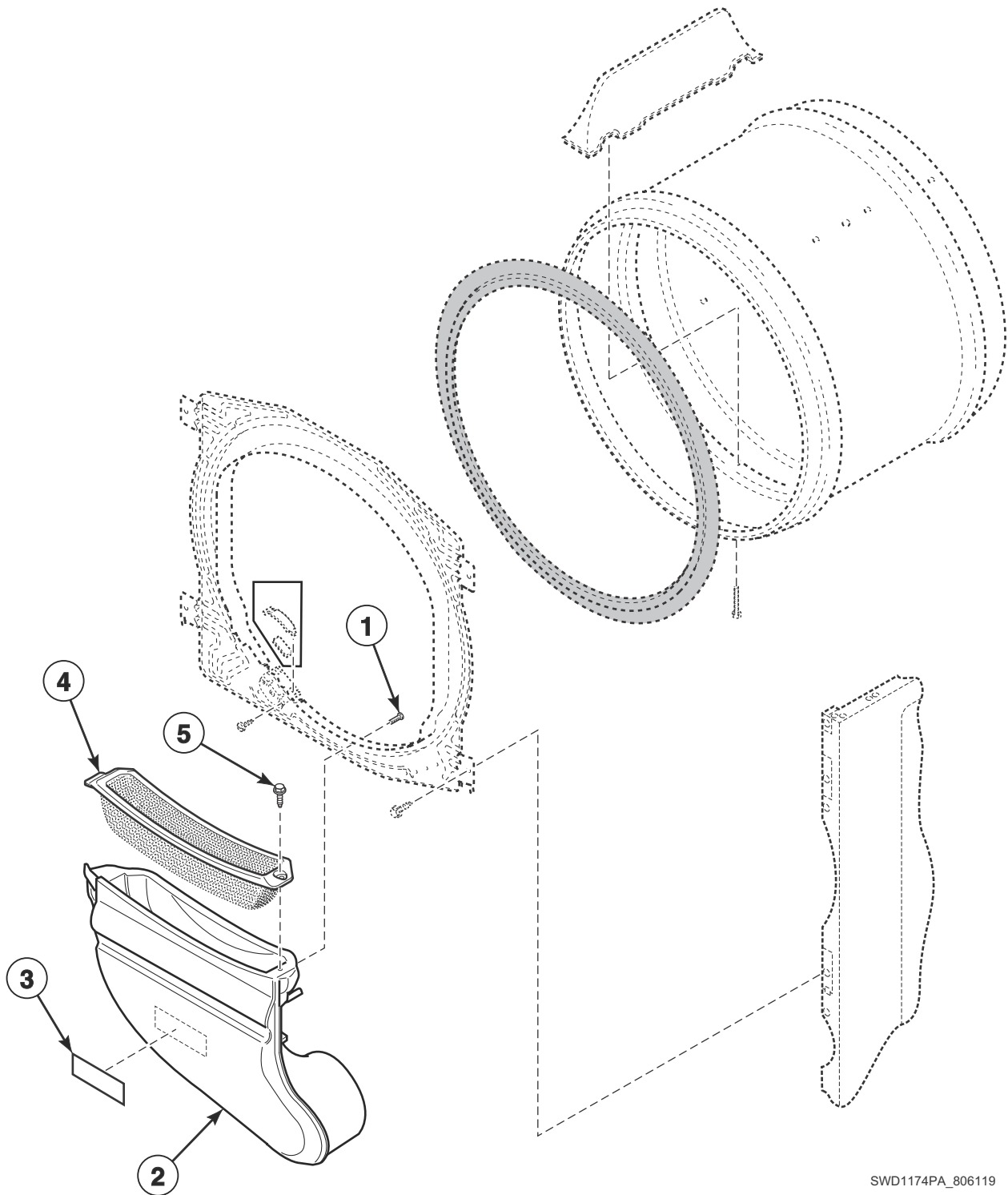


SWD1174P_806119

Front Bulkhead, Felt Seal and Cylinder

REF	PART NO.	DESCRIPTION	COMMENTS
1	510266P	Front Bulkhead Assembly	Unpainted; Includes item 2
2	510207P	Cylinder Seal Assembly	
	511637P	Adhesive	For cylinder seal
	RB170001	Seal Kit	Includes 2 cylinder seals, 510238P Blower Housing Seal and 511637P Adhesive
3	510102LG	Cylinder Baffle	Models BT3JGAJP403UN01, BT3JGAJP403UN06, BT3JGASP403UN01, BT3JGASP403UN06, BT3JLASP403UN01, BT3JLASP403UN06, BT3JXASP403UN01, BT3JXASP403UN06, JT1JMASG413EN06, JT2JMASG413EN06, NT2JLASP403UN01, NT2JXASP403UN01, NT3JLASP403NN22, NT3JLASP403UN01, NT3JXASP403UN01, STENXASP543DN01, STENYASP173TN01, STEWYAJP303NN22, STGNXASP543DN01, STGWYAJP303NN22 and STLWXASP543NN22
	510102W	Cylinder Baffle	All other models
4	505929LGP	Cylinder Assembly	Models BT3JGAJP403UN01, BT3JGAJP403UN06, BT3JGASP403UN01, BT3JGASP403UN06, BT3JLASP403UN01, BT3JLASP403UN06, BT3JXASP403UN01, BT3JXASP403UN06, JT1JMASG413EN06, JT2JMASG413EN06, NT2JLASP403UN01, NT2JXASP403UN01, NT3JLASP403NN22, NT3JLASP403UN01, NT3JXASP403UN01, STENXASP543DN01, STENYASP173TN01, STEWYAJP303NN22, STGNXASP543DN01, STGWYAJP303NN22 and STLWXASP543NN22; Stainless steel; Includes item 3
	510265LGP	Cylinder Assembly	Models BT3JGAJP403UN01, BT3JGAJP403UN06, BT3JGASP403UN01, BT3JGASP403UN06, BT3JLASP403UN01, BT3JLASP403UN06, BT3JXASP403UN01, BT3JXASP403UN06, JT1JMASG413EN06, JT2JMASG413EN06, NT2JLASP403UN01, NT2JXASP403UN01, NT3JLASP403NN22, NT3JLASP403UN01, NT3JXASP403UN01, STENXASP543DN01, STENYASP173TN01, STEWYAJP303NN22, STGNXASP543DN01, STGWYAJP303NN22 and STLWXASP543NN22; Galvanized; Includes item 3
	510265WP	Cylinder Assembly	All other models; Galvanized; Includes item 3
5	62588	Screw	
6	513710	Cylinder Glide	
7	510145	Cylinder Glide Bracket	
8	503688	Screw	
9	510189	Felt Pad	
10	RB170003	Glide Kit	Includes items 6 and 7

Air Duct Assembly

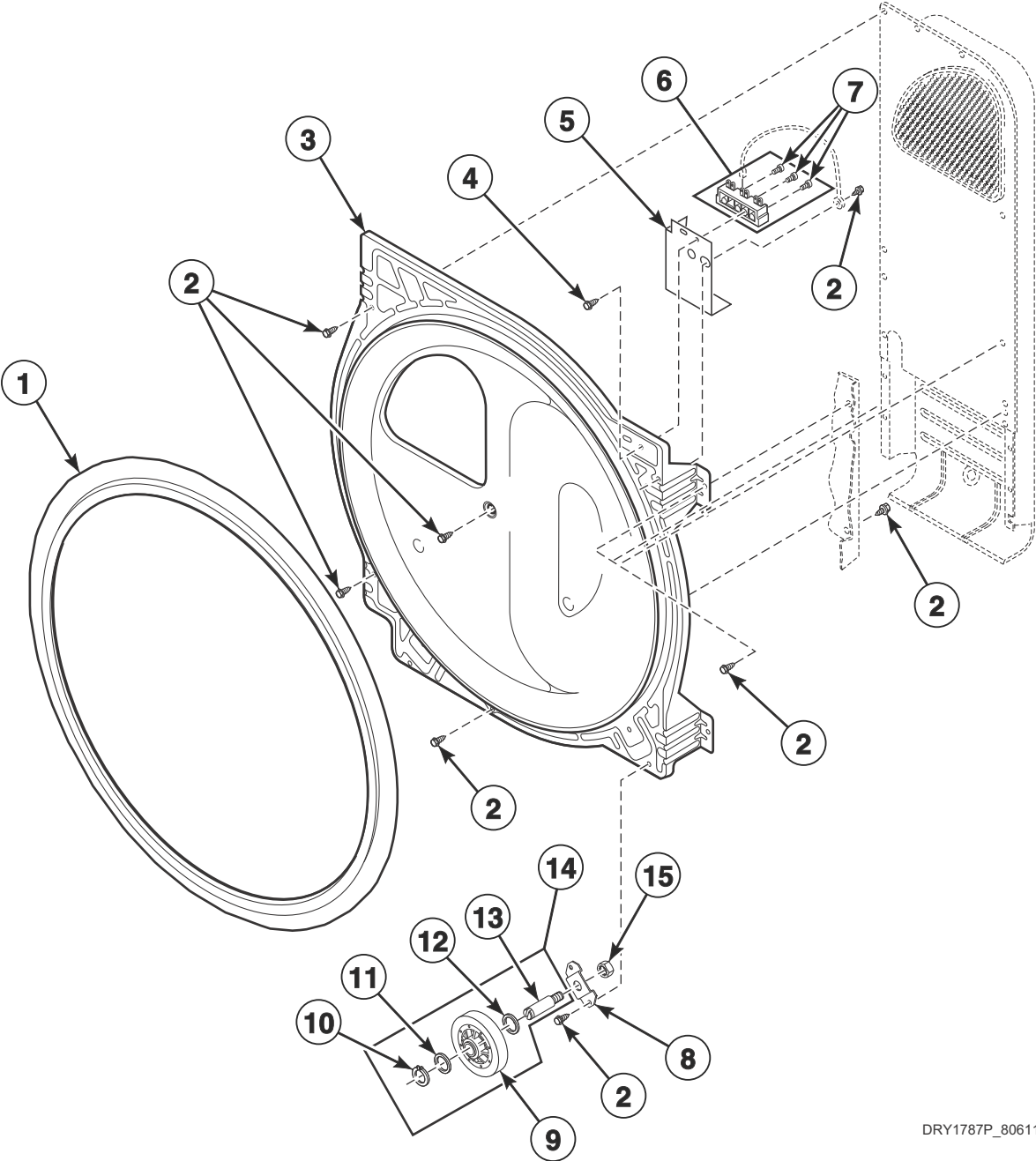


SWD1174PA_806119

Air Duct Assembly

REF	PART NO.	DESCRIPTION	COMMENTS
1	52864	Screw	
2	510151LG	Air Duct Assembly	Models BT3JGAJP403UN01, BT3JGAJP403UN06, BT3JGASP403UN01, BT3JGASP403UN06, BT3JLASP403UN01, BT3JLASP403UN06, BT3JXASP403UN01, BT3JXASP403UN06, HTENXASP283CW01, HTENXASP293CW01, HTENYASP283CW01, HTENYASP293CW01, JT1JMASG413EN06, JT2JMASG413EN06, NT2JLASP403UN01, NT2JXASP403UN01, NT3JLASP403NN22, NT3JLASP403UN01, NT3JXASP403UN01, PTEJCASP174TG01, PTEJXASP174TG01, PTGJCASP114TG01, PTGJXASP114TG01, STENCASP173TW01, STENCFSP173TW01, STENEASP283CW01, STENEASP293CW01, STENXASP173TW01, STENXASP283CW01, STENXASP293CW01, STENXASP543DN01, STENXFSP173TW01, STENYASP173TN01, STENYASP173TW01, STENYASP283CW01, STENYASP293CW01, STENYFSP173TW01, STEWYAJP303NN22, STEWYASP173TW01, STGNEASP093CW01, STGNXASP093CW01, STGNXASP543DN01, STGNYASP093CW01, STGWYAJP303NN22 and STLWXASP543NN22; Models HTGNXASP093CW01, STGNCASP113TW01, STGNCFSP113TW01, STGNXASG113TW01, STGNXASP113TW01, STGNXFSP113TW01, STGNYASP113TN01, STGNYASP113TW01, STGNYFSP113TW01 and STGWYASP113TW01 starting Serial No. 1606000839
	510151W	Air Duct Assembly	Models HTGNXASP093CW01, STGNCASP113TW01, STGNCFSP113TW01, STGNXASG113TW01, STGNXASP113TW01, STGNXFSP113TW01, STGNYASP113TN01, STGNYASP113TW01, STGNYFSP113TW01 and STGWYASP113TW01 through Serial No. 1606000838; All other models
3	61294	Fuse Notice Label	Electric
4	503980LG	Lint Filter	Models BT3JGAJP403UN01, BT3JGAJP403UN06, BT3JGASP403UN01, BT3JGASP403UN06, BT3JLASP403UN01, BT3JLASP403UN06, BT3JXASP403UN01, BT3JXASP403UN06, HTENXASP283CW01, HTENXASP293CW01, HTENYASP283CW01, HTENYASP293CW01, JT1JMASG413EN06, JT2JMASG413EN06, NT2JLASP403UN01, NT2JXASP403UN01, NT3JLASP403NN22, NT3JLASP403UN01, NT3JXASP403UN01, PTEJCASP174TG01, PTEJXASP174TG01, PTGJCASP114TG01, PTGJXASP114TG01, STENCASP173TW01, STENCFSP173TW01, STENEASP283CW01, STENEASP293CW01, STENXASP173TW01, STENXASP283CW01, STENXASP293CW01, STENXASP543DN01, STENXFSP173TW01, STENYASP173TN01, STENYASP173TW01, STENYASP283CW01, STENYASP293CW01, STENYFSP173TW01, STEWYAJP303NN22, STEWYASP173TW01, STGNEASP093CW01, STGNXASP093CW01, STGNXASP543DN01, STGNYASP093CW01, STGWYAJP303NN22 and STLWXASP543NN22; Models HTGNXASP093CW01, STGNCASP113TW01, STGNCFSP113TW01, STGNXASG113TW01, STGNXASP113TW01, STGNXFSP113TW01, STGNYASP113TN01, STGNYASP113TW01, STGNYFSP113TW01 and STGWYASP113TW01 starting Serial No. 1606000839
	503980W	Lint Filter	Models HTGNXASP093CW01, STGNCASP113TW01, STGNCFSP113TW01, STGNXASG113TW01, STGNXASP113TW01, STGNXFSP113TW01, STGNYASP113TN01, STGNYASP113TW01, STGNYFSP113TW01 and STGWYASP113TW01 through Serial No. 1606000838; All other models
5	501285	Screw	

Rear Bulkhead, Felt Seal, Cylinder Roller and Terminal Block



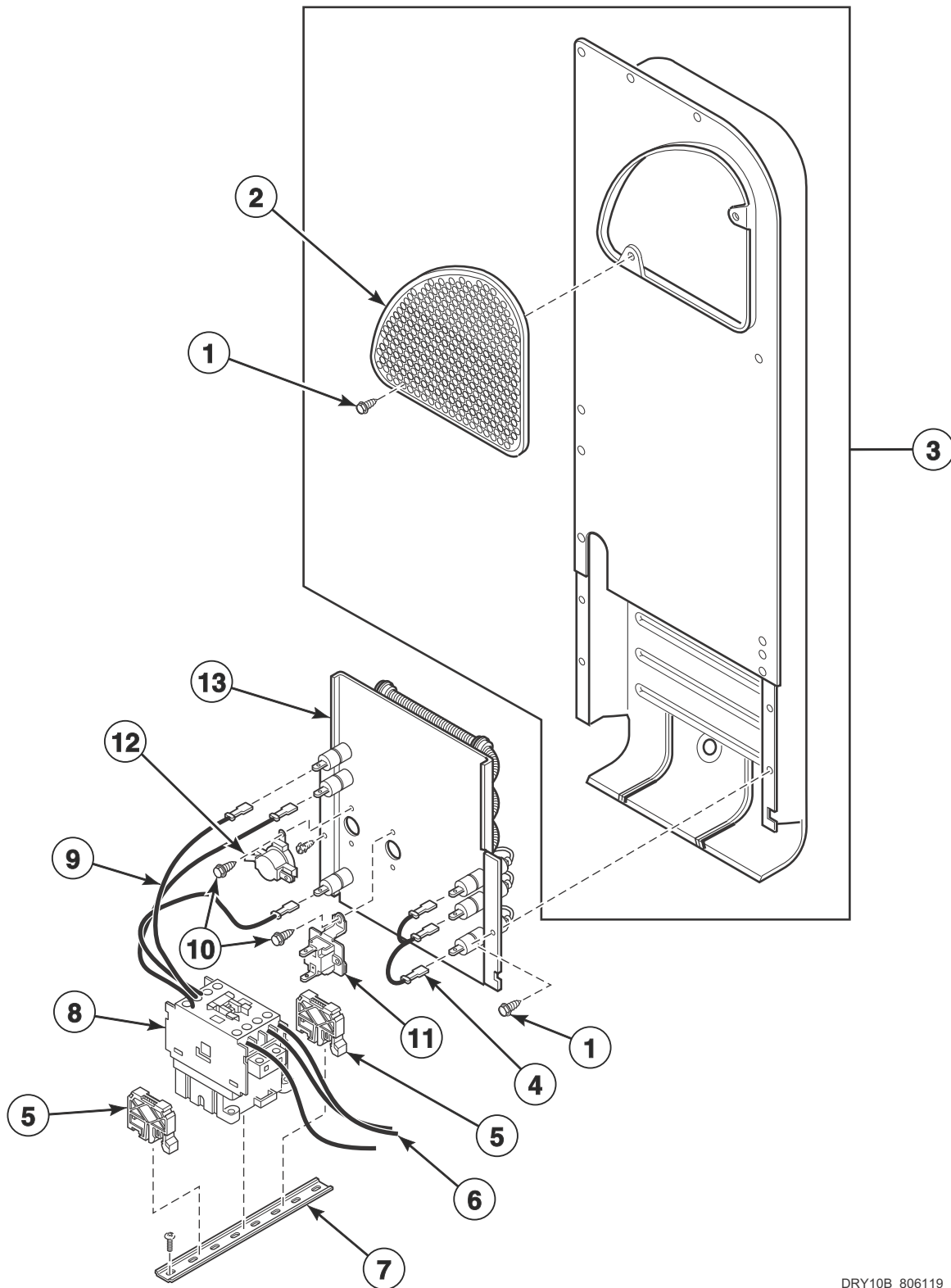
DRY1787P_806119

Rear Bulkhead, Felt Seal, Cylinder Roller and Terminal Block

REF	PART NO.	DESCRIPTION	COMMENTS
1	510207P	Cylinder Seal Assembly	
	511637P	Adhesive	Apply to cylinder seal
	RB170001	Seal Kit	Includes 2 cylinder seals, 510238P Blower Housing Seal and 511637P Adhesive
2	503688	Screw	
3	511082P	Rear Bulkhead Assembly	Includes item 1
	510905WP	Rear Bulkhead Assembly	White; Includes item 1; If black marks appear on clothes, replace rear bulkhead with this part, cylinder with 510159WP Cylinder Assembly and front bulkhead with 505899WP Bulkhead Assembly
4	501285	Screw	1 Phase electric models
5	510237	Terminal Block Shield	Models HTENXASP283CW01, HTENXASP293CW01, PTEJXASP174TG01, STENCASP173TW01, STENCFSP173TW01, STENEASP283CW01, STENEASP293CW01, STENXASP173TW01, STENXASP283CW01, STENXASP293CW01, STENXFSP173TW01, STENYASP173TN01, STENYASP173TW01, STENYASP283CW01, STENYASP293CW01, STENYFSP173TW01 and STEWYASP173TW01
	514330	Terminal Block Shield	Models HTENXASP133DW01, HTENXASP133FW01, HTENXASP543DW01, JT1JEASP413EW06, JT1JGASP413EW06, JT1JMASG413EN06, JT1JXASP413EW06, JTEJEASP303EW06, JTEJXASP303EW06, NT1JLASP413UW06, NT1JXASP403UW06, NT3JLASP403NN22, NT3JLASP403NW22, NT3JXASP403NW22, PTEJXASG303UG06, PTEJXASP303UG06, PTEJXASP434AG01, PTEJXASP543ZG01, ST1JXASP403EW06, ST3JXASP403NW22, STENXASP133DW01, STENXASP133FW01, STENXASP433AW01, STENXASP433AW12, STENXASP543DN01, STENXASP543DW01 and TT3JXASP403NW22
6	510190P	Terminal Block Assembly	Includes 3 of item 7; 1 Phase electric models
7	61199	Screw	1 Phase electric models
8	510100	Cylinder Roller Bracket	
9	510708P	Cylinder Roller	
10	23748	Retaining Ring	
11	52549	Washer	
12	504082	Washer	
13	56461P	Shaft	
14	RB170002	Roller Kit	Includes 2 each of items 9-13
15	56156	Nut	

Heater Duct and Element Assembly (Drawing 1 of 2)

3 Phase Models



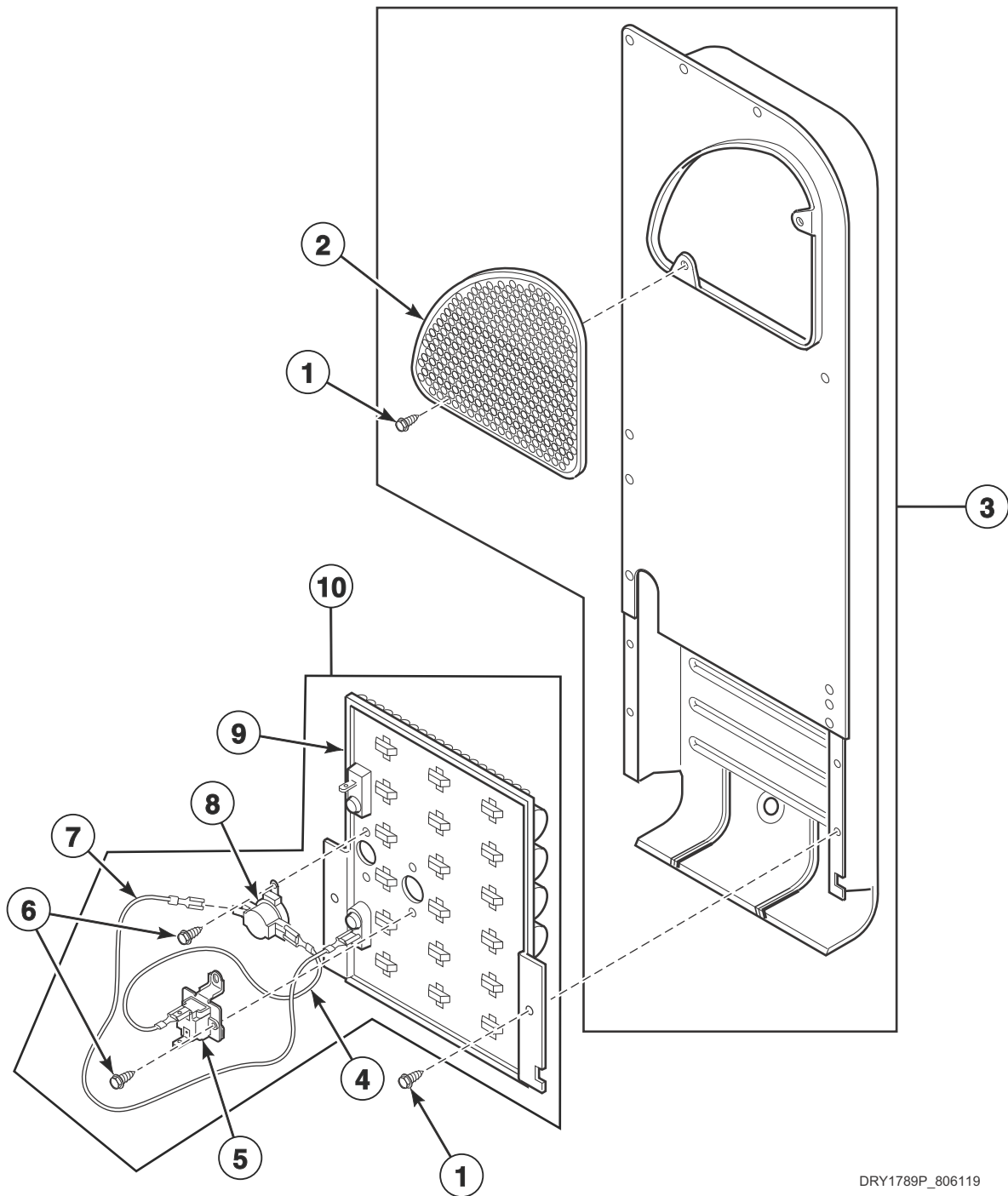
DRY10B_806119

Heater Duct and Element Assembly (Drawing 1 of 2)

REF	PART NO.	DESCRIPTION	COMMENTS
	756P3	Conversion Kit	400 Volt, 4 wire WYE to 240 Volt, 3 wire Delta
1	503688	Screw	
2	500820	Outlet Cover	
3	510025P	Heater Duct and Screw Assembly	Includes items 1 and 2
4	511270	Jumper Wire Assembly	3 Phase
5	70121001	End Stop	
6	511112P	Block to Relay Harness	Terminal block to contactor
7	M412693	Din Rail	
8	F330177P	Contactor	
9	511114P	Relay to Heater Harness	Contactor to heater
10	23222	Screw	
11	511412	Thermal Fuse Assembly	
12	510701	Limit Thermostat	
13	511014P	Heater	400 Volt/3 Phase

Heater Duct and Element Assembly (Drawing 2 of 2)

Single Phase Electric Models



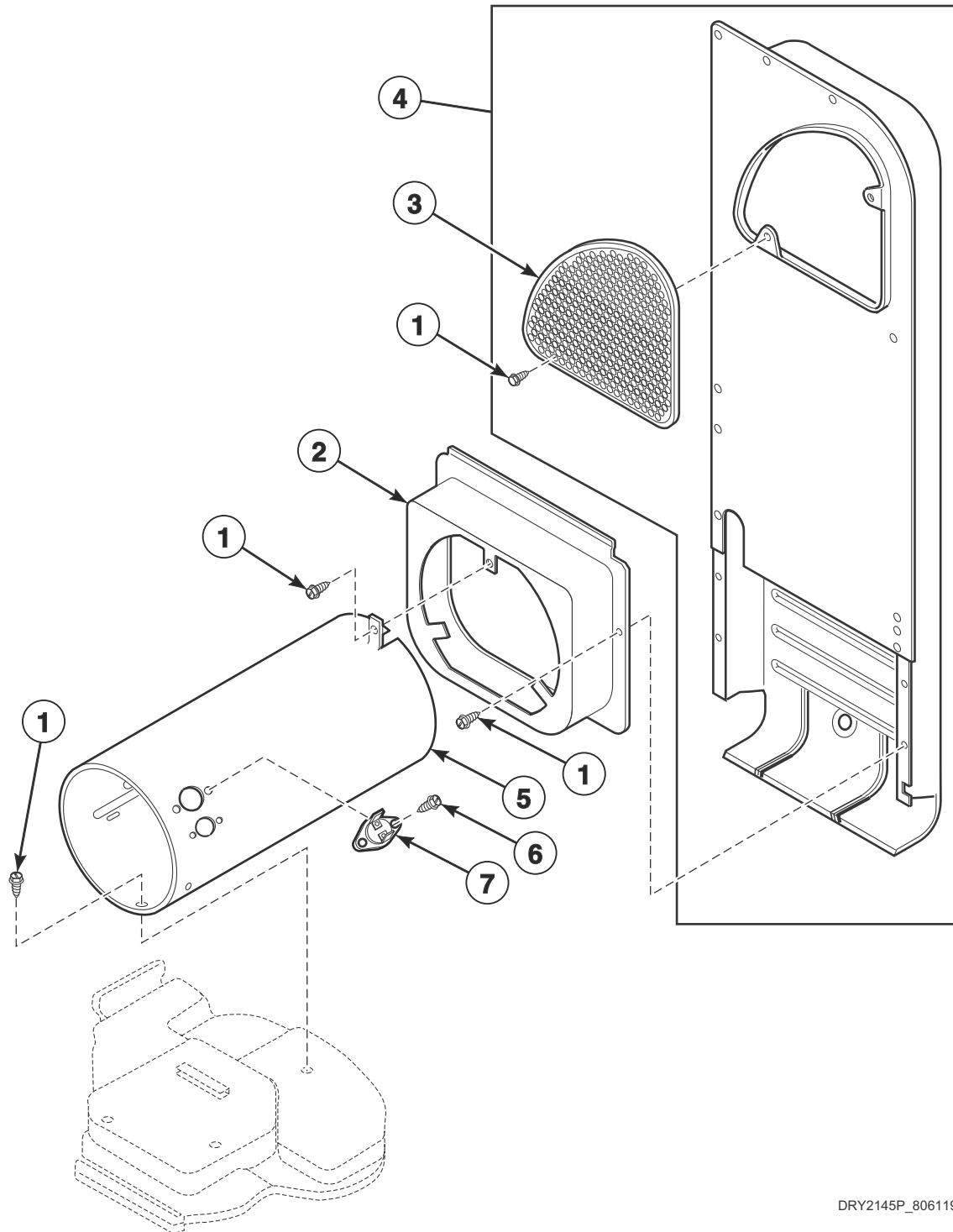
DRY1789P_806119

Heater Duct and Element Assembly (Drawing 2 of 2)

REF	PART NO.	DESCRIPTION	COMMENTS
1	503688	Screw	
2	500820	Outlet Cover	
3	510025P	Heater Duct and Screw Assembly	Includes item 2
4	510528	Wire Assembly	Orange; Thermostat jumper
5	511412	Thermal Fuse Assembly	
6	23222	Screw	
7	510527	Wire Assembly	Black; Fuse jumper
8	510701	Limit Thermostat	
9	510326P	Heater Assembly	4800 Watt; 240 Volt/50 Hertz; Models JT1JEASP413EW06, JT1JGASP413EW06, JT1JMASG413EN06, JT1JXASP413EW06, JTEJEASP303EW06, JTEJXASP303EW06, NT1JLASP413UW06, NT1JXASP403UW06, PTEJXASG303UG06, PTEJXASP303UG06, ST1JXASP403EW06, STEWYAJP303NN22 and STEWYAJP303NW22
	510324P	Heater Assembly	5000 Watt; 240 Volt/60 Hertz; Models HTENXASP283CW01, HTENYASP283CW01, STENEASP283CW01, STENXASP283CW01 and STENYASP283CW01
	510330P	Heater Assembly	4250 Watt; 208 Volt/60 Hertz; Models HTENXASP293CW01, HTENYASP293CW01, STENEASP293CW01, STENXASP293CW01 and STENYASP293CW01
	510327P	Heater Assembly	4000 Watt; 240 Volt/50 Hertz; Models PTEJXASP434AG01, STENXASP433AW01 and STENXASP433AW12
	510329P	Heater Assembly	5350 Watt; 240 Volt/60 Hertz; All other models
10	965P3	Heater Kit	Includes items 4-9; 4250 Watt; 208 Volt/60 Hertz; Models HTENXASP293CW01, HTENYASP293CW01, STENEASP293CW01, STENXASP293CW01 and STENYASP293CW01
	61929	Heater Kit Assembly	Includes items 4-9; 4800 Watt; 240 Volt/50 Hertz; Models JT1JEASP413EW06, JT1JGASP413EW06, JT1JMASG413EN06, JT1JXASP413EW06, JTEJEASP303EW06, JTEJXASP303EW06, NT1JLASP413UW06, NT1JXASP403UW06, PTEJXASG303UG06, PTEJXASP303UG06, ST1JXASP403EW06, STEWYAJP303NN22 and STEWYAJP303NW22
	61927	Heater Kit Assembly	Includes items 4-9; 5000 Watt; 240 Volt/60 Hertz; Models HTENXASP283CW01, HTENYASP283CW01, STENEASP283CW01, STENXASP283CW01 and STENYASP283CW01
	61930	Heater Kit Assembly	Includes items 4-9; 4000 Watt; 240 Volt/50 Hertz; Models PTEJXASP434AG01, STENXASP433AW01 and STENXASP433AW12
	61928	Heater Kit Assembly	Includes items 4-9; 4750 Watt; 208 Volt/60 Hertz; All other models
	964P3	Heater Kit	Includes items 4-9; 5350 Watt; 240 Volt/60 Hertz; All other models

Heater Duct Assembly

Gas Models



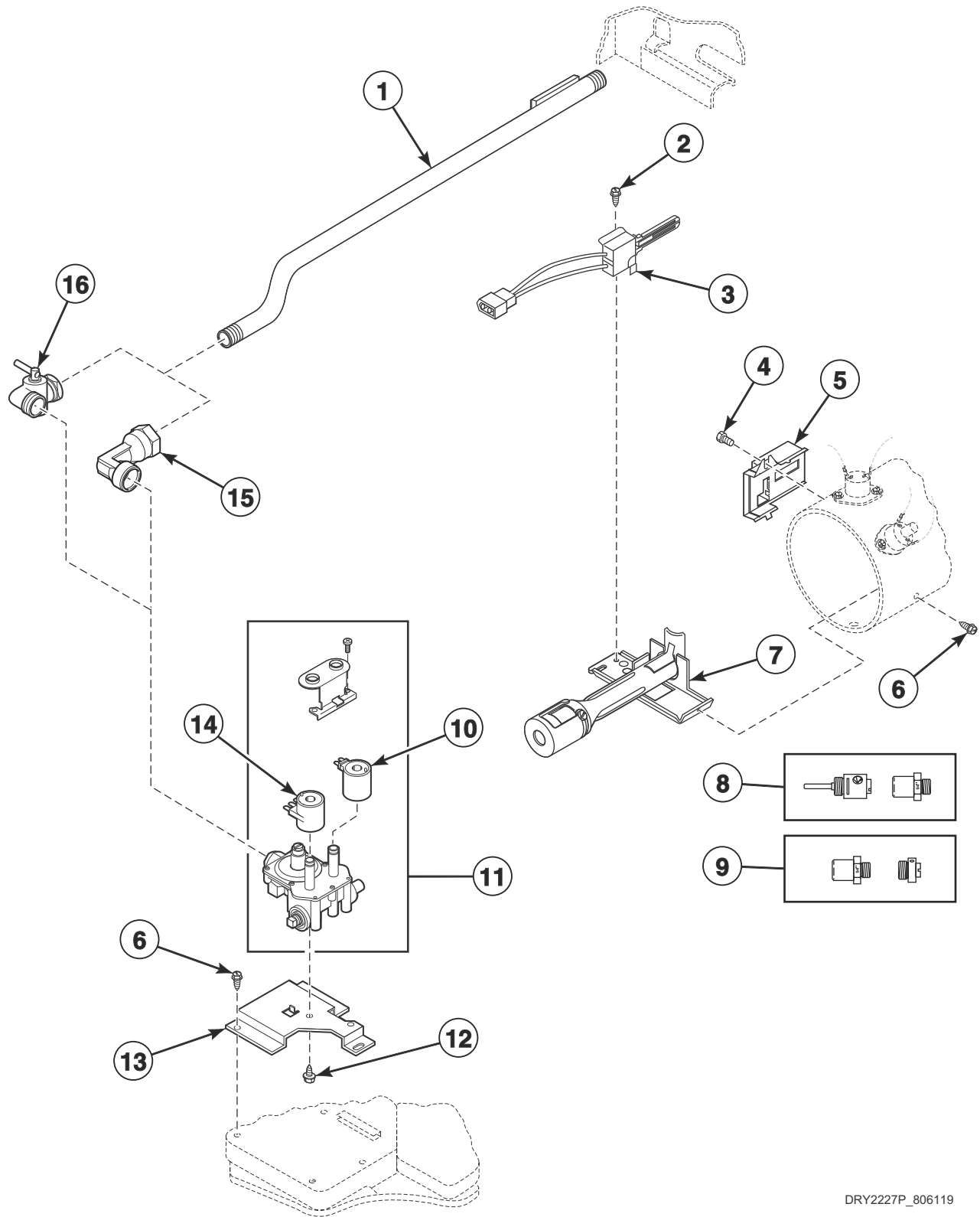
DRY2145P_806119

Heater Duct Assembly

REF	PART NO.	DESCRIPTION	COMMENTS
1	503688	Screw	
2	510101	Heat Duct Shroud	
3	500820	Outlet Cover	
4	510025P	Heater Duct and Screw Assembly	Includes items 1 and 3
5	510131	Combustion Duct	
6	51782	Screw	
7	510702	Limit Thermostat	Black; Auto reset

Gas Valve, Igniter and Gas Conversion Kits

Gas Model Dryers



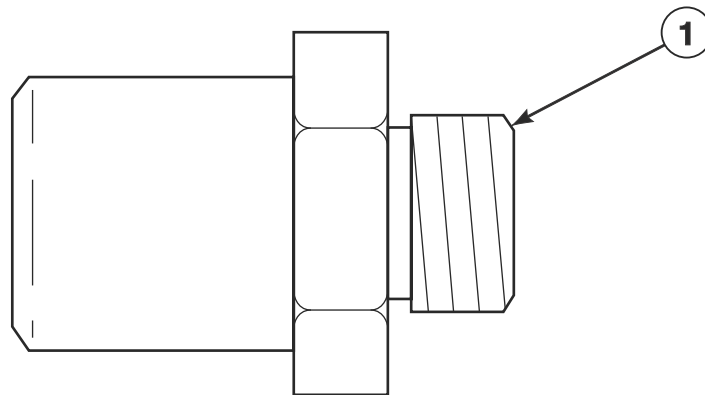
DRY2227P_806119

Gas Valve, Igniter and Gas Conversion Kits

REF	PART NO.	DESCRIPTION	COMMENTS
1	510204	Lead-In Pipe Assembly	
2	51782	Screw	
3	510184P	Igniter and Bracket Assembly	
4	23222	Screw	
5	510213	Sensor	
6	503688	Screw	
7	510149P	Burner Assembly	
8	458P3	L.P. Conversion Kit	Used to convert dryers from N.G. or Mixed Gas to L.P.; 25,000 Btu; Models HTGNXASP093CW01, HTGNXASP113FW01, HTGNXASP123DW01, HTGNXASP543DW01, PTGJCASP114TG01, PTGJXASG543ZG01, PTGJXASP114TG01, PTGJXASP304AG01, PTGJXASP543ZG01, STGNCASP113TW01, STGNCFSP113TW01, STGNEASP093CW01, STGNXASG113JW01, STGNXASG113TW01, STGNXASP093CW01, STGNXASP113FW01, STGNXASP113TW01, STGNXASP123DW01, STGNXASP303AW01, STGNXASP303AW12, STGNXASP543DN01, STGNXASP543DW01, STGNXFSP113TW01, STGNYASP093CW01, STGNYASP113TN01, STGNYASP113TW01, STGNYFSP113TW01, STGWYAJP303NN22, STGWYASP113TW01, STLNXASP543NW23, STLNYASP543NW23, STLNYASP543PW01 and STLWXASP543NN22
	599P3	L.P. Conversion Kit	Used to convert dryer from Natural Gas (N.G.) or Mixed Gas to Liquid Petroleum Gas (L.P.); 20,000 Btu; All other models
9	459P3	N.G. Conversion Kit	Used to convert dryers from L.P. to N.G. or Mixed Gas; 25,000 Btu
10	58804B	Secondary Coil	
11	60353P	Gas Valve Assembly	60 Hertz; 25,000 Btu; Models HTGNXASP093CW01, HTGNXASP113FW01, HTGNXASP123DW01, HTGNXASP543DW01, PTGJCASP114TG01, PTGJXASG543ZG01, PTGJXASP114TG01, PTGJXASP543ZG01, STGNCASP113TW01, STGNCFSP113TW01, STGNEASP093CW01, STGNXASG113JW01, STGNXASG113TW01, STGNXASP093CW01, STGNXASP113FW01, STGNXASP113TW01, STGNXASP123DW01, STGNXASP543DN01, STGNXASP543DW01, STGNXFSP113TW01, STGNYASP093CW01, STGNYASP113TN01, STGNYASP113TW01, STGNYFSP113TW01, STGWYASP113TW01, STLNXASP543NW23, STLNYASP543NW23, STLNYASP543PW01 and STLWXASP543NN22
	60443P	Valve Assembly	50 Hertz; 25,000 Btu; Models PTGJXASP304AG01, STGNXASP303AW01, STGNXASP303AW12 and STGWYAJP303NN22
	59063P	Gas Valve Assembly	50 Hertz; 20,000 Btu; All other models
12	56124	Screw	
13	510128	Gas Valve Mounting Bracket	
14	58804A	Booster and Holding Coil	
15	513072	Elbow	Models STLNXASP543NW23, STLNYASP543NW23, STLNYASP543PW01 and STLWXASP543NN22
16	510205	Elbow Shut-Off Valve	All models except STLNXASP543NW23, STLNYASP543NW23, STLNYASP543PW01 and STLWXASP543NN22

Burner Orifice Spuds - For Higher Elevations

Gas Models

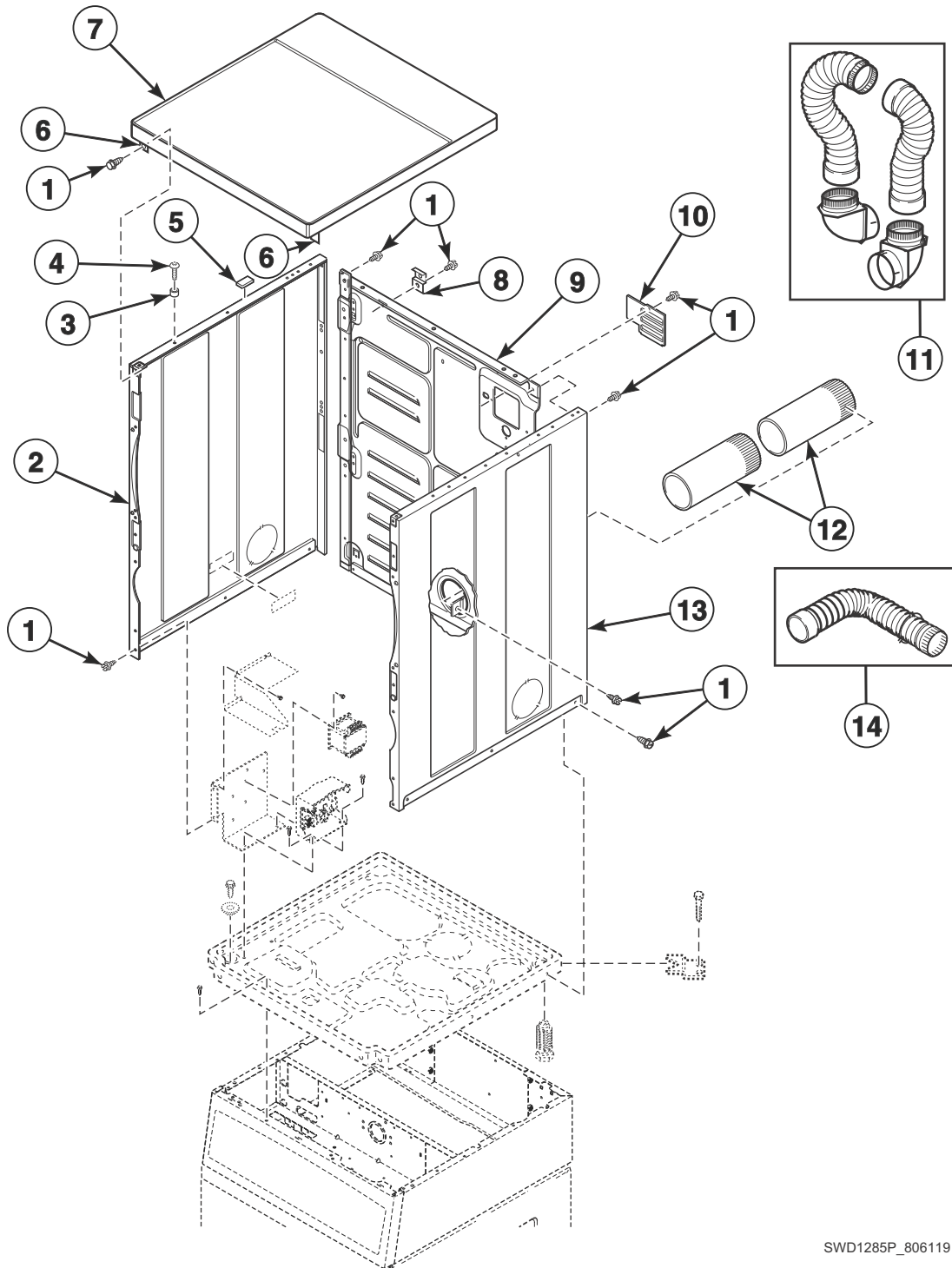


DRY2266P_806119

Burner Orifice Spuds - For Higher Elevations

REF	PART NO.	DESCRIPTION	COMMENTS
1	58755	L.P. Orifice	25,000 Btu; 7500-10,999 feet (2290-3354 m)
	503786	L.P. Orifice	25,000 Btu; 11,000 feet (3355 m) and higher
	58719	Screw Orifice	Natural Gas (N.G.); 25,000 Btu; 7000-8999 feet (2135-2744 m)
	503776	N.G. Orifice	25,000 Btu; 2000-2999 feet (610-914 m)
	510517	N.G. Orifice	25,000 Btu; 3000-5499 feet (915-1679 m)
	503778	N.G. Orifice	25,000 Btu; 5500-6999 feet (1680-2134 m)
	503779	N.G. Orifice	25,000 Btu; 9000-10,499 feet (2745-3199 m)
	503780	N.G. Orifice	25,000 Btu; 10,500 feet (3200 m) and higher

Dryer Cabinet and Exhaust Duct

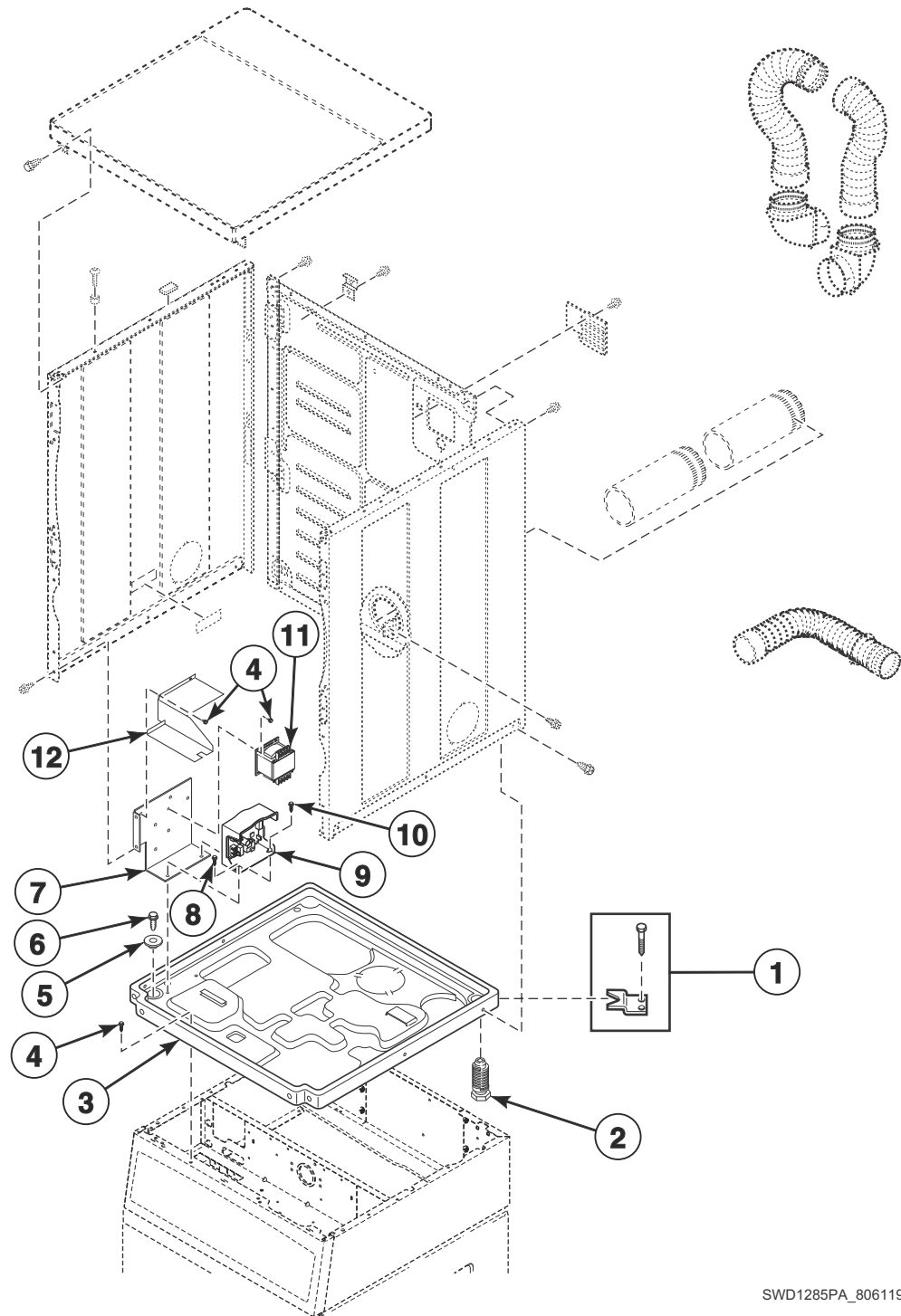


SWD1285P_806119

Dryer Cabinet and Exhaust Duct

REF	PART NO.	DESCRIPTION	COMMENTS
	122P4P	Porcelain Touch-Up Paint	White
	806436P	Paint	Dark gray
1	503688	Screw	
2	510001WP	Cabinet Side Panel	Left; White
	510001DGP	Cabinet Side Panel	Left; Dark gray
3	56079	Panel Locator	
4	39733	Screw	
5	56128	Bumper Pad	
6	510146	Bracket	
7	510032WP	Top Kit	White
	510032DG	Top Panel	Dark gray
	803144P	Top Kit	Stainless steel
8	510136	Top Hinge	
9	514632P	Cabinet Rear Panel	
10	510903	Access Panel Plate	
11	521P3	Flexible Venting Kit	
12	510137	Exhaust Duct	Each dryer requires 2 pieces
13	510002WP	Cabinet Side Panel	Right; White
	510002DGP	Cabinet Side Panel	Right; Dark gray
14	528P3	Directional Exhaust Kit	Used to vent dryer out the sides

Dryer Base



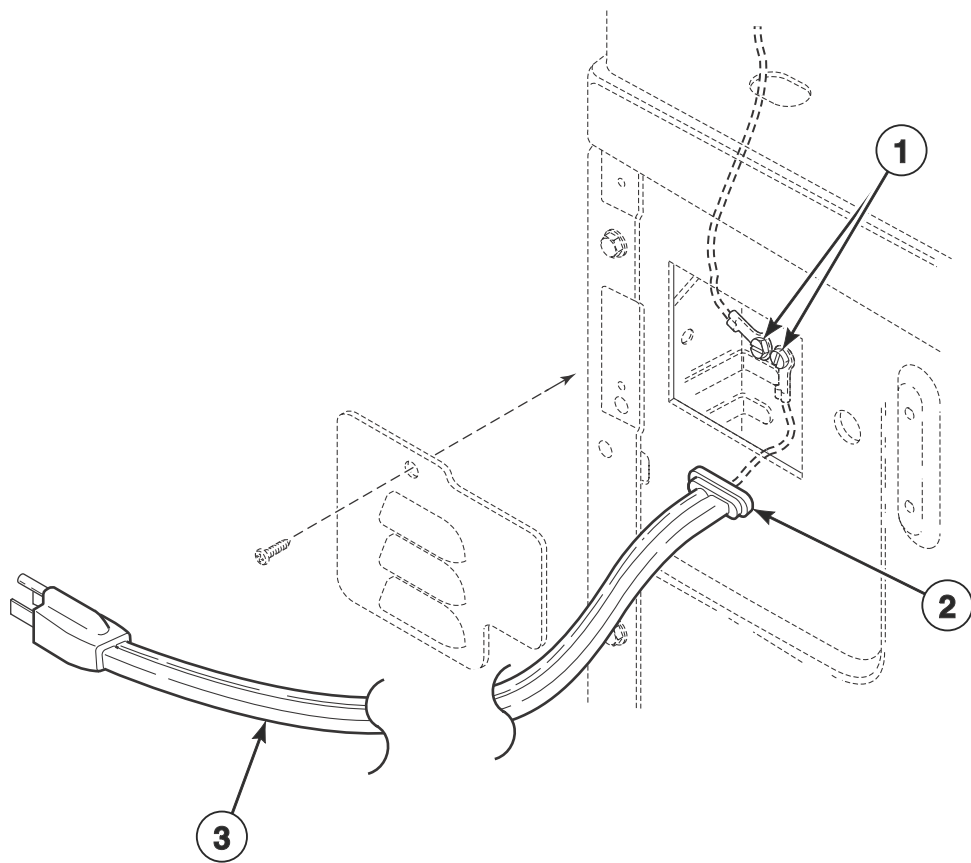
SWD1285PA_806119

Dryer Base

REF	PART NO.	DESCRIPTION	COMMENTS
1	526P3	Hold Down Kit	For mobile home installations
2	510135	Leveling Leg	
3	514245	Dryer Base	
4	503688	Screw	
5	26509	Washer	
6	36048	Screw	
7	514351	Bracket Assembly	Models JT2JEASP413EW06, JT2JGASP413EW06, JT2JMASG413EN06, JT2JXASP413EW06, JTGJEASP303EW06, JTGJXASP303EW06, NT2JLASP403UN01, NT2JLASP403UW01, NT2JLASP403UW06, NT2JXASP403UN01, NT2JXASP403UW06, PT2JGAJG403UG06, PT2JGAJP403UG06, PT2JGASG403UG06, PT2JGASP403UG06, PT2JXASG403UG06, PT2JXASP403UG06, PTGJXASG303UG06, PTGJXASG543ZG01, PTGJXASP303UG06, PTGJXASP304AG01, PTGJXASP543ZG01, ST2JXASP403EW06, STGNXASP303AW01, STGNXASP303AW12, STGNXASP543DN01, STGNXASP543DW01, STGWYAJP303NN22, STLNXASP543NW23, STLNYASP543NW23, STLNYASP543PW01 and STLWXASP543NN22
8	514428	Screw	
9	513797P	Output Control Assembly	
	514420	Output Board Shield	All models except HTENXASP283CW01, HTENXASP293CW01, HTENYASP283CW01, HTENYASP293CW01, HTGNXASP093CW01, NT3JLASP403NN22, NT3JLASP403NW22, NT3JXASP403NW22, NTHJXASP543NW01, NTHJYASP543NW01, PTEJCASP174TG01, PTEJXASP174TG01, PTGJCASP114TG01, PTGJXASP114TG01, ST3JXASP403NW22, STENCASP173TW01, STENCFSP173TW01, STENEASP283CW01, STENEASP293CW01, STENXASP173TW01, STENXASP283CW01, STENXASP293CW01, STENXFSP173TW01, STENYASP173TN01, STENYASP173TW01, STENYASP283CW01, STENYASP293CW01, STENYFSP173TW01, STEWYAJP303NN22, STEWYAJP303NW22, STEWYASP173TW01, STGNCASP113TW01, STGNCFSP113TW01, STGNEASP093CW01, STGNXASG113TW01, STGNXASP093CW01, STGNXASP113TW01, STGNXFSP113TW01, STGNYASP093CW01, STGNYASP113TN01, STGNYASP113TW01, STGNYFSP113TW01, STGWYAJP303NN22, STGWYASP113TW01, STLNXASP543NW23, STLNYASP543NW23, STLWXASP543NN22 and TT3JXASP403NW22
10	804667	Screw	
11	513763	Transformer	Models JT2JEASP413EW06, JT2JGASP413EW06, JT2JMASG413EN06, JT2JXASP413EW06, JTGJEASP303EW06, JTGJXASP303EW06, NT2JLASP403UN01, NT2JLASP403UW01, NT2JLASP403UW06, NT2JXASP403UN01, NT2JXASP403UW06, PT2JGAJG403UG06, PT2JGAJP403UG06, PT2JGASG403UG06, PT2JGASP403UG06, PT2JXASG403UG06, PT2JXASP403UG06, PTGJXASG303UG06, PTGJXASG543ZG01, PTGJXASP303UG06, PTGJXASP304AG01, PTGJXASP543ZG01, ST2JXASP403EW06, STGNXASP303AW01, STGNXASP303AW12, STGNXASP543DN01, STGNXASP543DW01, STGWYAJP303NN22, STLNXASP543NW23, STLNYASP543NW23, STLNYASP543PW01 and STLWXASP543NN22
12	514334	Transformer Shield	Models JT2JEASP413EW06, JT2JGASP413EW06, JT2JMASG413EN06, JT2JXASP413EW06, JTGJEASP303EW06, JTGJXASP303EW06, NT2JLASP403UN01, NT2JLASP403UW01, NT2JLASP403UW06, NT2JXASP403UN01, NT2JXASP403UW06, PT2JGAJG403UG06, PT2JGAJP403UG06, PT2JGASG403UG06, PT2JGASP403UG06, PT2JXASG403UG06, PT2JXASP403UG06, PTGJXASG303UG06, PTGJXASG543ZG01, PTGJXASP303UG06, PTGJXASP304AG01, PTGJXASP543ZG01, ST2JXASP403EW06, STGNXASP303AW01, STGNXASP303AW12, STGNXASP543DN01, STGNXASP543DW01, STGWYAJP303NN22, STLNXASP543NW23, STLNYASP543NW23, STLNYASP543PW01 and STLWXASP543NN22

Dryer Lead-In Cord

Models HTGNXASP093CW01, PTGJCASP114TG01, PTGJXASP114TG01, STGNCASP113TW01, STGNCFSP113TW01, STGNEASP093CW01, STGNXASG113TW01, STGNXASP093CW01, STGNXASP113TW01, STGNXFSP113TW01, STGNYASP093CW01, STGNYASP113TN01, STGNYASP113TW01, STGNYFSP113TW01, STGWYASP113TW01, STLNXASP543NW23, STLNYASP543NW23 and STLWXASP543NN22



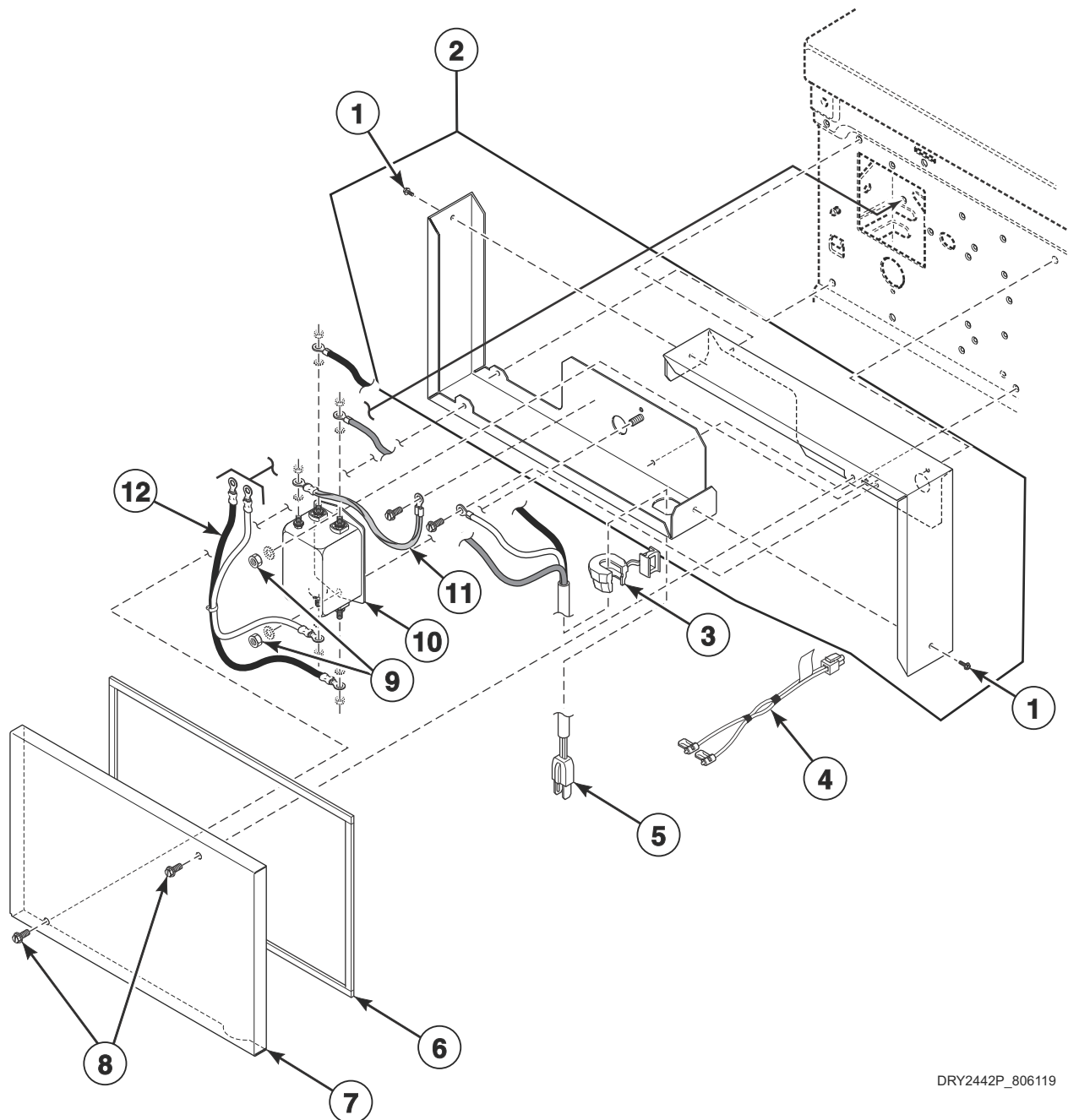
DRY1790P_806119

Dryer Lead-In Cord

REF	PART NO.	DESCRIPTION	COMMENTS
1	20530	Screw	
2	F140312	Connector	Models HTGNXASP093CW01, STGNEASP093CW01, STGNXASP093CW01 and STGNYASP093CW01
	38384	Strain Relief	All other models
3	203344	Lead-In Cord	Models STLNXASP543NW23, STLNYASP543NW23 and STLWXASP543NN22
	58992	Power Cord Assembly	Models HTGNXASP093CW01, STGNEASP093CW01, STGNXASP093CW01 and STGNYASP093CW01
	202777	Lead-In Cord	Models PTGJCASP114TG01, PTGJXASP114TG01, STGNCASP113TW01, STGNCFSP113TW01, STGNXASG113TW01, STGNXASP113TW01, STGNXFSP113TW01, STGNYASP113TN01, STGNYASP113TW01, STGNYFSP113TW01 and STGWYASP113TW01

Junction Box

All Models Except HTENXASP283CW01, HTENXASP293CW01, HTENYASP283CW01, HTENYASP293CW01, HTGNXASP093CW01, NT3JLASP403NN22, NT3JLASP403NW22, NT3JXASP403NW22, NTHJXASP543NW01, NTHJYASP543NW01, PTEJCASP174TG01, PTEJXASP174TG01, PTGJCASP114TG01, PTGJXASP114TG01, ST3JXASP403NW22, STENCASP173TW01, STENCFSP173TW01, STENEASP283CW01, STENEASP293CW01, STENXASP173TW01, STENXASP283CW01, STENXASP293CW01, STENXFSP173TW01, STENYASP173TN01, STENYASP173TW01, STENYASP283CW01, STENYASP293CW01, STENYFSP173TW01, STEWYAJP303NN22, STEWYAJP303NW22, STEWYASP173TW01, STGNCASP113TW01, STGNCFSP113TW01, STGNEASP093CW01, STGNXASG113TW01, STGNXASP093CW01, STGNXASP113TW01, STGNXFSP113TW01, STGNYASP093CW01, STGNYASP113TN01, STGNYASP113TW01, STGNYFSP113TW01, STGWYAJP303NN22, STGWYASP113TW01, STLNXASP543NW23, STLNYASP543NW23, STLWXASP543NN22 and TT3JXASP403NW22

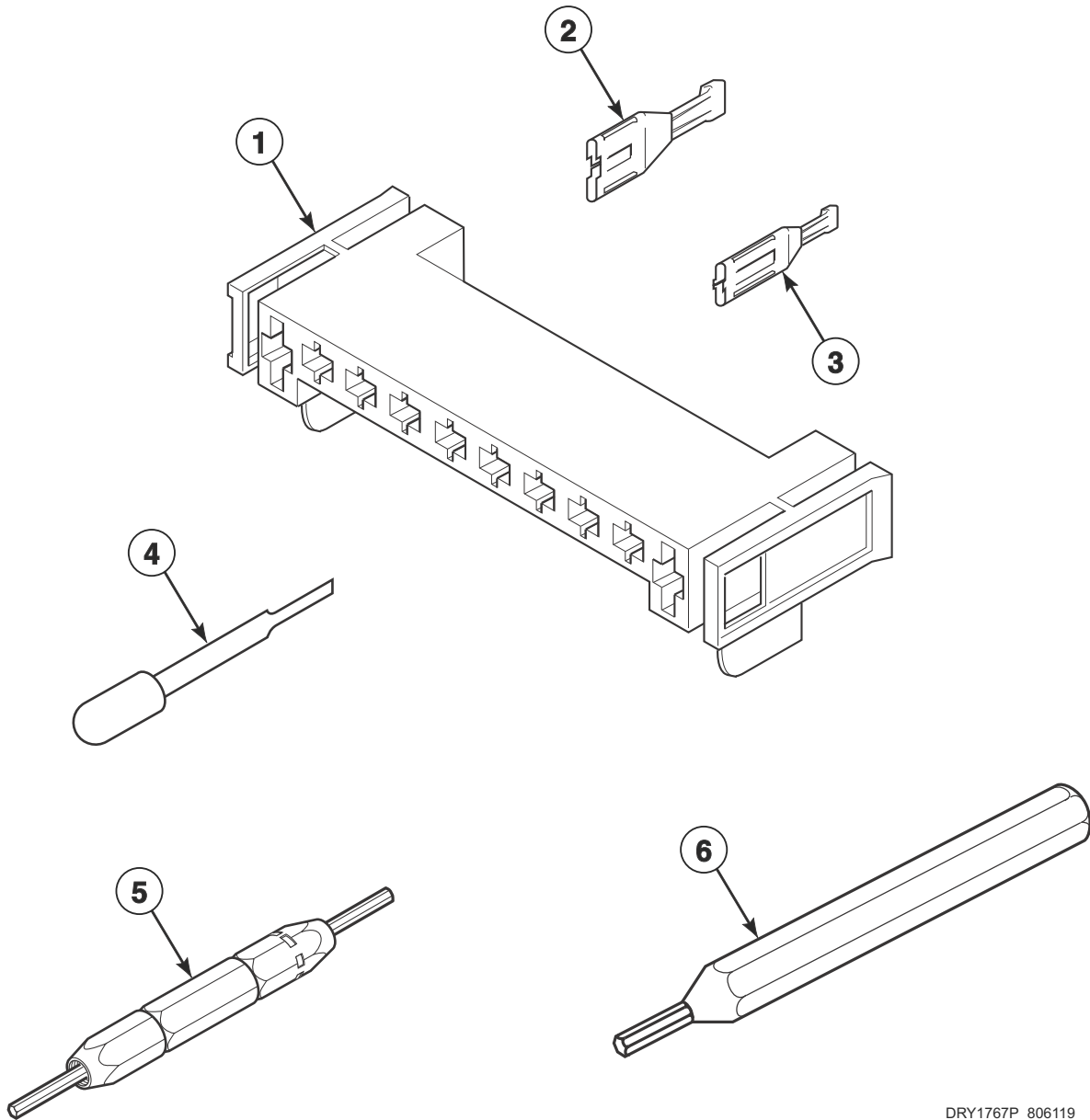


DRY2442P_806119

Junction Box

REF	PART NO.	DESCRIPTION	COMMENTS
1	503688	Screw	4 required
2	516154	Junction Box Assembly	3 Phase models; Includes items 1 and 6
	516153	Junction Box Assembly	1 Phase Electric models; Includes items 1 and 6
	516152	Junction Box Assembly	1 Phase Gas models; Includes items 1 and 6
3	60298	Strain Relief	
4	804396	Filter Harness	Filter to main harness; Models JT2JEASP413EW06, JT2JGASP413EW06, JT2JMASG413EN06, JT2JXASP413EW06, JT2JGASP303EW06, JT2JXASP303EW06, NT2JLASP403UN01, NT2JLASP403UW01, NT2JLASP403UW06, NT2JXASP403UN01, NT2JXASP403UW06, PT2JGAJG403UG06, PT2JGAJP403UG06, PT2JGASG403UG06, PT2JGASP403UG06, PT2JXASG403UG06, PT2JXASP403UG06, PTGJXASG303UG06, PTGJXASG543ZG01, PTGJXASP303UG06, PTGJXASP543ZG01, ST2JXASP403EW06, STGNXASG113JW01 and STLNYASP543PW01
5	514952	Lead-In Cord	Model STGNXASG113JW01
	203208	Lead-In Cord	Models JT2JEASP413EW06, JT2JGASP413EW06, JT2JXASP413EW06, JT2JGASP303EW06, JT2JXASP303EW06, NT2JLASP403UN01, NT2JLASP403UW01, NT2JLASP403UW06, NT2JXASP403UN01, NT2JXASP403UW06, PT2JGAJG403UG06, PT2JGAJP403UG06, PT2JGASG403UG06, PT2JGASP403UG06, PT2JXASG403UG06, PT2JXASP403UG06, PTEJXASP303UG06, PTGJXASG303UG06, PTGJXASG543ZG01, PTGJXASP303UG06, PTGJXASP543ZG01 and ST2JXASP403EW06
	202926	Lead-In Cord	Models PTGJXASP304AG01, STGNXASP303AW01 and STGNXASP303AW12
	506106	Lead-In Cord Assembly	3 Phase models
	503597	Lead-In Cord Assembly	Models HTENXASP133DW01, HTENXASP133FW01, HTENXASP543DW01, JT1JEASP413EW06, JT1JGASP413EW06, JT1JMASG413EN06, JT1JXASP413EW06, JTEJEASP303EW06, JTEJXASP303EW06, NT1JLASP413UW06, NT1JXASP403UW06, PTEJXASG303UG06, PTEJXASG543ZG01, PTEJXASP303UG06, PTEJXASP543ZG01, ST1JXASP403EW06, STENXASP133DW01, STENXASP133FW01, STENXASP543DN01 and STENXASP543DW01
	61605P	Lead-In Cord Kit	Models PTEJXASP434AG01, STENXASP433AW01 and STENXASP433AW12
	514061	Lead-In Cord	Models HTGNXASP123DW01, HTGNXASP543DW01, STGNXASP123DW01, STGNXASP543DN01 and STGNXASP543DW01
	514953	Lead-In Cord	Models HTGNXASP113FW01 and STGNXASP113FW01
	202925	Lead-In Cord	Model STLNYASP543PW01
6	514379P	Junction Box Seal	4 required
7	514363	Junction Box Cover	
8	503661	Screw	2 required
9	51236	Nut	3 Phase models; 4 required
	29787	Nut	1 Phase models; 2 required
10	804844	Line Filter	1 Phase Electric models; 30 Amp
	804864	Line Filter	1 Phase Gas models; 10 Amp
	514384P	Filter	3 Phase models
11	514038	Ground Filter Harness	30 Amp; Electric models
	514039	Ground Filter Harness	10 Amp; Gas models
12	514037	Filter Harness	10 Amp; 1 Phase Gas models
	514036	Filter Harness	30 Amp; 1 Phase Electric models
	514040	Filter Harness	3 Phase models

Dryer Terminals and Terminal Extractor Tools

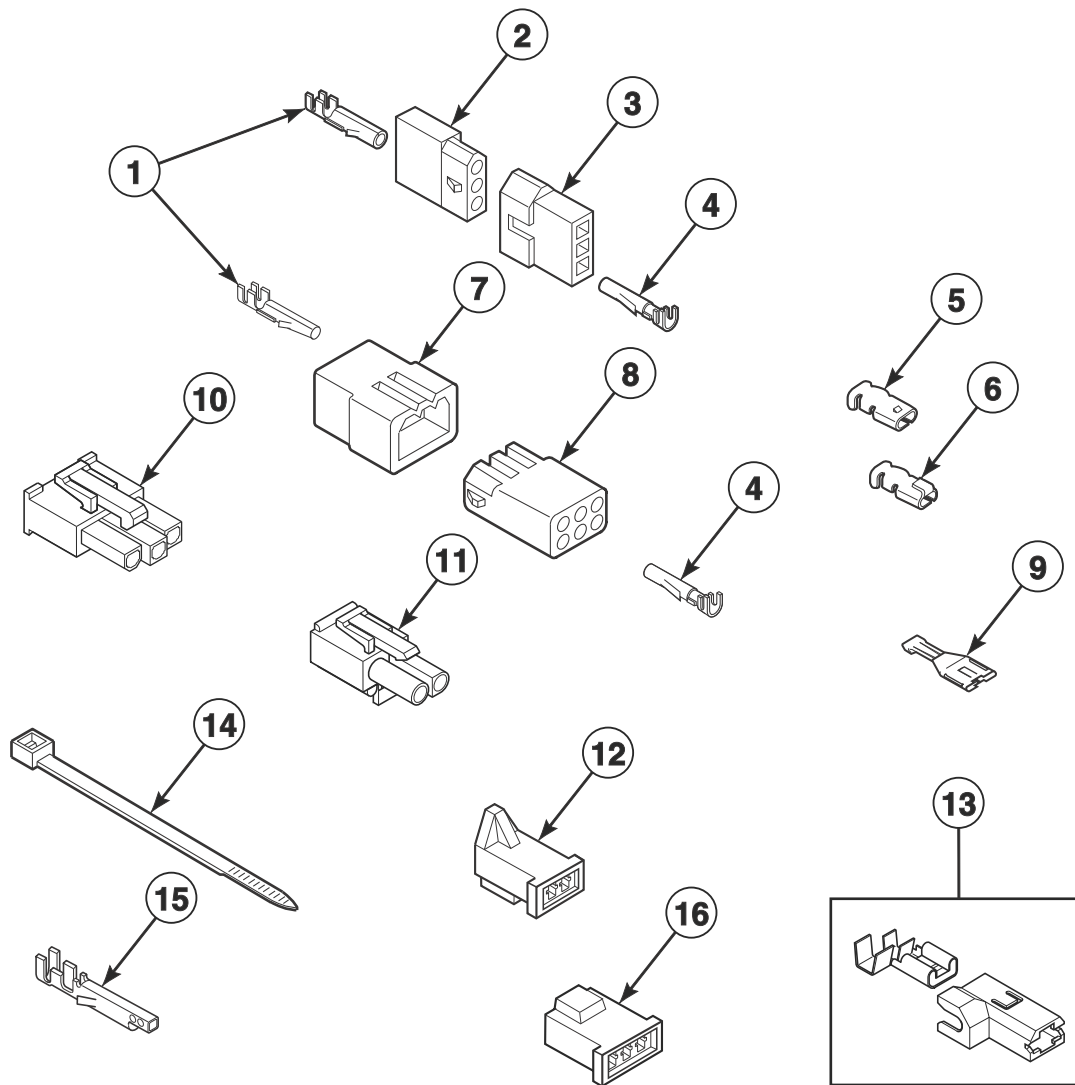


DRY1767P_806119

Dryer Terminals and Terminal Extractor Tools

REF	PART NO.	DESCRIPTION	COMMENTS
1	500338	10 Position Housing	
2	00255	Female Terminal	1/4 inch; (1) 12 gauge wire; Electric models
	00256	Female Terminal	1/4 inch; (1) or (2) 18 gauge wires; Gas models
3	00188	Female Terminal	For 1 or 2 wire application
4	283P4	Terminal Extractor Tool	For use on Molex connectors
5	190P4	Extractor Tool	For use on electric dryer terminals; Electric models
6	128P4	Extractor Tool	For use on gas dryer terminals; Gas models

Terminals

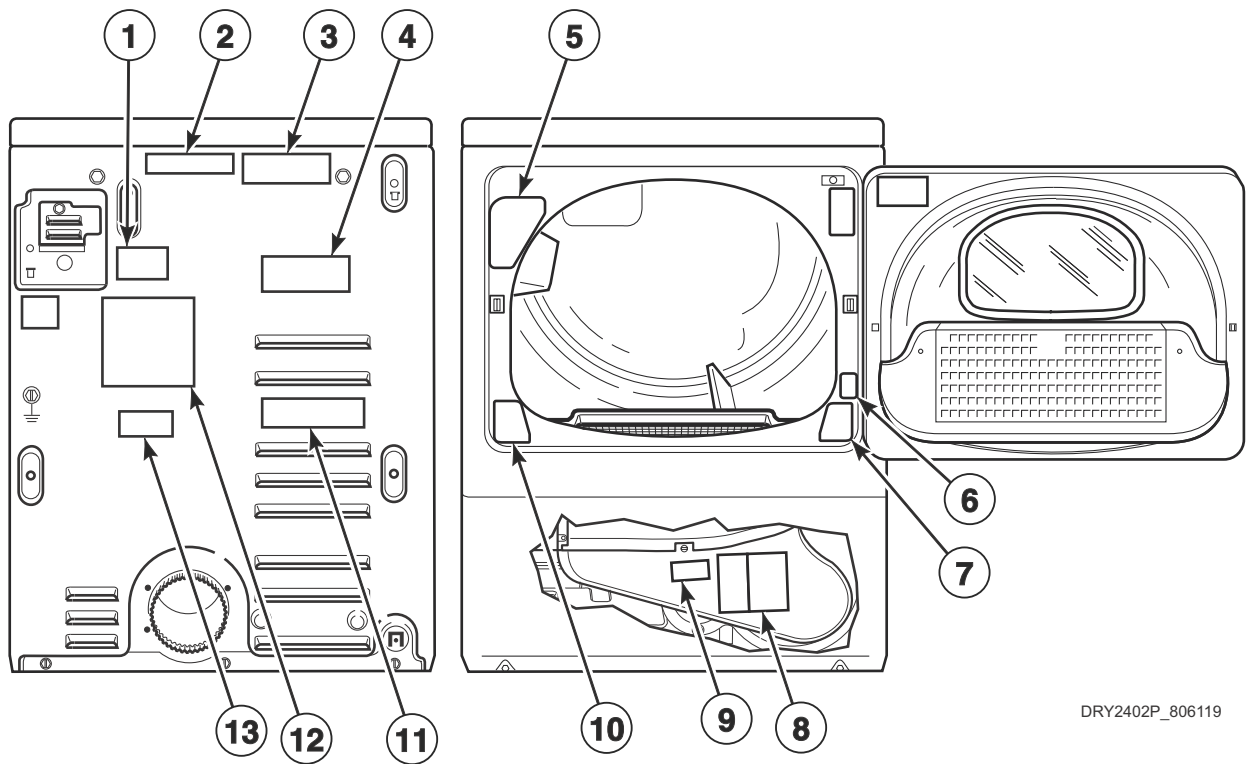


SWD1143P_806119

Terminals

REF	PART NO.	DESCRIPTION	COMMENTS
1	00117	Female Pin Terminal	
2	23039	3 Circuit Receptacle	
3	23040	Plug	
4	00116	Male Pin Terminal	
5	00189	Female Spade Terminal	Gas models
6	00361	Female Piggyback Terminal	Gas models
7	23033	9 Circuit Plug	
8	26708	6 Circuit Receptacle	
9	00256	Female Terminal	
10	36170	3 Circuit Receptacle	
11	501223	2 Circuit Receptacle	
12	58799	2 Circuit Connector	Gas models
13	00221	Insulated Female Flag Terminal	
14	55881	Harness Strap	
15	00252	Terminal	
16	58800	3 Circuit Connector	Gas models

Dryer Labels

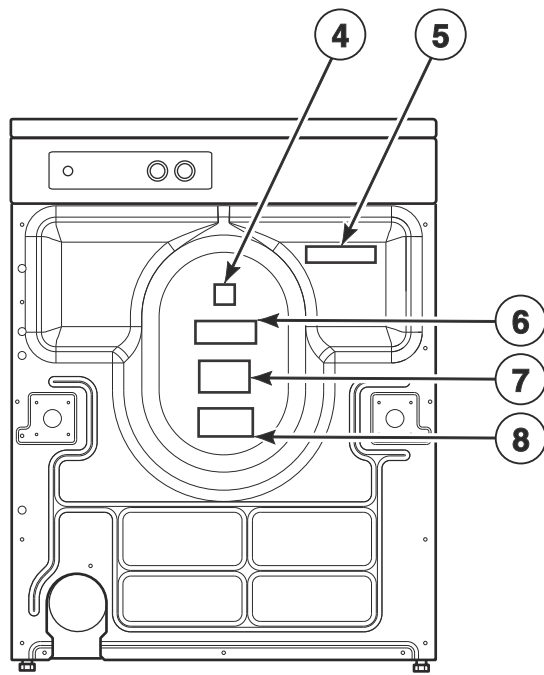
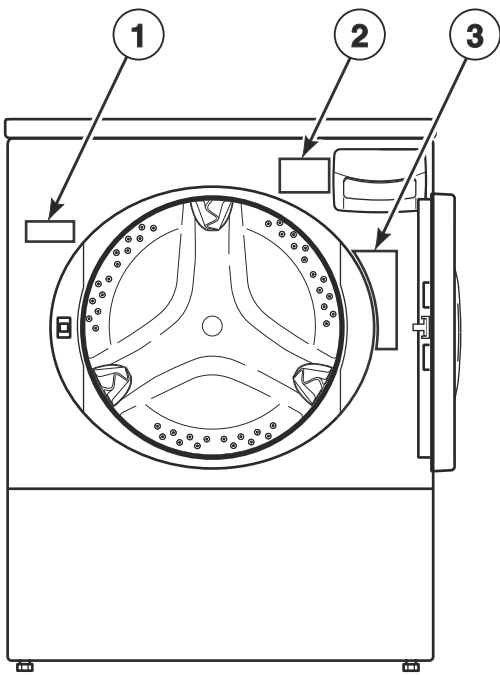


DRY2402P_806119

Dryer Labels

REF	PART NO.	DESCRIPTION	COMMENTS
1	803260	Warning Label	Turn off controls
2	505281	Disconnect Power Warning Label	Text; English
	500316	Warning Label	English/French; Disconnect power
3	44127701	Warning Label	Text; Electric shock
4	502791	Venting Instruction Label	
5	500281	Warning/Caution Label	
6	503887	Label	
7	512263	Warning Label	
8	511004	Gas Clearance Label	
	513341	Clearance Label	
9	500049	Warning Label	Text; Electric shock, rotating parts
	F8211201	Electrical Shock Label	Icon; Electric shock
	F8211301	Pinched Fingers Label	Icon; Crush hazard
10	502781	Lint Filter Label	Icon
11	505215	Gas Label	Text; Stainless steel flexible gas line
12	511005	Electric Clearance Label	
13	500497	Exhaust Warning Label	Text
	502507	Exhaust Warning Label	Icon
	502508	Warning Label	Icon; Fire

Washer Labels

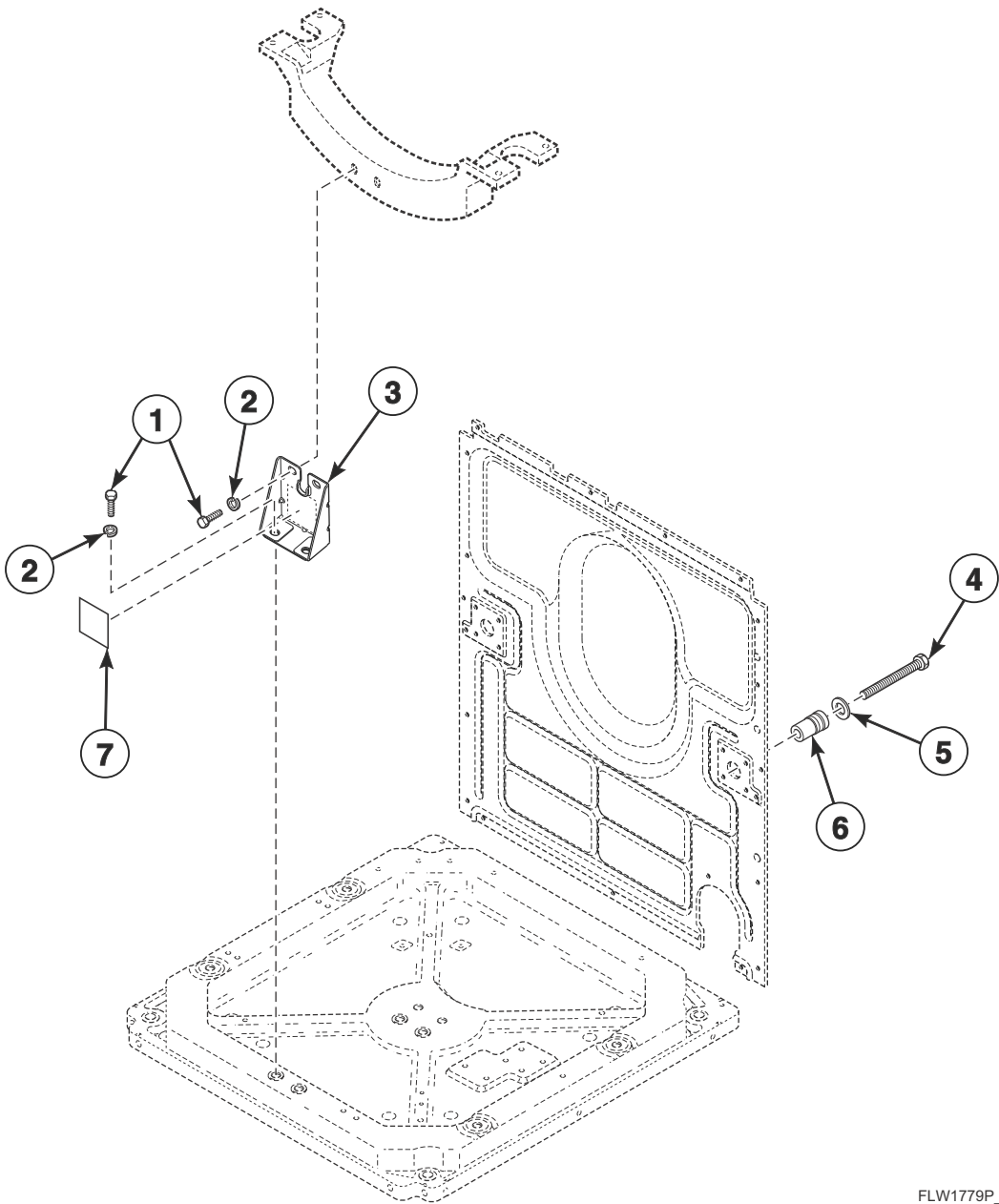


FLW1722P_806119

Washer Labels

REF	PART NO.	DESCRIPTION	COMMENTS
1	803011	Notice Label	
2	802074	Oversudsing Label	English
	802838	Oversudsing Label	Spanish
3	802367	Warning Label	Reduce fire risk; Door locked
4	513371	Read Instructions Label	
5	505281	Disconnect Power Warning Label	English
	801706	Caution Label	Icon; Ground machine
	500316	Warning Label	English/French; Disconnect power
6	685928	Left Hand Thread Label	Text; Left hand thread
	804949	Left Hand Thread Label	Icon; Left hand thread
7	803260	Warning Label	Disconnect power
	F8211201	Electrical Shock Label	Icon; Electric shock
8	500314	Warning Label	English/French
	F8211301	Pinched Fingers Label	Icon; Crush hazard

Shipping Materials

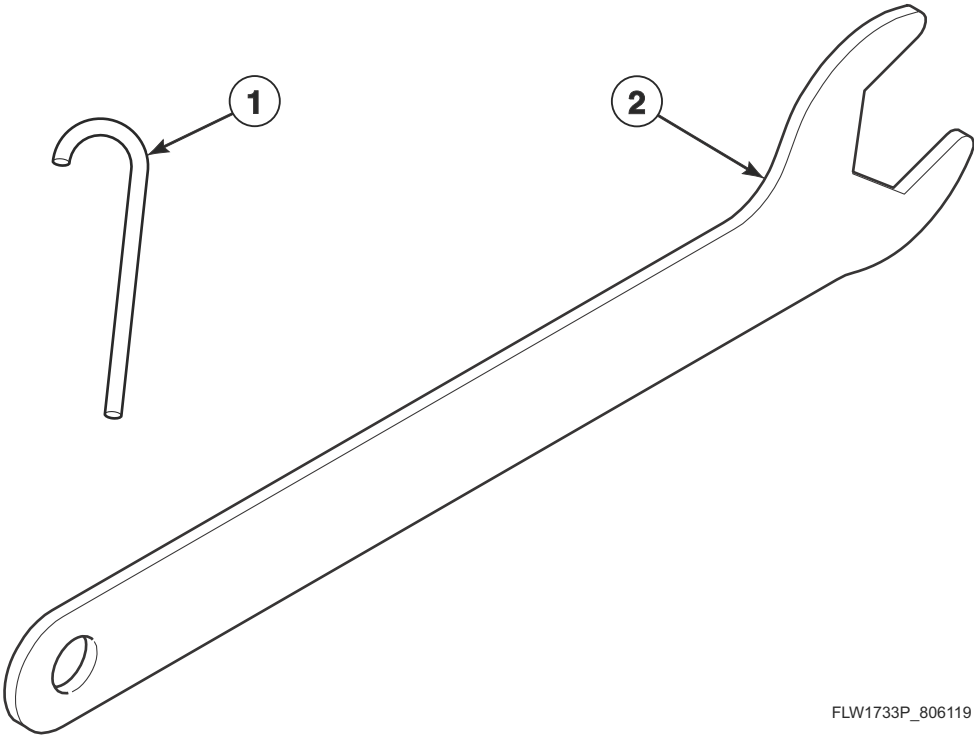


FLW1779P_806119

Shipping Materials

REF	PART NO.	DESCRIPTION	COMMENTS
1	M400043	Screw	
2	M400014	Washer	
3	804454	Shipping Brace	
4	800462	Screw	
5	800624	Washer	
6	803858	Shipping Spacer	
7	804488	Label	

Special Tools

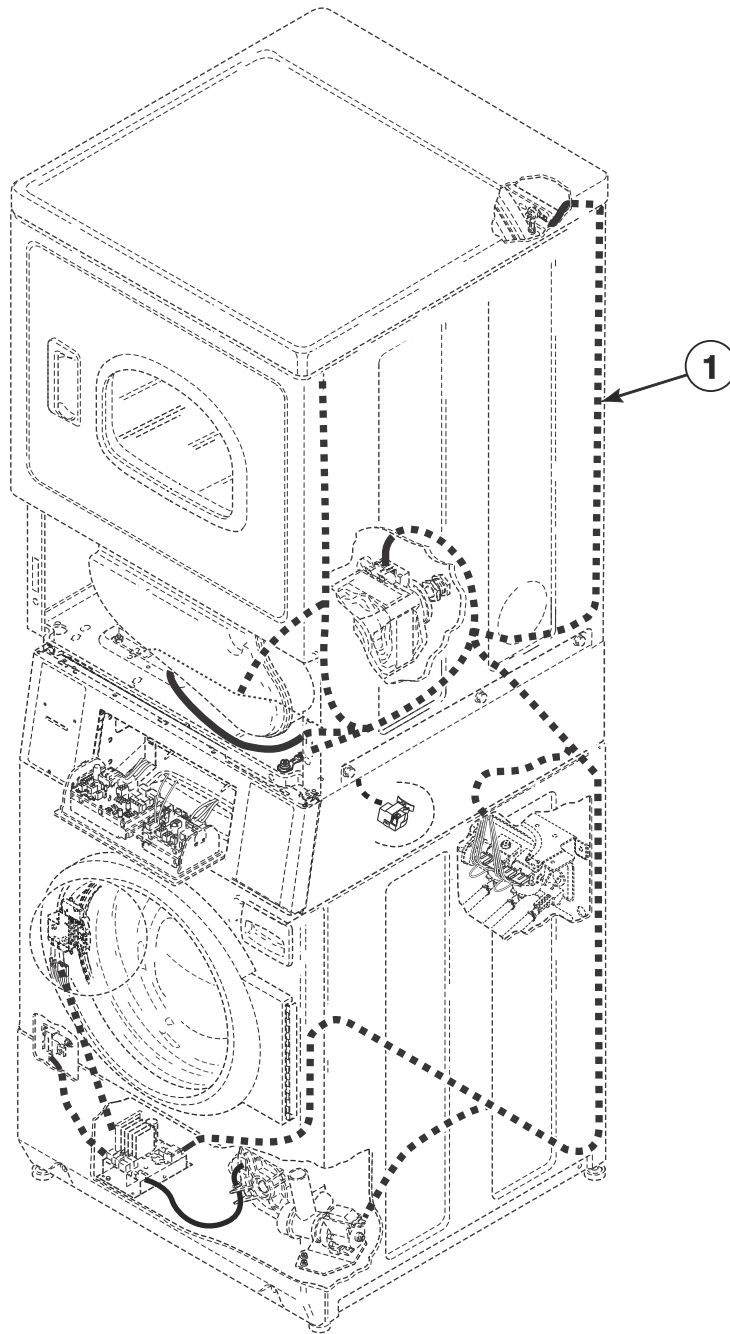


FLW1733P_806119

Special Tools

REF	PART NO.	DESCRIPTION	COMMENTS
1	802336	Pulley Bolt Tightening Fixture	Use to install inner basket
2	392P4	Wrench	Use for adjusting leveling leg nuts

Wire Harnesses and Wires (Drawing 1 of 2)



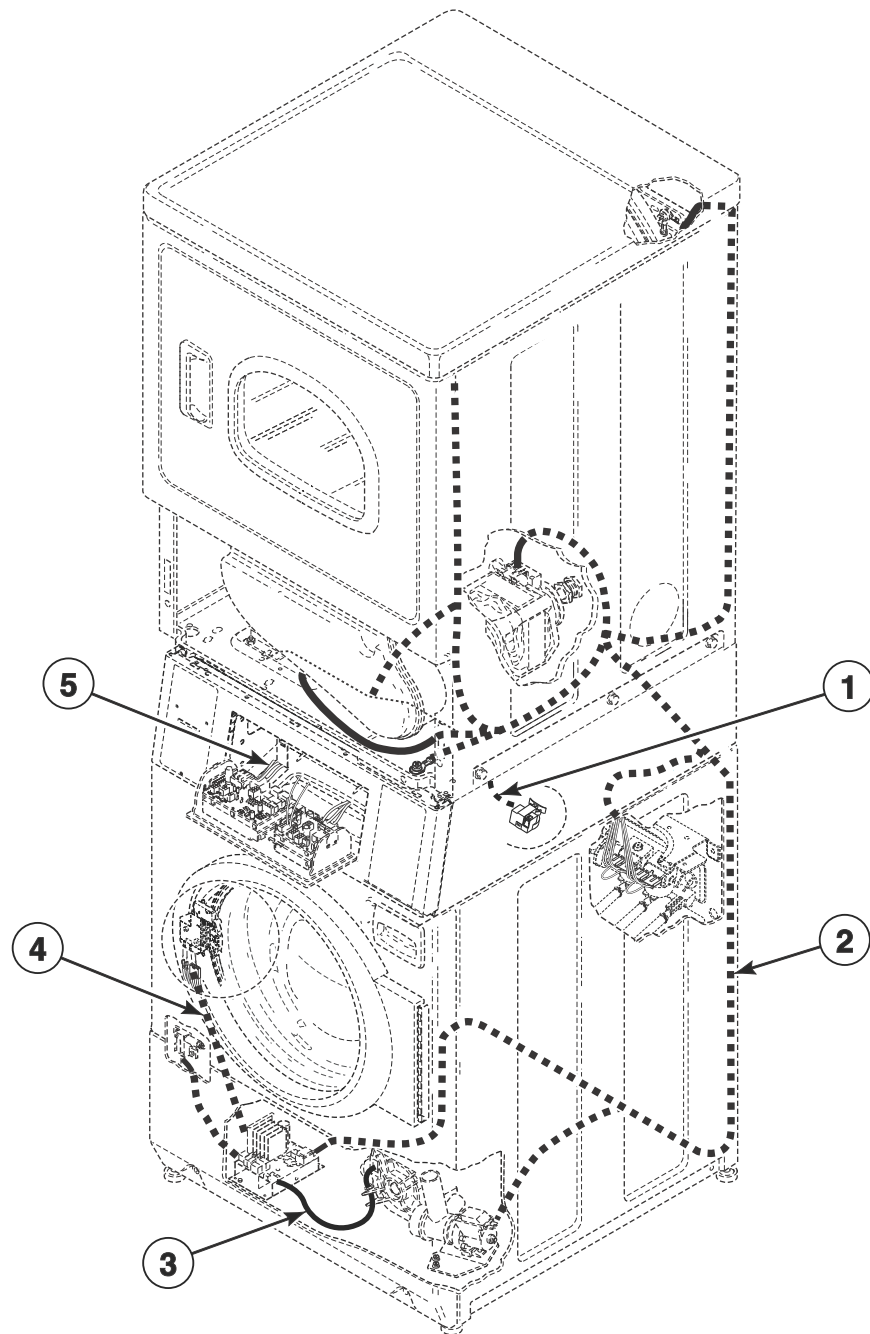
SWD1295P_806119

Wire Harnesses and Wires (Drawing 1 of 2)

REF	PART NO.	DESCRIPTION	COMMENTS
	45001	18 Gauge Wire	Black; Order wire by foot and terminals as required
	45380	12 Gauge Wire	Orange; Order wire by foot and terminals as required
	805684	Harness	Main harness to dryer base; Models HTENXASP283CW01, HTENXASP293CW01, HTENYASP283CW01, HTENYASP293CW01, HTGNXASP093CW01, STENEASP283CW01, STENEASP293CW01, STENXASP283CW01, STENXASP293CW01, STENYASP283CW01, STENYASP293CW01, STGNEASP093CW01, STGNXASP093CW01 and STGNYASP093CW01
	514044	Power Harness	Models HTENXASP283CW01, HTENXASP293CW01, HTENYASP283CW01, HTENYASP293CW01, STENEASP283CW01, STENEASP293CW01, STENXASP283CW01, STENXASP293CW01, STENYASP283CW01 and STENYASP293CW01
	514083	Gas Power Harness	Models HTGNXASP093CW01, STGNEASP093CW01, STGNXASP093CW01 and STGNYASP093CW01
1	513968	Upper Electric Harness	Models HTENXASP283CW01, HTENXASP293CW01, HTENYASP283CW01, HTENYASP293CW01, PTEJCASP174TG01, PTEJXASP174TG01, STENCASP173TW01, STENCFSP173TW01, STENEASP283CW01, STENEASP293CW01, STENXASP173TW01, STENXASP283CW01, STENXASP293CW01, STENXFSP173TW01, STENYASP173TN01, STENYASP173TW01, STENYASP283CW01, STENYASP293CW01, STENYFSP173TW01 and STEWYASP173TW01
	513967	Upper Gas Harness	Models HTGNXASP093CW01, HTGNXASP113FW01, HTGNXASP123DW01, HTGNXASP543DW01, PTGJCASP114TG01, PTGJXASP114TG01, STGNCASP113TW01, STGNCFSP113TW01, STGNEASP093CW01, STGNXASG113JW01, STGNXASG113TW01, STGNXASP093CW01, STGNXASP113FW01, STGNXASP113TW01, STGNXASP123DW01, STGNXFSP113TW01, STGNYASP093CW01, STGNYASP113TN01, STGNYASP113TW01, STGNYFSP113TW01 and STGWYASP113TW01
	513975	Upper Gas Harness	Models JT2JEASP413EW06, JT2JGASP413EW06, JT2JMASG413EN06, JT2JXASP413EW06, JTGJEASP303EW06, JTGJXASP303EW06, NT2JLASP403UN01, NT2JLASP403UW01, NT2JLASP403UW06, NT2JXASP403UN01, NT2JXASP403UW06, PT2JGAJG403UG06, PT2JGAJP403UG06, PT2JGASG403UG06, PT2JGASP403UG06, PT2JXASG403UG06, PT2JXASP403UG06, PTGJXASG303UG06, PTGJXASG543ZG01, PTGJXASP303UG06, PTGJXASP304AG01, PTGJXASP543ZG01, ST2JXASP403EW06, STGNXASP303AW01, STGNXASP303AW12, STGNXASP543DN01, STGNXASP543DW01, STGWYAJP303NN22, STLNXASP543NW23, STLNYASP543NW23, STLNYASP543PW01 and STLWXASP543NN22
	513968	Upper Electric Harness	Models HTENXASP133DW01, HTENXASP133FW01, HTENXASP543DW01, JT1JEASP413EW06, JT1JGASP413EW06, JT1JMASG413EN06, JT1JXASP413EW06, JTEJEASP303EW06, JTEJXASP303EW06, NT1JLASP413UW06, NT1JXASP403UW06, NTHJXASP543NW01, NTHJYASP543NW01, PTEJXASG303UG06, PTEJXASG543ZG01, PTEJXASP303UG06, PTEJXASP434AG01, PTEJXASP543ZG01, ST1JXASP403EW06, STENXASP133DW01, STENXASP133FW01, STENXASP433AW01, STENXASP433AW12, STENXASP543DN01, STENXASP543DW01, STEWYAJP303NN22 and STEWYAJP303NW22
	513976	Upper Harness	3 Phase models

NOTE: Individual wires are not available separately. Order complete harness, or order wire by the foot. When applying terminals to wires, it is recommended that the terminals be soldered to the wires.

Wire Harnesses and Wires (Drawing 2 of 2)



SWD1295PA_806119

Wire Harnesses and Wires (Drawing 2 of 2)

REF	PART NO.	DESCRIPTION	COMMENTS
1	804433	Pressure Sensor Harness	
2	806032	Front Control Harness	Models BT3JGAJG403UW01, BT3JGAJG403UW06, BT3JGAJP403UN01, BT3JGAJP403UN06, BT3JGAJP403UW01, BT3JGAJP403UW06, BT3JGASG403UW01, BT3JGASG403UW06, BT3JGASP403UN01, BT3JGASP403UN06, BT3JGASP403UW01, BT3JGASP403UW06, BT3JLASG403UW01, BT3JLASG403UW06, BT3JLASP403UN01, BT3JLASP403UN06, BT3JLASP403UW01, BT3JLASP403UW06, BT3JXASG403UW01, BT3JXASG403UW06, BT3JXASP403UN01, BT3JXASP403UN06, BT3JXASP403UW01, BT3JXASP403UW06, JT1JEASP413EW06, JT1JGASP413EW06, JT1JMASG413EN06, JT1JXASP413EW06, JT2JEASP413EW06, JT2JGASP413EW06, JT2JMASG413EN06, JT2JXASP413EW06, NT1JLASP413UW06, NT1JXASP403UW06, NT2JLASP403UN01, NT2JLASP403UW01, NT2JLASP403UW06, NT2JXASP403UN01, NT2JXASP403UW06, NT3JLASG403UW01, NT3JLASP403NN22, NT3JLASP403NW22, NT3JLASP403UN01, NT3JLASP403UW01, NT3JXASG403UW01, NT3JXASP403NW22, NT3JXASP403UN01, NT3JXASP403UW01, NTHJXASP543NW01, NTHJYASP543NW01, PT2JGAJG403UG06, PT2JGAJP403UG06, PT2JGASG403UG06, PT2JGASP403UG06, PT2JXASG403UG06, PT2JXASP403UG06, PT3JGAJG403UG06, PT3JGAJP403UG06, PT3JGASG403UG06, PT3JGASP403UG06, PT3JXASG403UG06, PT3JXASP403UG06, ST1JXASP403EW06, ST2JXASP403EW06, ST3JXASP403NW22 and TT3JXASP403NW22
	806031	Front Control Harness	All other models
3	806029	Motor Harness	
4	806028	Door Lock Harness Assembly	
5	513991	Security Cabinet Harness	

NOTE: Individual wires are not available separately. Order complete harness, or order wire by the foot. When applying terminals to wires, it is recommended that the terminals be soldered to the wires.

This image shows a single page of white paper with horizontal ruling lines. The lines are evenly spaced and run across the width of the page. There are no margins, text, or other markings on the paper.

Parts Index

A

Access Panel and Guard Assembly	
514252DG	71
514252W	71
514253	71
Access Panel Assembly	
514250DG	71
514250WP	71
514251	71
804617DGP	31
804617W	31
804618	31
Access Panel Plate	
510903	95
Adhesive	
511637P	79, 83
Air Duct Assembly	
510151LG	81
510151W	81
Anchor	
155P3	53
Anchor Floor Mount Assembly	
802844P	53
Anti-Seize Compound	
27604P	45, 73, 75

B

Backflow Preventer	
800310	51
Balance Ring Assembly	
804393	45
Base Assembly	
803876	53
Bearing Housing Kit	
805525	45
Bearing Kit	
805730	45
Block to Relay Harness	
511112P	85
Blower Fan Assembly	
510139P	75
Blower Housing	
511969LG	73
511969WP	73
Blower Housing Seal	
510238P	73
Bolt	
29651	19
Booster and Holding Coil	
58804A	91
Bracket	
510146	95
Bracket Transformer	
514351	97
Bumper Pad	
36226	53
56128	95

Burner Assembly	
510149P	91

C

Cabinet Panel Kit	
800004WP	53
Cabinet Rear Panel	
514632P	95
Cabinet Side Panel	
510001DGP	95
510001WP	95
510002DGP	95
510002WP	95
800004DG	53
800005DG	53
802525P	53
802526P	53
Cable Connection Box	
39922	55
Card Insert Overlay	
511544	29
514391	27
Caution Label	
801706	109
Central Pay Harness	
805427	7
Chemical Injection Control	
804528	57
Chemical Injection Conversion Kit	
805772	57
Chemical Injection Label	
804607	57
Clamp Ring	
803802	43
Clean Lint Label	
502804	69
Clearance Label	
513341	107
Clip	
201572	25
Clothes Guard Deflector	
804467	43
804482	43
Coin Drop	
38963P	23
70441601P	23
Coin Drop Assembly	
CK114	23
CK123	23
38462P	23
38463	23
38464P	23
38467	23
38472	23
38519	23
38521	23
70441602	23
70482401	23
Coin Drop Wire Harness	
201104	25

N/A items do not appear in index.

Coin Identification Paper	
38725	25
Combustion Duct	
510131	89
Connector	
F140312	99
M400149	57
801789	27
Connector, 2 Circuit	
58799	105
Connector, 3 Circuit	
58800	105
Contactors	
F330177P	85
70482603	13
806428	13
Control Assembly	
514138P	9
514139P	9
515442P	9
804471P	9
804472P	9
806041P	9
Control Overlay	
805381	11
805382	11
Control Panel	
803964B	19
803964DG	19
803964W	19
803968B	27
803968W	27
803972B	27
803972DG	27
803972W	27
805545B	27
Control Panel and Bracket Assembly	
800034W	7
Control Panel Assembly	
804069B	7
804069DG	7
804069W	7
Control Shield	
804363	11
Conversion Kit	
756P3	85
805832	59
Counterweight	
803810	43
Cylinder Assembly	
505929LGP	79
510265LGP	79
510265WP	79
Cylinder Baffle	
510102LG	79
510102W	79
Cylinder Belt	
511255P	75
Cylinder Glide	
513710	79
Cylinder Glide Bracket	
510145	79
Cylinder Roller	
510708P	83

Cylinder Roller Bracket	
510100	83
Cylinder Seal Assembly	
510207P	79, 83

D

Detergent Hose	
804717	37
Din Rail	
M412693	85
Directional Exhaust Kit	
528P3	95
Disconnect Power Warning Label	
505281	107, 109
Dispenser Assembly	
803698	37
Dispenser Drawer	
803667	37
Dispenser Handle	
804227B	37
804227WP	37
804228	37
804415B	37
804415W	37
804526	37
Dispenser Inlet Hose	
803849	37, 39
Dispenser Plate	
803843	37
Door and Liner Assembly	
511636WP	65, 67
Door Assembly	
804083WP	31
804210	31
805550	31
Door Catch Assembly	
510177	69
802803	31
Door Glass	
802695P	31
Door Glass Mounting Plate	
804239	31
Door Handle Wedge	
510129LG	61, 63, 65
510129W	61, 65, 67
Door Hinge	
802934	31
Door Latch Assembly	
803920	31
Door Liner Grill	
503870LG	63, 65, 67
Door Lock Drip Shield	
804784	35
Door Lock Harness Assembly	
806028	117
Door Pull	
512947	61
Door Pull and Wedge Kit	
510103WP	65, 67
511213P	61
515950P	63, 65

N/A items do not appear in index.

Door Seal	
804428P	31
Door Seal Assembly	
804429P	31
Door Strike	
510181	61, 63, 65, 67
Door Strike Mount	
510127	61, 63, 65, 67
Drain Hose	
27154	51
Drain Hose Bracket	
803828	53
Drain Hose Elbow	
35766	51
Drain Pump Assembly	
803921P	51
803922	51
805722P	51
805724P	51
Drain Pump Drip Shield	
805561	51
Drain Pump Isolator	
803815	51
Drain Valve	
803293	49
Drain Valve Kit	
F975P3	49
F976P3	49
Drain-to-Cabinet Hose	
800903	49
Drip Shield	
514327	69
Drive Belt	
804985	47
Dryer Base	
514245	97
Dryer Door	
510013DG	61
510082WP	65, 67
512969	61
Dryer Door Assembly	
514114W	63, 65
Dryer Door Window	
503982P	63, 65, 67
Dual Coin Harness Assembly	
202871	23, 25
Dual Overlay	
39073	19

E

Elbow	
513072	91
Elbow Shut-Off Valve	
510205	91
Electric Clearance Label	
511005	107
Electrical Shock Label	
F8211201	107, 109
Electronic Coin Drop Assembly	
70294104	25
70294105P	25
70294106	25

70294107	25
70294110	25
70294111	25
70294116	25
70294117	25
70294120	25
70294121	25
70294122	25
70294123	25
Electronic Coin Drop Kit	
CK099	25
CK100	25
CK101	25
CK103	25
CK108	25
CK109	25
CK110	25
CK113	25
CK115	25
CK116	25
CK117	25
CK118	25
CK120	25
CK121	25
End Stop	
70121001	85
Ens Shield	
806258	47
Exhaust Duct	
510137	95
Exhaust Warning Label	
500497	107
502507	107
Expansion Clip	
70030501	19, 27
Extension Spring	
802285	31
Extractor Tool	
128P4	103
190P4	103

F

Felt Pad	
510189	79
Female Piggyback Terminal	
00361	105
Female Pin Terminal	
00117	105
Female Spade Terminal	
00189	105
Female Terminal	
00188	103
00255	103
00256	103, 105
Fill Hose	
202799	41
202800	41
20617	41
20618	41
Filter	
514384P	101
805634	13

N/A items do not appear in index.

Filter Harness	
514036	101
514037	101
514040	101
804396	13, 15, 55, 101
804797	13
Filter Jumper Harness	
801420	55
804805	55
Fitting	
801792P	13
Flexible Venting Kit	
521P3	95
Foam Pad	
804875	37
Foreign Object Deflector	
806308	43
806313	43
Front Bulkhead Assembly	
510266P	79
Front Control Harness	
806031	117
806032	117
Front Panel	
510066DG	69
510066WP	69
512542	69
802277DG	31
802277WP	31
802288P	31
Front Panel Assembly Kit	
806505W	33
806560	33
Front Panel Seal	
511056	69
Fuse Notice Label	
61294	81

G

Gas Clearance Label	
511004	107
Gas Label	
505215	107
Gas Power Harness	
514083	115
Gas Valve Assembly	
59063P	91
60353P	91
Gas Valve Mounting Bracket	
510128	91
Gasket	
802427	51
Glass Door Window	
513910	63, 65
Glass Mounting Clip	
802700	31
Glide Kit	
RB170003	79
Gravity Drain Bracket	
803291	49
803833	53

Gravity Drain Valve	
803292	49
Grommet	
29175	43
Ground Filter Harness	
514038	101
514039	101

H

Harness	
805684	115
Harness Strap	
55881	59, 105
Heat Contactor Harness	
805544	13
806431	13
Heat Duct Shroud	
510101	89
Heater	
511014P	85
Heater Assembly	
510324P	87
510326P	87
510327P	87
510329P	87
510330P	87
Heater Contactor Drip Shield	
805356	13
Heater Duct and Screw Assembly	
510025P	85, 87, 89
Heater Kit	
964P3	87
965P3	87
Heater Kit Assembly	
61927	87
61928	87
61929	87
61930	87
Heating Element	
804777P	43
804778P	43
Hinge	
511036	61, 63, 65, 67
Hinge Hole Plug	
510186	69
Hinge Plate	
802206	31
Hold Down Kit	
526P3	97
Hose and Washers Kit	
203675	41
203676	41
Hose Clamp	
F200204	51
F200206	37
20211	51
20391	51
685725	37, 49
802281	31
803891	43
804173	37, 39
Hose Clip	
36985	43, 59

N/A items do not appear in index.

800553	43
Housing, 10 Position	
500338	103

I

Idler Lever	
510133	77
Idler Lever and Wheel Assembly	
510158	77
Idler Spring	
510185	77
Idler Wheel and Bearing Assembly	
510142P	77
Igniter and Bracket Assembly	
510184P	91
Inner Basket Assembly	
804374P	45
805485	45
Inner Basket Assembly Kit	
804376P	45
Inner Door Bezel	
804562	31
Inner Door Bezel Kit	
802307P	31
802331P	31
Insert	
685716	37
Instruction Label	
805664	19
805665	19
806195	19
Insulated Female Flag Terminal	
00221	105
Inverter Control Assembly	
803949P	47

J

Jumper Wire Assembly	
511270	85
Junction Box	
803818	55, 57
803819	55
803827	57
804559	55
804561	55, 57
Junction Box Assembly	
516152	101
516153	101
516154	101
Junction Box Cover	
514363	101
803820	55, 57
Junction Box Seal	
514379P	101
803832	55, 57

K

Key	
54612	7

L

Label	
503887	107
804488	111
804969	11
805914	11
Lead-In Cord	
202777	59, 99
202925	101
202926	101
203208	101
203344	99
39926	55
514061	101
514952	101
514953	101
Lead-In Cord Assembly	
503597	101
506106	101
804556	55
Lead-In Cord Kit	
61605P	101
Lead-In Pipe Assembly	
510204	91
Left Hand Thread Label	
685928	109
804949	109
Leveling Leg	
34319	53
510135	97
Lid Assembly	
802426P	51
Lifter	
804382	45
Limit Thermostat	
510701	85, 87
510702	89
Line Filter	
804844	101
804864	101
805633	13, 15, 55
Liner and Seal Assembly	
510098LG	63, 65
510098W	65, 67
Liner Door Seal	
510147P	61, 63, 65, 67
Liner, Seal and Grill Assembly	
510163WP	61
513109P	61
Lint Filter	
503980LG	81
503980W	81
Lint Filter Label	
502781	107
Lock Assembly	
804339P	7

N/A items do not appear in index.

Lock Cam	
27261	7
804338	7
L.P. Conversion Kit	
458P3	91
599P3	91
L.P. Orifice	
503786	93
58755	93

M

Machine ID Control Assembly	
203361P	7
Male Pin Terminal	
00116	105
Meter Case Assembly	
804009B	19
804009DG	19
804009W	19
Mixing Valve	
803809	39
803838P	39
Mixing Valve Screen	
24122	39
Mixing Valve Shield	
804783	39
Motor and Pulley Assembly	
505843P	75
505869P	75
511629P	75
Motor and Rod Assembly Kit	
805726P	47
Motor Control Shield	
804878	47
806498	47
Motor Harness	
806029	117
Motor Hub Ring Kit	
590P3	75
Motor Mount	
510060	77
Motor Mount Clamp	
510180	75
Motor Pulley	
500011	75
500222	75
Motor Rod	
803861	47
Motor Shield	
514602	73
Mounting Tool Kit	
CK096	25

N

Network Varistor Assembly	
804651	13
Notice Label	
803011	109
Nut	
F430218	43

03673	59
201216	25
21899	53
23951	31
29786	23, 49
29787	13, 15, 101
36020	31
44071201	63, 65
44087201	19
51236	101
52566	77
56156	77, 83
685846	31
800452	43, 45
802292	37
802343	43
804418	45

N.G. Conversion Kit	
459P3	91
N.G. Orifice	
503776	93
503778	93
503779	93
503780	93
510517	93

O

Operation Instructions	
805667	27
O-Ring	
F170208	37
802429P	51
Outer Door Bezel	
803710BP	31
803710WP	31
803711P	31
Outer Tub Assembly	
803864	43
803865	43
Outlet Cover	
500820	85, 87, 89
Out-of-Balance Switch Assembly	
803415	43
Out-of-Balance Switch Bracket	
804457	43
Output Board Shield	
514420	97
Output Control Assembly	
513797P	97
Overlay	
201091	19
514873	27
804852	11
805380	11
805383	11
805384	11
805385	11
805386	11
805387	11
805765	11
805767	11
805970	11
806174	11

N/A items do not appear in index.

Overlay Kit	
38676	19
Oversuding Label	
802074	109
802838	109

P

Paint	
806436P	53, 95
Panel Locator	
56079	31, 53, 69, 71, 95
Pinched Fingers Label	
F8211301	107, 109
Plug	
23040	105
Plug, 9 Circuit	
23033	105
Pop Rivet	
685847	43
Porcelain Touch-Up Paint	
122P4P	53, 95
Power Cord Assembly	
202624	55
39931	55
58992	99
801450	55
802012	55
805761	59
805762	59
Power Harness	
514044	115
Pressure Bulb	
803837	43
Pressure Sensor	
202470	53
Pressure Sensor Harness	
804433	117
Pressure Sensor Tube Assembly	
804483	43
Pulley Assembly	
803974	45
Pulley Bolt Tightening Fixture	
802336	113
Pump Housing	
802428	51
Pump Housing Assembly	
802434P	51
Pump-to-Elbow Hose	
803734	51
Pump-to-Gravity Drain Kit	
805769	51
805770	51
805771	51

R

Read Instructions Label	
513371	109
Rear Access Panel	
803998	19, 27

Rear Bulkhead Assembly	
510905WP	83
511082P	83
Rear Panel	
803789	53
803790	53
Rear Service Panel	
805834	21, 29
Receptacle, 2 Circuit	
501223	105
Receptacle, 3 Circuit	
23039	105
36170	105
Receptacle, 6 Circuit	
26708	105
Relay to Heater Harness	
511114P	85
Retaining Ring	
23748	77, 83
Roller Kit	
RB170002	83
Rubber Foot	
34318	53
501855	53

S

Screw	
M400043	45, 111
M400057	47
02916	49
20530	59, 99, 101
23222	85, 87, 91
31260	73
33562	71
36048	97
39733	31, 53, 69, 71, 95
500226	65, 67
500824	77
501285	81, 83
501524	7, 47
502535	75
503661	7, 13, 15, 17, 31, 47, 49, 51, 53, 55, 57, 101
503688	11, 19, 21, 27, 29, 69, 75, 79, 83, 85, 87, 89, 91, 95, 97
505295	61, 63, 65, 67
505870	63, 65, 67
514428	97
515597	63, 65
51782	89, 91
52864	81
52909	51
56124	91
61199	83
62588	79
685831	45
70240301	19, 27
800461	43
800462	43, 111
800548	31, 37, 45
801001	37
801019	31
801045	31
801993	31
802431	51

N/A items do not appear in index.

802596	43
804399	45
804608	7
804667	97
804699	45
806086	31
806276	27, 53
Screw Orifice	
58719	93
Seal Kit	
RB170001	79, 83
Secondary Coil	
58804B	91
Security Cabinet Front Assembly	
511208W	29
Security Cabinet Harness	
513991	117
Security Cabinet Warpper Assembly	
800231W	29
Security Cabinet Wrapper Assembly	
801235W	21
Sensor	
510213	91
Shaft	
56461P	77, 83
Shield Bracket	
804018	11
Shipping Brace	
804454	111
Shipping Plate	
803851	53
Shipping Plug	
8038589	53
Shipping Spacer	
803858	111
Shock Assembly	
803777	43
Side Panel Kit	
806492	53
Single Coin Harness Assembly	
202870	23
Single Drop Overlay	
803476	19
Single Overlay	
38717	19
Snap Bushing	
M402542	13, 15, 57
503235	49
Speed Clip	
28835	69
Standpipe Strap	
33489	51
Strain Relief	
38384	55, 59, 99
60298	55, 101
Supply Injection Wire Harness Assembly	
804799	57
Switch	
511632WP	21
512973	7, 19, 69

T

Terminal	
00252	105
Terminal Block Assembly	
505876	13
510190P	83
803988	13, 15
Terminal Block Drip Shield	
805344	13, 15
Terminal Block Harness	
804737	13
Terminal Block Shield	
510237	83
514330	83
Terminal Extractor Tool	
283P4	103
Thermal Fuse Assembly	
511412	85, 87
Thermistor Assembly	
502366	75
510523	75
Thermostat Shield	
514325	73
Top Hinge	
510136	95
Top Kit	
510032WP	95
Top Panel	
510032DG	95
803144P	95
Transformer	
201375P	25
202757	7
202758	7
513763	97
Transformer Harness	
804795	7
805428	7
Transformer Kit	
203423	7
203424	7
Transformer Shield	
514334	97
Trunnion Assembly	
804405	45
Tub Front	
803770	43
Tub Front Assembly	
803879	43
Tub Front Seal	
803801	43
Tubing	
801635	37
Tub-to-Drain Hose	
803873	49
Tub-to-Gravity Drain Hose	
803874	49
Tub-to-Pump Hose	
803816	51
803829	51

N/A items do not appear in index.

U

Union	
801788	27
Upper Electric Harness	
513968	115
Upper Gas Harness	
513967	115
513975	115
Upper Harness	
513976	115

V

Valve Assembly	
60443P	91
Venting Instruction Label	
502791	107

W

Warning Label	
44127701	107
500049	43, 107
500314	109
500316	107, 109
502508	107
512263	69, 107
802367	109
803260	107, 109
Warning/Caution Label	
500281	69, 107
Washer	
M400014	111
M400017	49
M400080	47
M400081	43
M403958	45
02834	47
03815	59
20290	41
26509	97
504082	83
52549	77, 83
800457	45
800464	45
802254	41
803615	41
804458	43
Water Hose	
F200116	41
Window Clip	
513958	63, 65
Window Trim	
503981W	65, 67
513960W	63, 65
Wire Assembly	
510527	87
510528	87
Wire Clamp Ring	
802283	31

Wire Clip	
504034	59
687500	59
Wire Guard	
201595P	23
Wire Tie	
38663	59
Wireless Network Board Harness	
F8536002	17
Wireless Network Kit	
203327	17
Wire, 12 Gauge	
45380	115
Wire, 18 Gauge	
45001	115
Wiring Harness Assembly	
202868	7
Wrapper Assembly	
804104B	19
804104DG	19
804104W	19
804108B	19, 27
804108DG	19, 27
804108W	19, 27
804111B	27
804111W	27
804112W	27
804115B	27
804115DG	27
804115W	27
Wrench	
392P4	113

This image shows a single sheet of white paper with horizontal ruling lines. The lines are evenly spaced and run across the width of the page. There are no margins, text, or other markings on the paper.