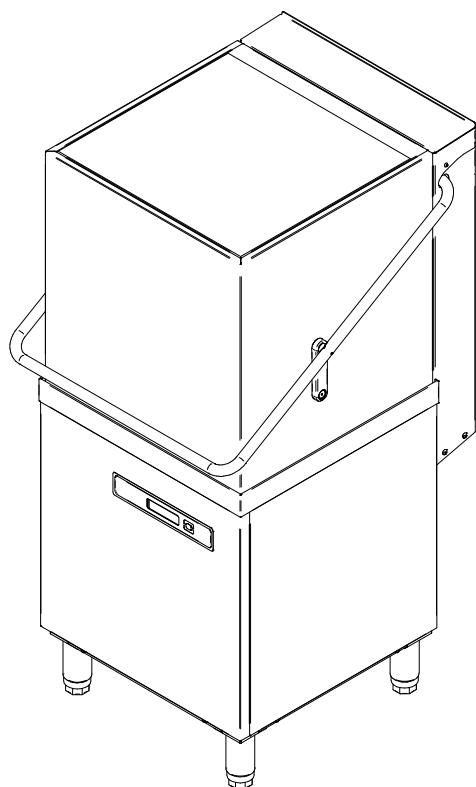


LAVAVAJILLAS DE CAPOTA HOOD TYPE DISHWASHERS

MODELOS / MODELS

CO-110 50 Hz	I9047134	COP-144 50 Hz	I9047143
CO-110 B 50 Hz	I9053360	COP-144 B 50 Hz	I9053365
CO-110 DD 50 Hz	I9053361	COP-144 DD 50 Hz	I9053366
CO-110 B DD 50 Hz	I9053363	COP-144 B DD 50 Hz	I9053367
CO-110 HRS 50 Hz	I9058861	COP-144 HRS 50 Hz	I9058833
CO-110 HRS B DD 50 Hz	I9058730	COP-144 HRS B DD 50 Hz	I9058617
CO-110 60 Hz	I9057618	COP-144 S 50 Hz	I9067068
CO-110 B 60 Hz	I9057627	COP-144 B S 50 Hz	I9067069
CO-110 DD 60 Hz	I9058831	COP-144 DD S 50 Hz	I9066590
CO-110 HRS 60 Hz	I9058862	COP-144 B DD S 50 Hz	I9066591
CO-142 50 Hz	I9057786	COP-144 HRS S 50 Hz	I9067070
CO-142 B 50 Hz	I9057787	COP-144 HRS DD S 50 Hz	I9066592
CO-142 DD 50 Hz	I9057788	COP-144 HRS B DD S 50Hz	I9066593
CO-142 B DD 50 Hz	I9057789	COP-144 60 Hz	I9057629
CO-142 B DD AU 50 Hz	I9061173	COP-144 B 60 Hz	I9058834
CO-142 HRS 50 Hz	I9058863	COP-144 DD 60 Hz	I9057707
CO-142 HRS DD 50 Hz	I9058732	COP-144 B DD 60 Hz	I9057709
CO-142 HRS B DD 50 Hz	I9058733	COP-144 HRS 60 Hz	I9058835
CO-142 HRS B DD AU 50Hz	I9069873	AD-125 50 Hz	I9047144
CO-142 S 50 Hz	I9067031	AD-125 SOFT 50 Hz	I9058618
CO-142 B S 50 Hz	I9067062	AD-125 SOFT HRS 50 Hz	I9058619
CO-142 DD S 50 Hz	I9066586	AD-125 HRS 50 Hz	I9058620
CO-142 B DD S 50 Hz	I9066587	AD-125 HRS AU 50 Hz	I9058621
CO-142 HRS S 50 Hz	I9067067	AD-125 S 50 Hz	I9066594
CO-142 HRS DD S 50 Hz	I9066588	AD-125 SOFT S 50 Hz	I9067071
CO-142 HRS B DD S 50 Hz	I9066589	AD-125 SOFT HRS S 50 Hz	I9067072
CO-142 60 Hz	I9047143	AD-125 HRS S 50 Hz	I9066595
CO-142 B 60 Hz	I9058832	AD-125 60 Hz	I9057710
CO-142 DD 60 Hz	I9057790	AD-125 SOFT 60 Hz	I9058622
CO-142 HRS 60 Hz	I9058864	AD-125 SOFT HRS 60 Hz	I9058623
		AD-125 HRS 60 Hz	I9058624



JUNIO 2018 JUNE



FAGOR INDUSTRIAL

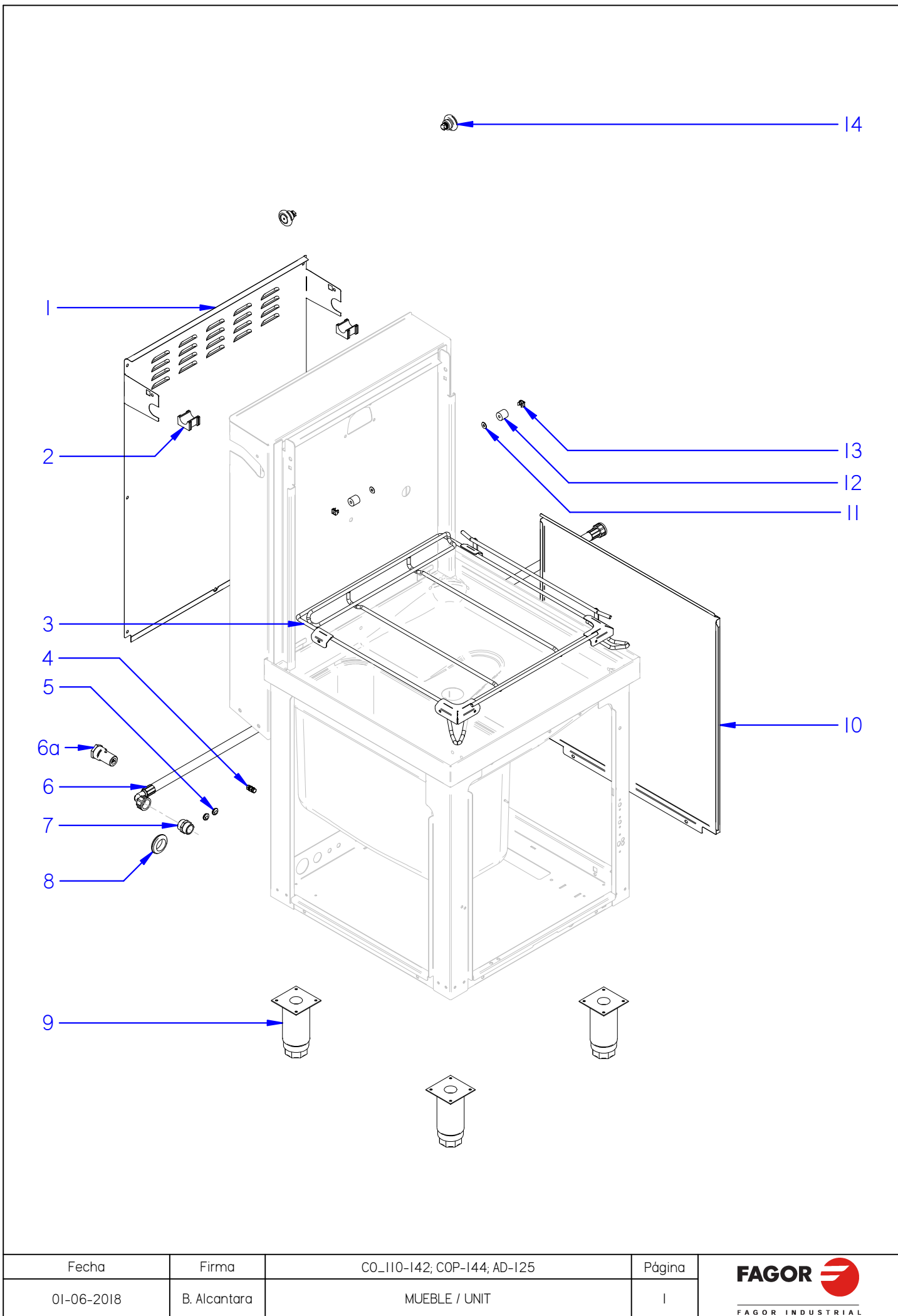
Despiece técnico CO-110-142; COP-144; AD-125 /
Spare Parts CO-110-142; COP-144; AD-125


rev 052022

CONTENIDO / CONTENTS

MUEBLE / UNIT.	1-2
CAPOTA / HOOD.	3-4
PORTAMANDOS (CO-110) / CONTROL HOLDER (CO-110).	5-6
PORTAMANDOS (CO-142) / CONTROL HOLDER (CO-142).	7-8
PORTAMANDOS (COP) / CONTROL HOLDER (COP).	9-10
PORTAMANDOS (AD) / CONTROL HOLDER (AD).	11-12
COMPONENTES CUBA (CO-COP) / TANK PARTS (CO-COP).	13-14
COMPONENTES CUBA (AD) / TANK PARTS (AD).	15-16
CONJUNTO DESAGÜE (AD) / DRAINAGE ASSEMBLY (AD).	17-18
CONJUNTO HIDRÁULICO (CO) / HYDRAULIC ASSEMBLY (CO).	19-20
CONJUNTO HIDRÁULICO (COP-AD) / HYDRAULIC ASSEMBLY (COP-AD).	21-22
CONJUNTO HIDRÁULICO (AD SOFT) / HYDRAULIC ASSEMBLY (AD SOFT).	23-24
CALDERÍN (CO) / HEATER (CO).	25-26
CALDERÍN (COP-AD) / HEATER (COP-AD).	27-29
*KIT BOMBA DESAGÜE (B) / DRAINAGE PUMP KIT (B)	30-31
*KIT DOSIFICADOR DETERGENTE (DD) / SOAP DISPENSER KIT (DD).	32-33
*KIT HRS / HRS KIT.	34-35
REPUESTOS RECOMENDADOS / RECOMMENDED SPARE PARTS.	36-37
ESQUEMAS ELÉCTRICOS / WIRING DIAGRAMS.	38-45

* KITS NO INCLUIDOS EN TODOS LOS MODELOS / KITS NOT INCLUDED IN ALL MODELS

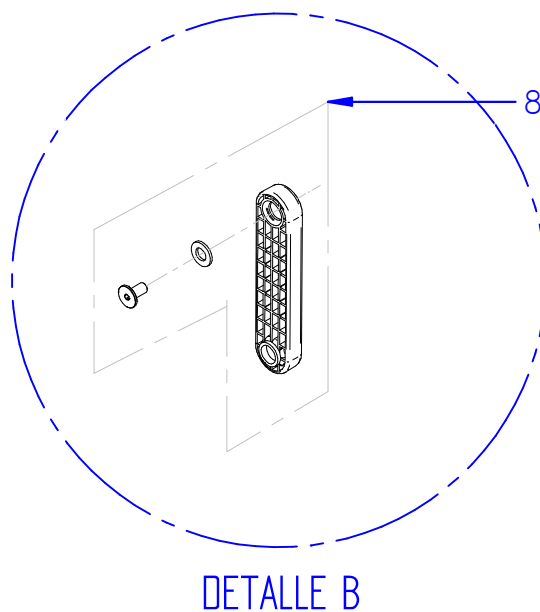
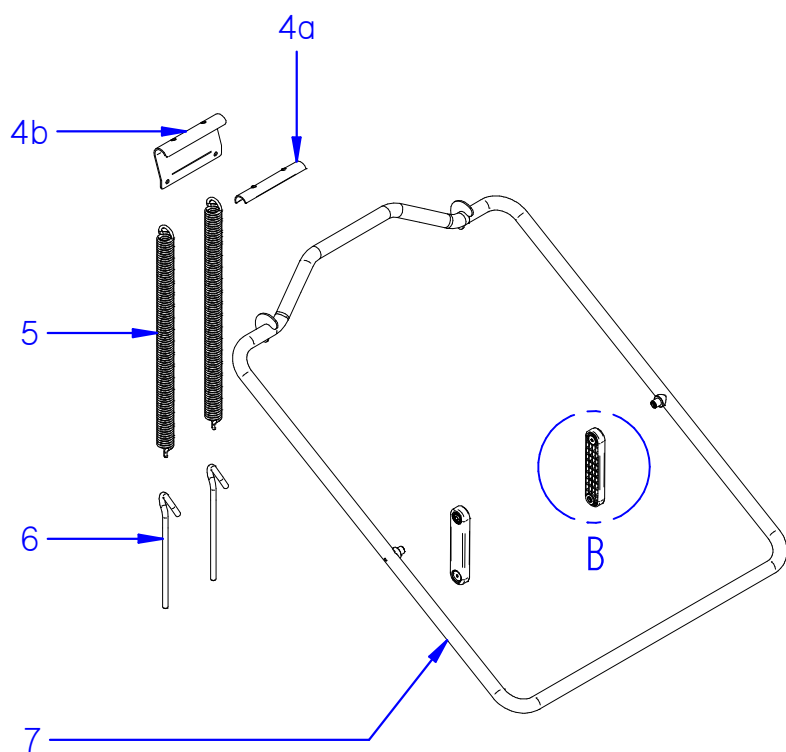
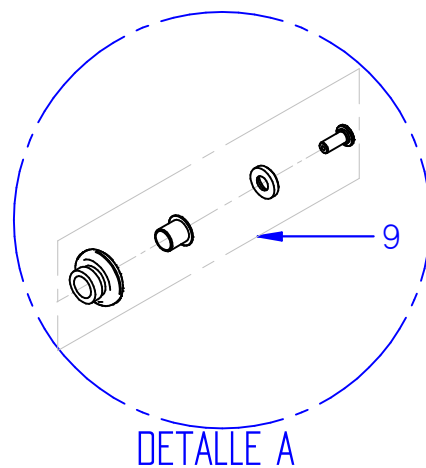
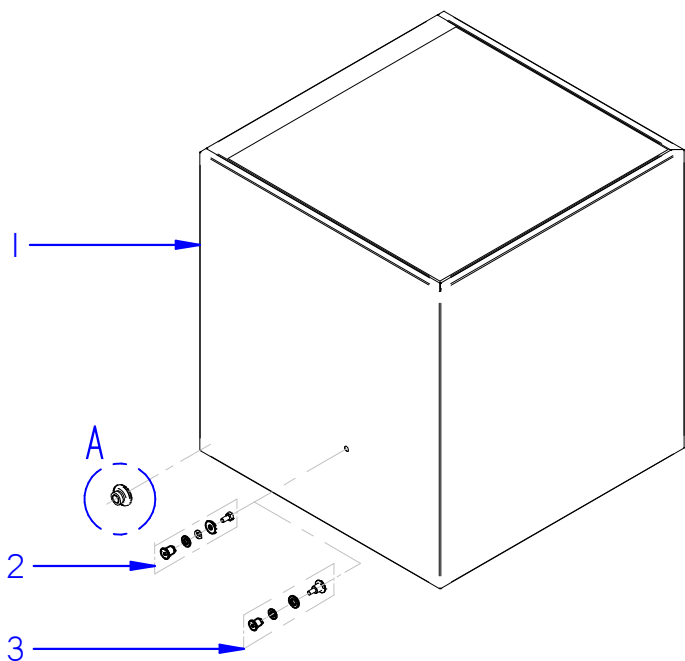



Fecha	Firma	CO-110-142; COP-144; AD-125	Página	FAGOR  FAGOR INDUSTRIAL
01-06-2018	B. Alcantara	MUEBLE / UNIT	I	

LAVAVAJILLAS / DISHWASHER

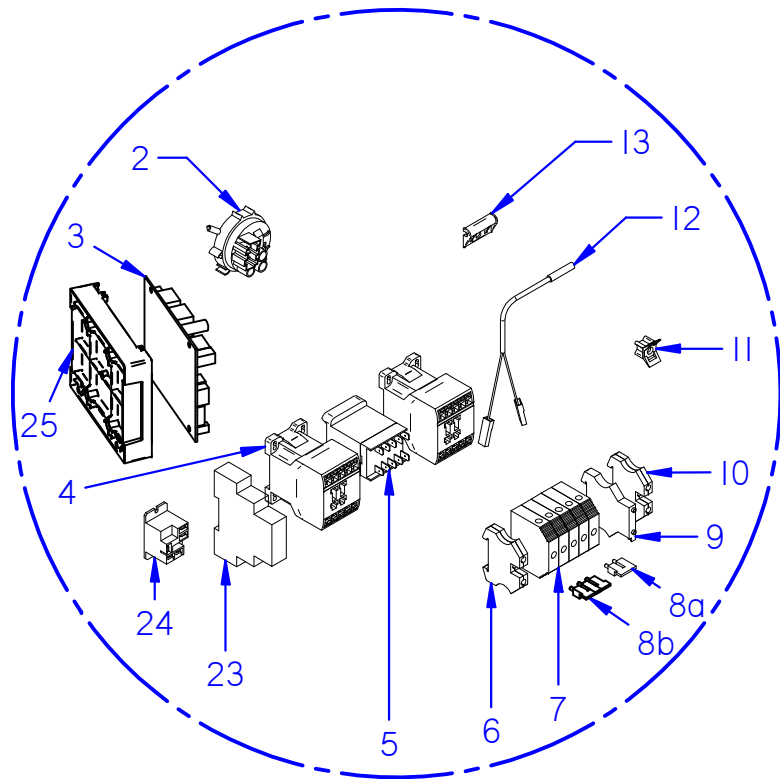
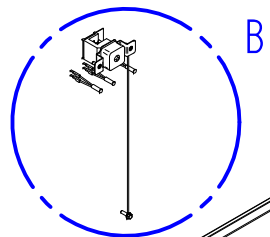
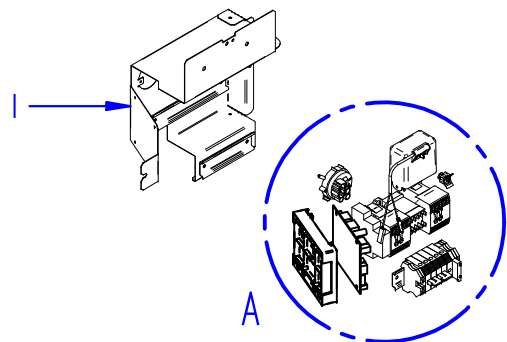
MUEBLE / UNIT	
---------------	--

[illegible]

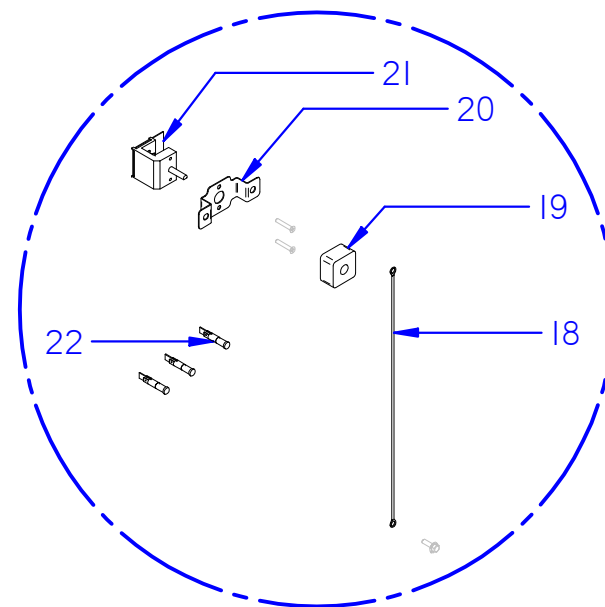
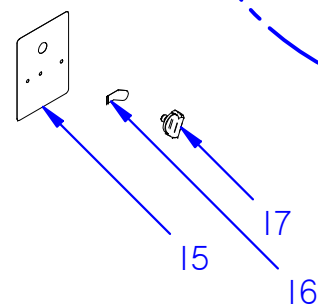
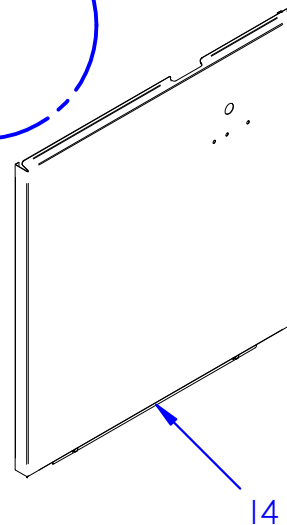


Fecha	Firma	CO-110; CO-142; COP-144; AD-125	Página	FAGOR  <small>FAGOR INDUSTRIAL</small>
01-06-2018	B. Alcantara	CAPOTA / HOOD	3	


**Despiece técnico CO_110-142; COP-144; AD-125 /
Spare Parts CO_110-142; COP-144; AD-125**



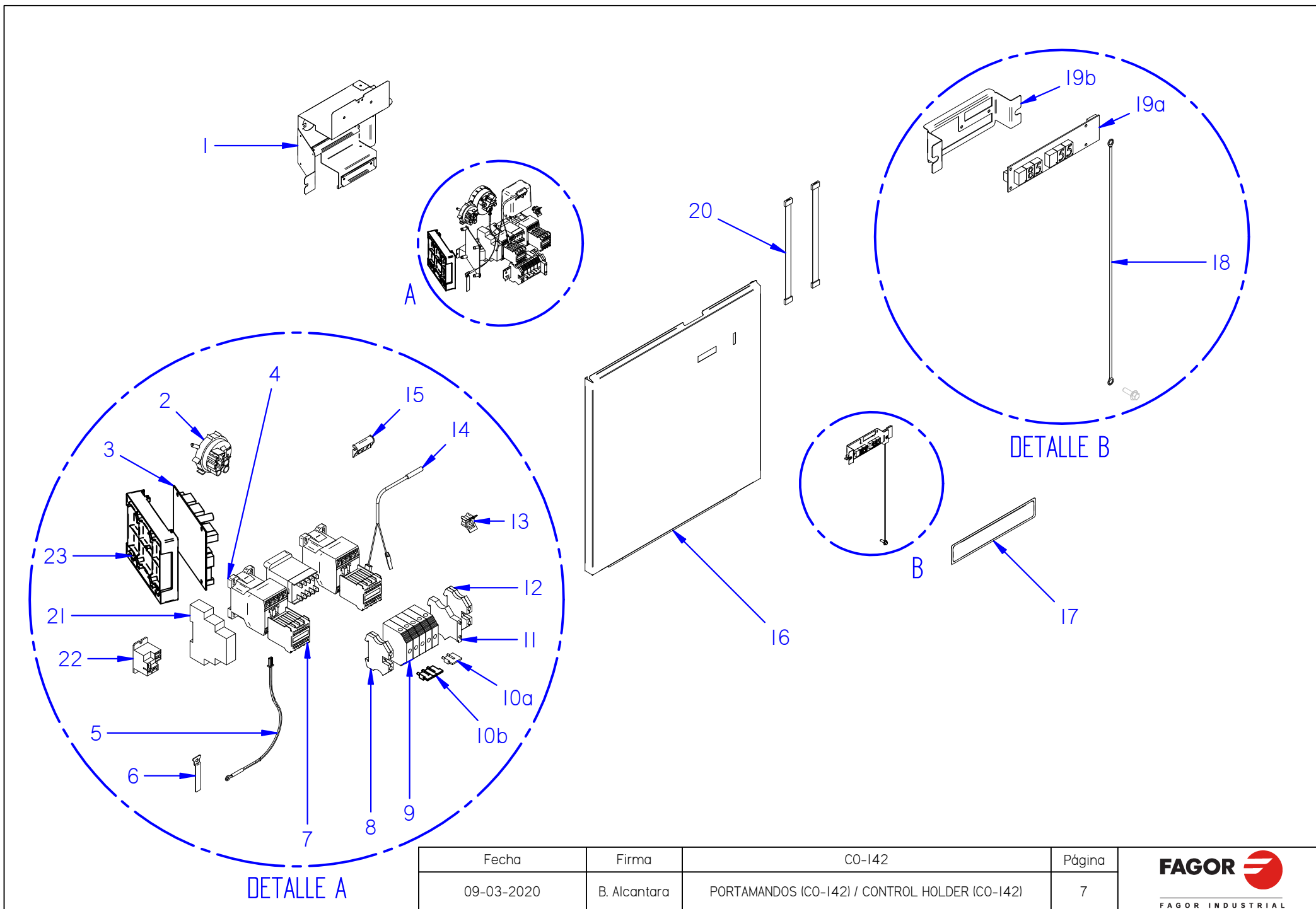
DETALLE A




DETALLE B

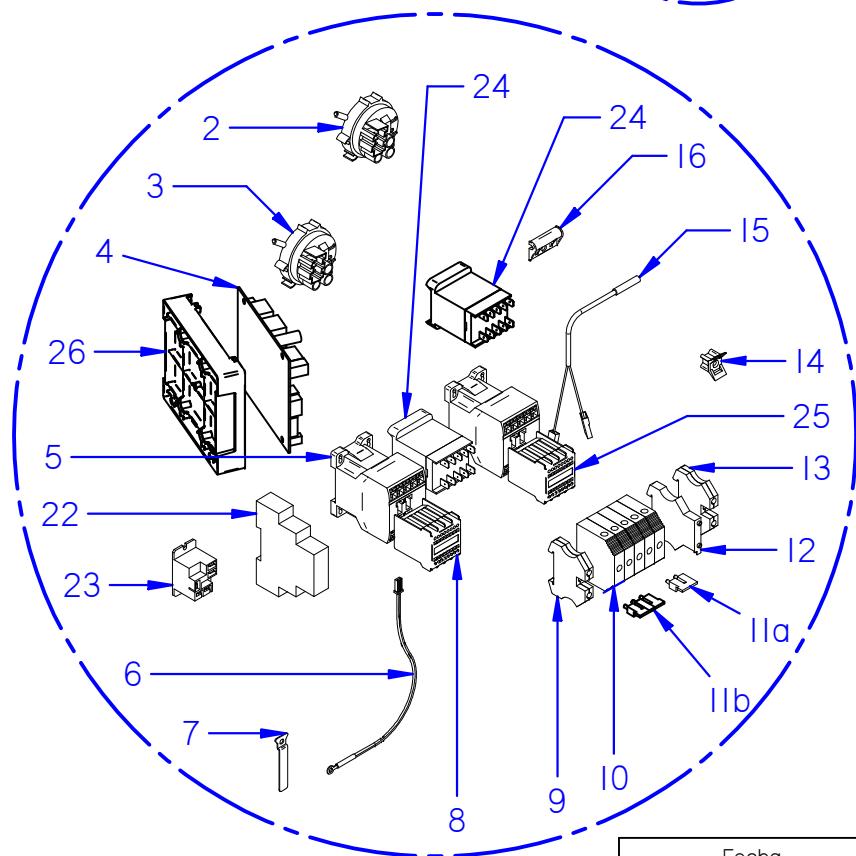
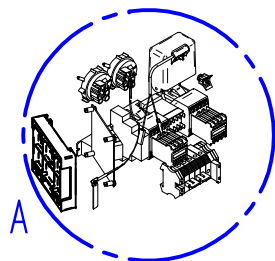
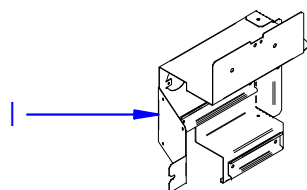
Fecha	Firma	CO-110	Página	FAGOR  <small>FAGOR INDUSTRIAL</small>
09-03-2020	B. Alcantara	PORTAMANDOS (CO-110) / CONTROL HOLDER (CO-110)	5	

[illegible]

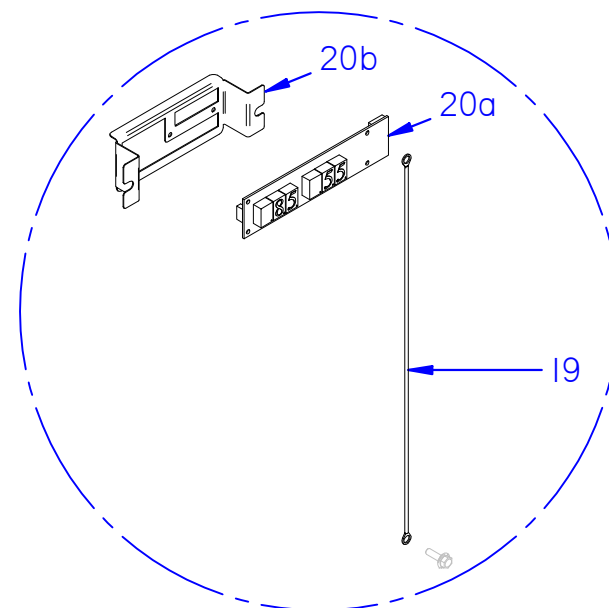
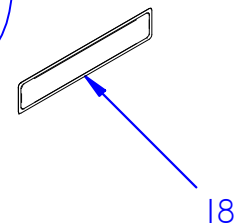
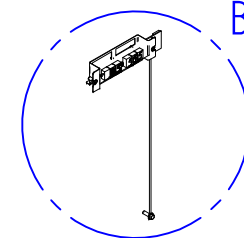
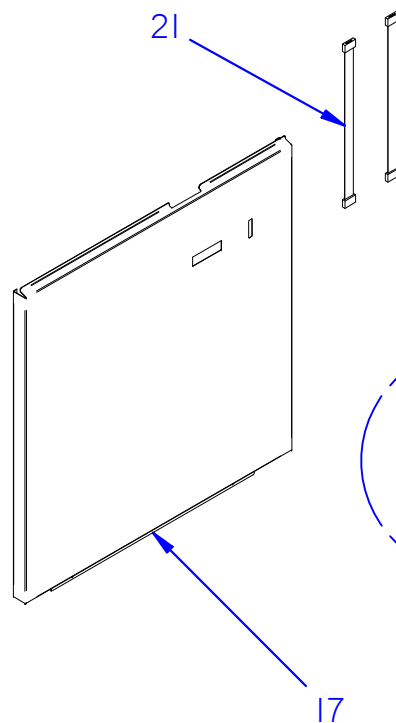


Fecha	Firma	CO-I42	Página	FAGOR  FAGOR INDUSTRIAL
09-03-2020	B. Alcantara	PORTAMANDOS (CO-I42) / CONTROL HOLDER (CO-I42)	7	


[illegible]



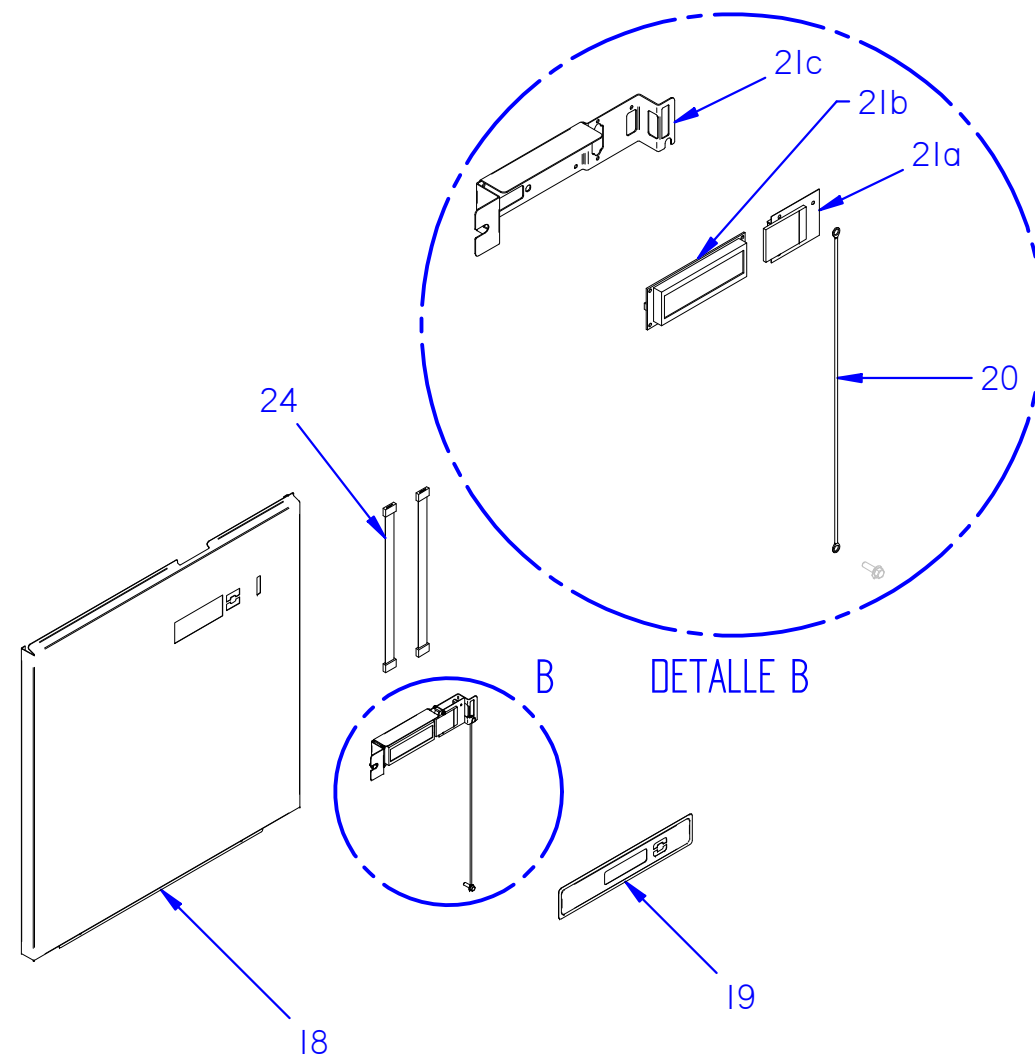
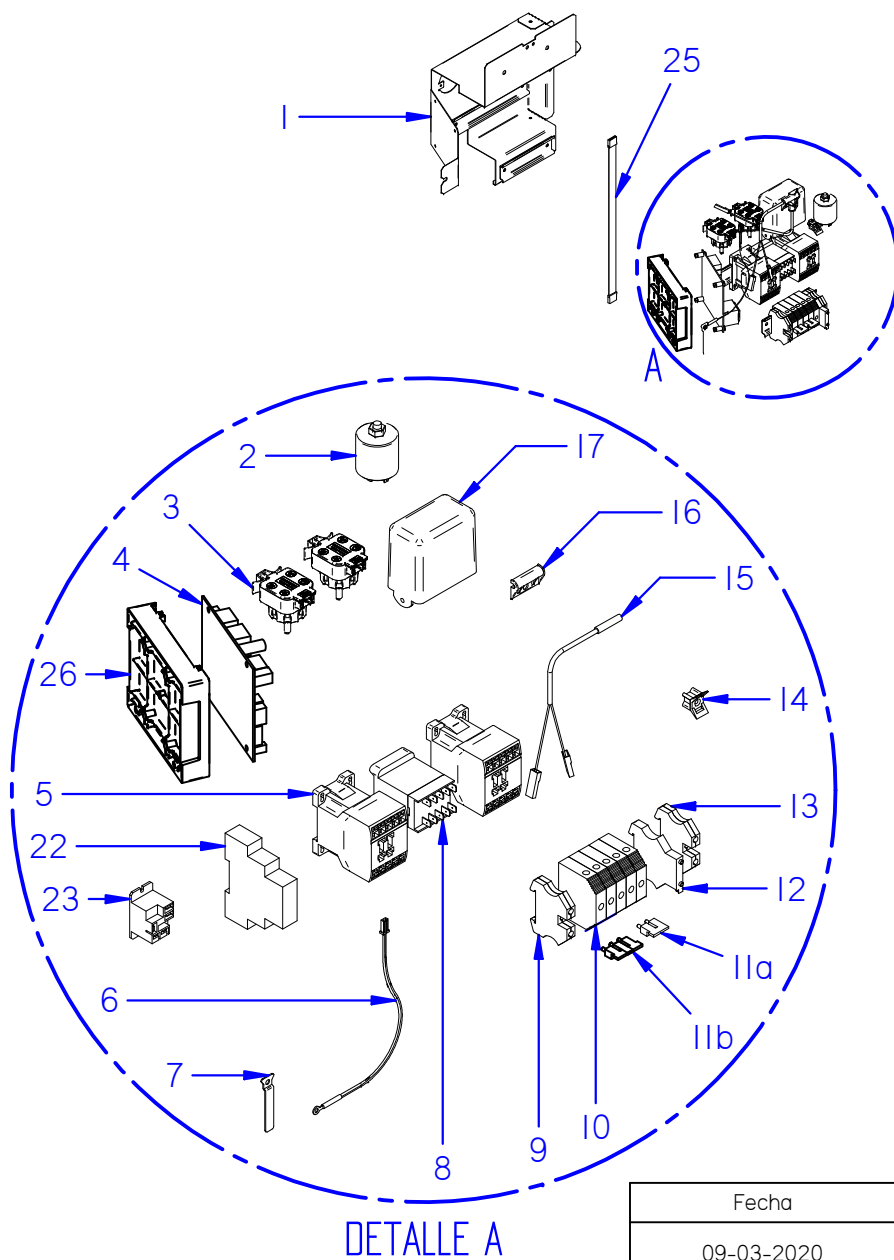
DETALLE A




DETALLE B

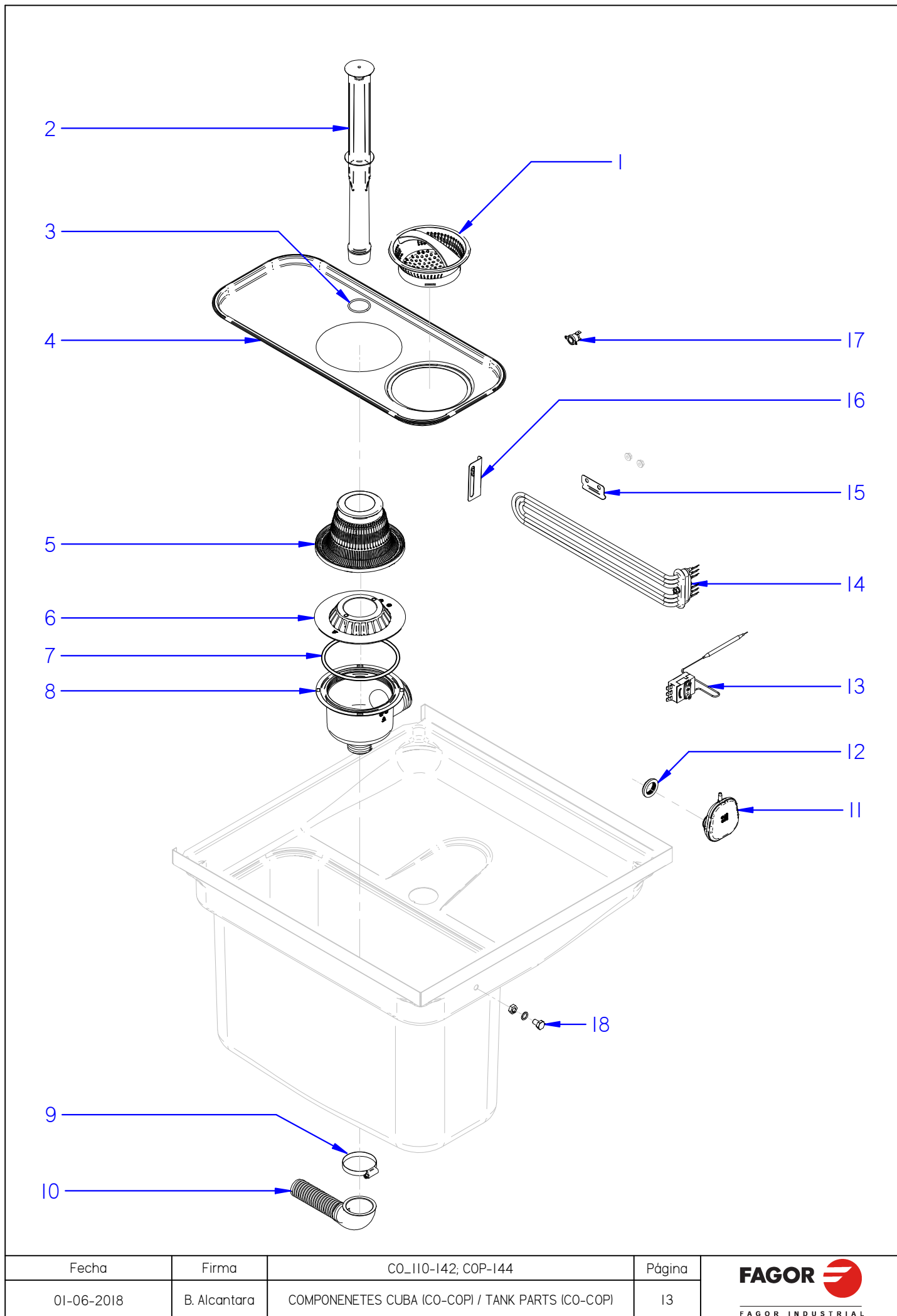
Fecha	Firma	COP-I44	Página	FAGOR  FAGOR INDUSTRIAL
09-03-2020	B. Alcantara	PORTAMANDOS (COP) / CONTROL HOLDER (COP)	9	


[illegible]



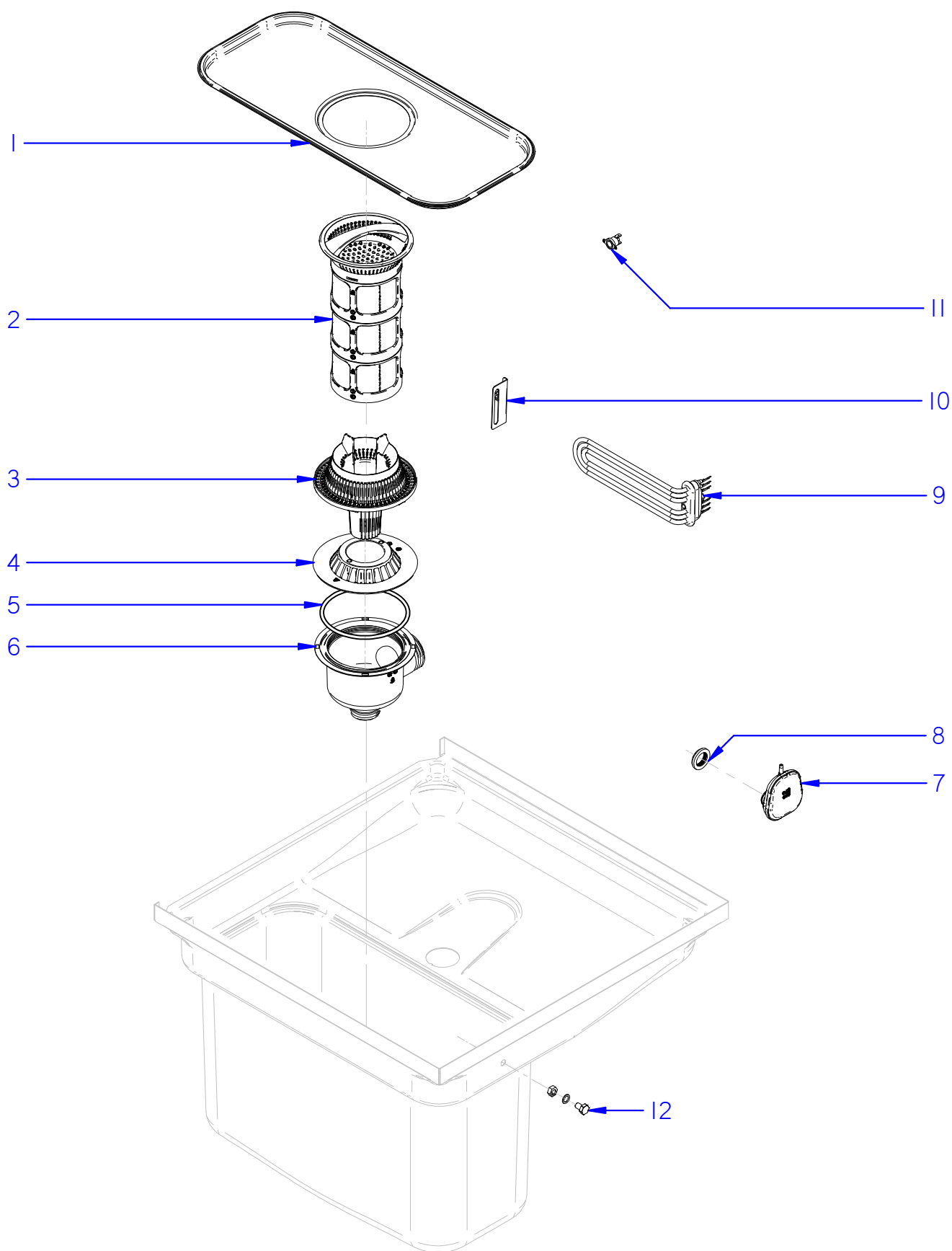
Fecha	Firma	AD-I25	Página	FAGOR  FAGOR INDUSTRIAL
09-03-2020	B. Alcantara	PORTAMANDOS (AD) / CONTROL HOLDER (AD)	II	


[illegible]



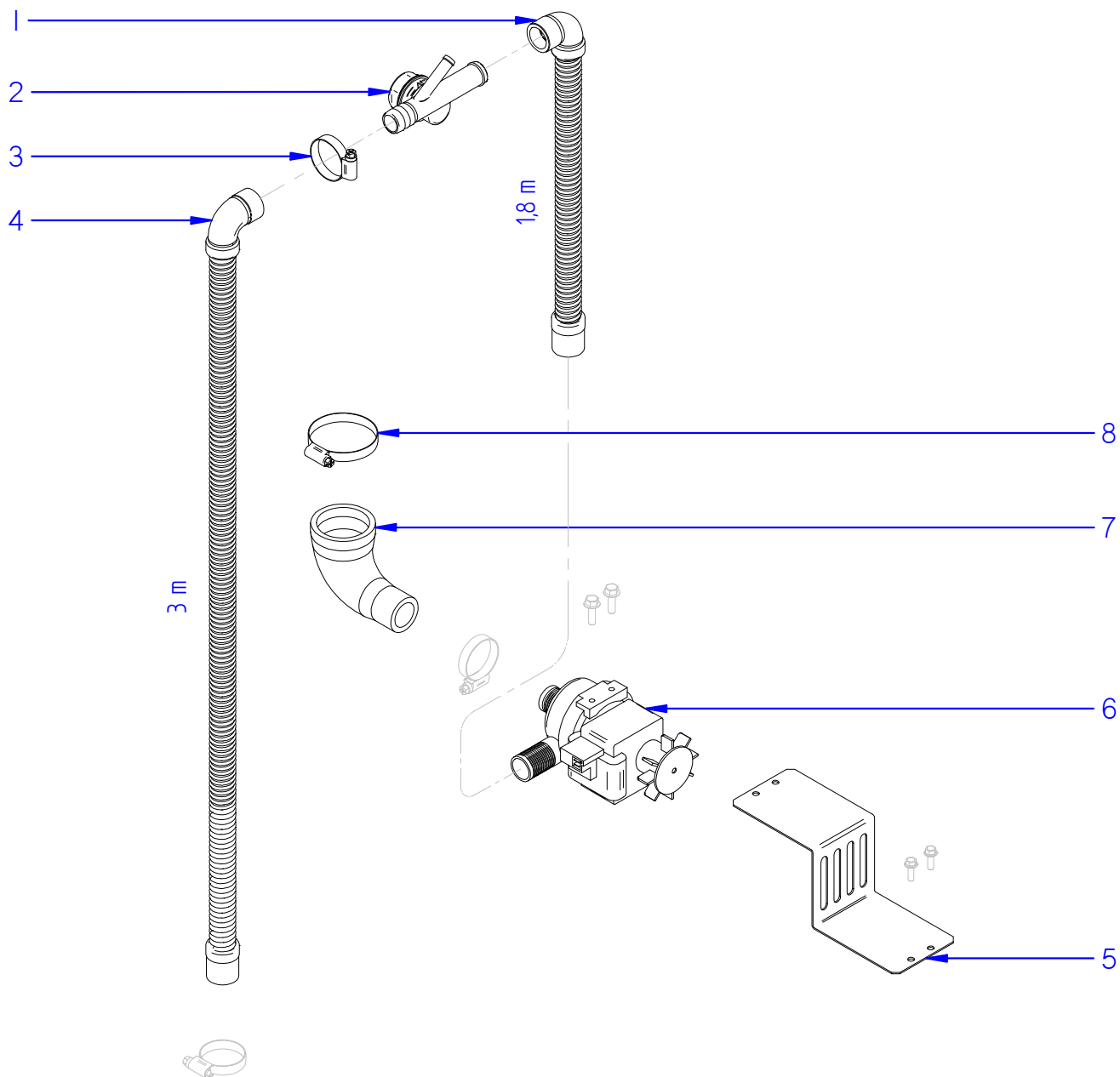
Fecha	Firma	CO_110-142; COP-144	Página	FAGOR  FAGOR INDUSTRIAL
01-06-2018	B. Alcantara	COMPONENTES CUBA (CO-COP) / TANK PARTS (CO-COP)	13	


[illegible]



Fecha	Firma	AD-I25	Página	FAGOR  <small>FAGOR INDUSTRIAL</small>
01-06-2018	B. Alcantara	COMPONENTES CUBA (AD) / TANK PARTS (AD)	15	

[illegible]

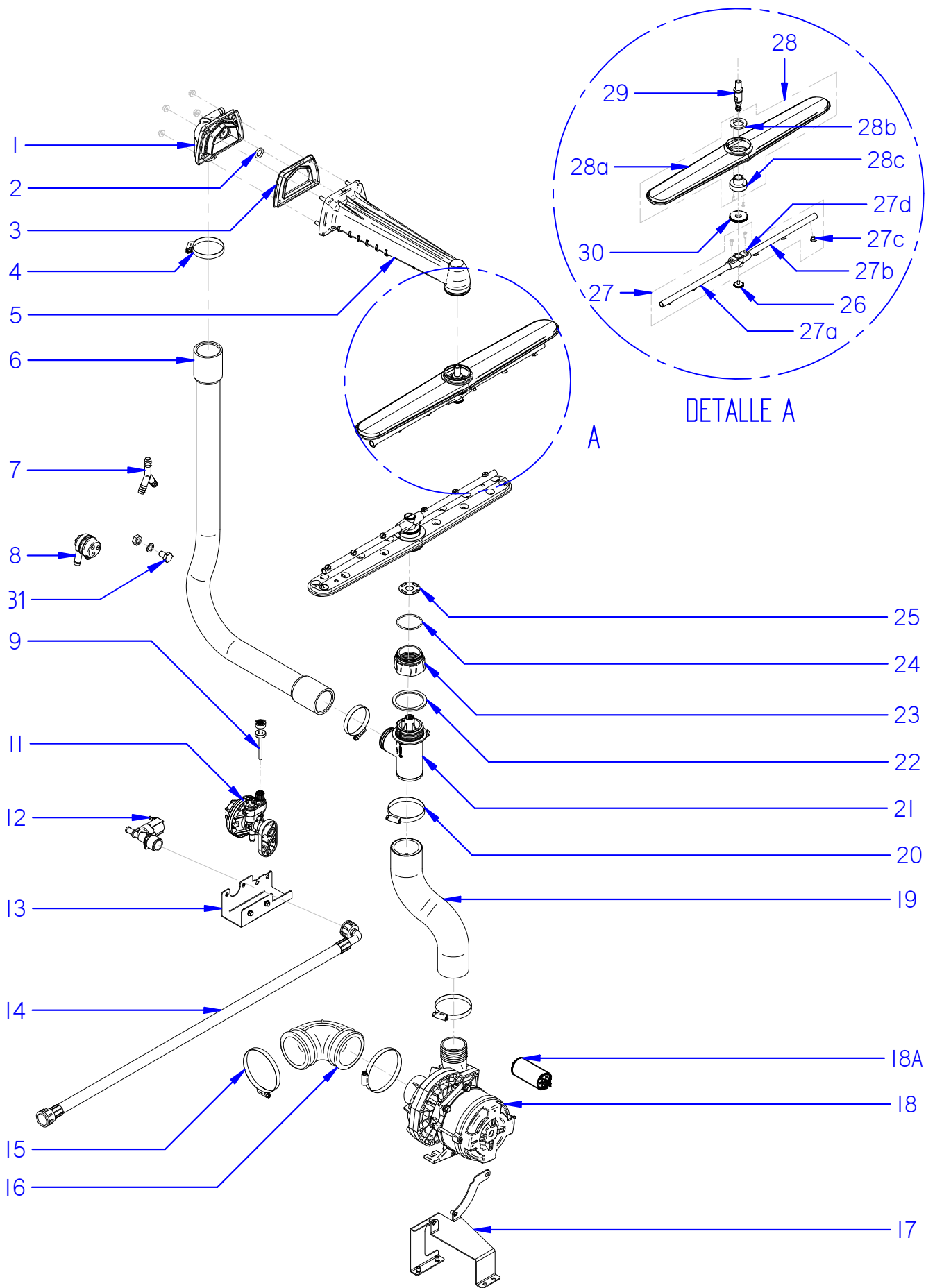



Fecha	Firma	AD-125, AD-125 SOFT	Página	FAGOR  FAGOR INDUSTRIAL
01-06-2018	B. Alcantara	CONJUNTO DESAGÜE (ADI) / DRAINAGE ASSEMBLY (ADI)	17	

LAVAVAJILLAS / DISHWASHER

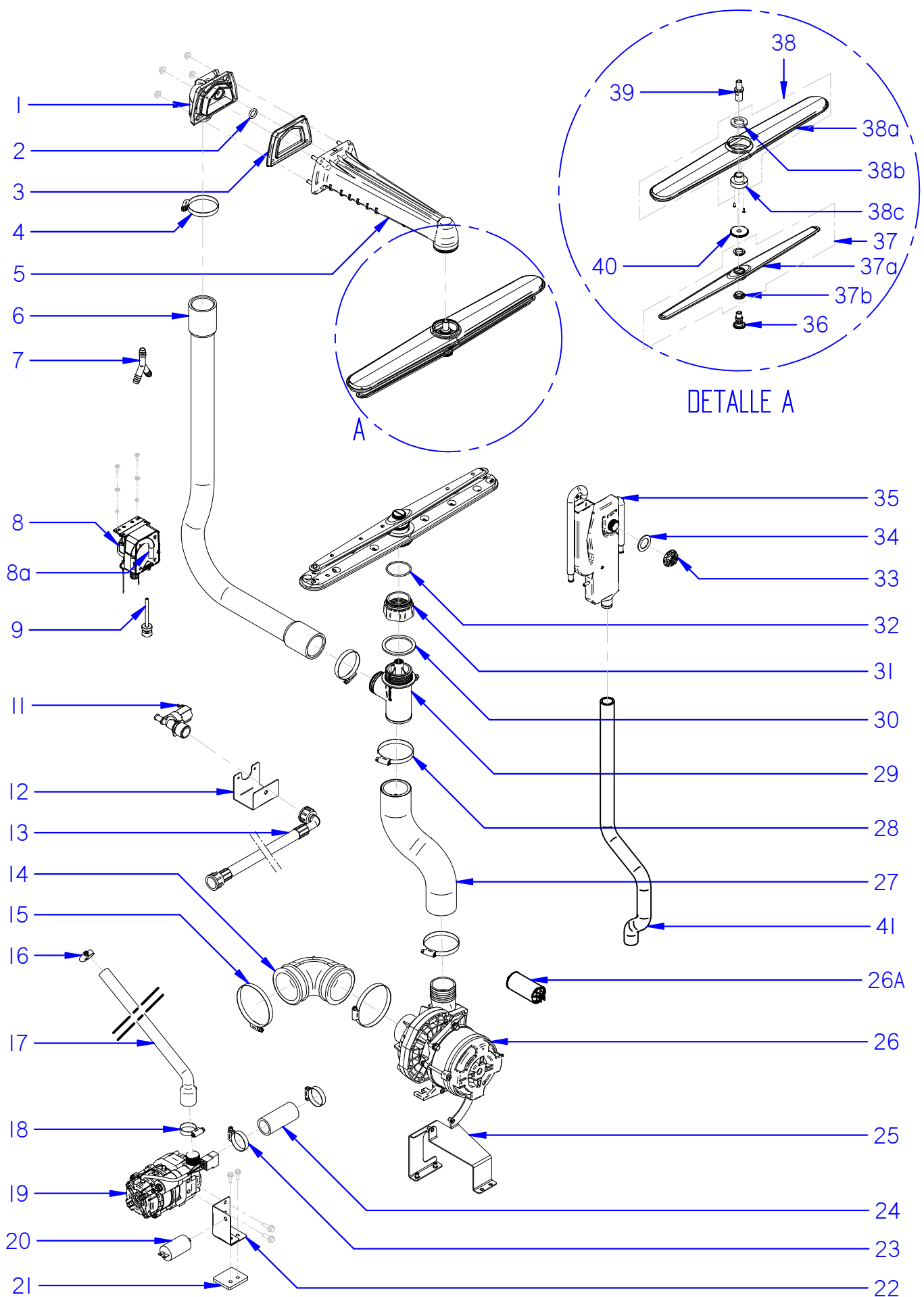
CONJUNTO DESAGÜE (AD) / DRAINAGE ASSEMBLY (AD)


[illegible]



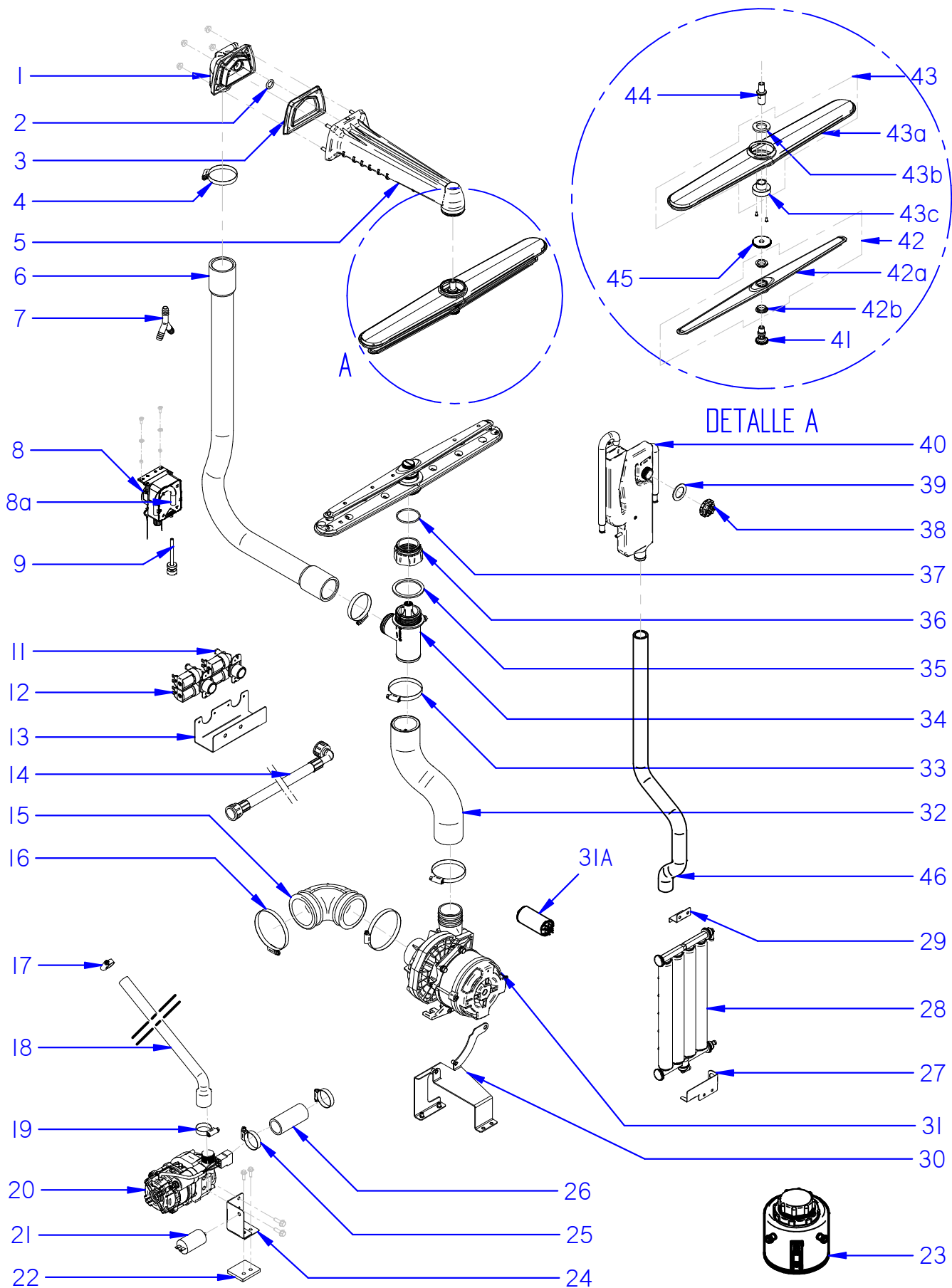
Fecha	Firma	CO_110-142	Página	FAGOR  <small>FAGOR INDUSTRIAL</small>
01-06-2018	B. Alcantara	CONJUNTO HIDRÁULICO (CO) / HYDRAULIC ASSEMBLY (CO)	19	


[illegible]



Fecha	Firma	COP-I44; AD-I25	Página	FAGOR  FAGOR INDUSTRIAL
01-06-2018	B. Alcantara	CONJUNTO HIDRÁULICO (COP-AD) / HYDRAULIC ASSEMBLY (COP-AD)	21	

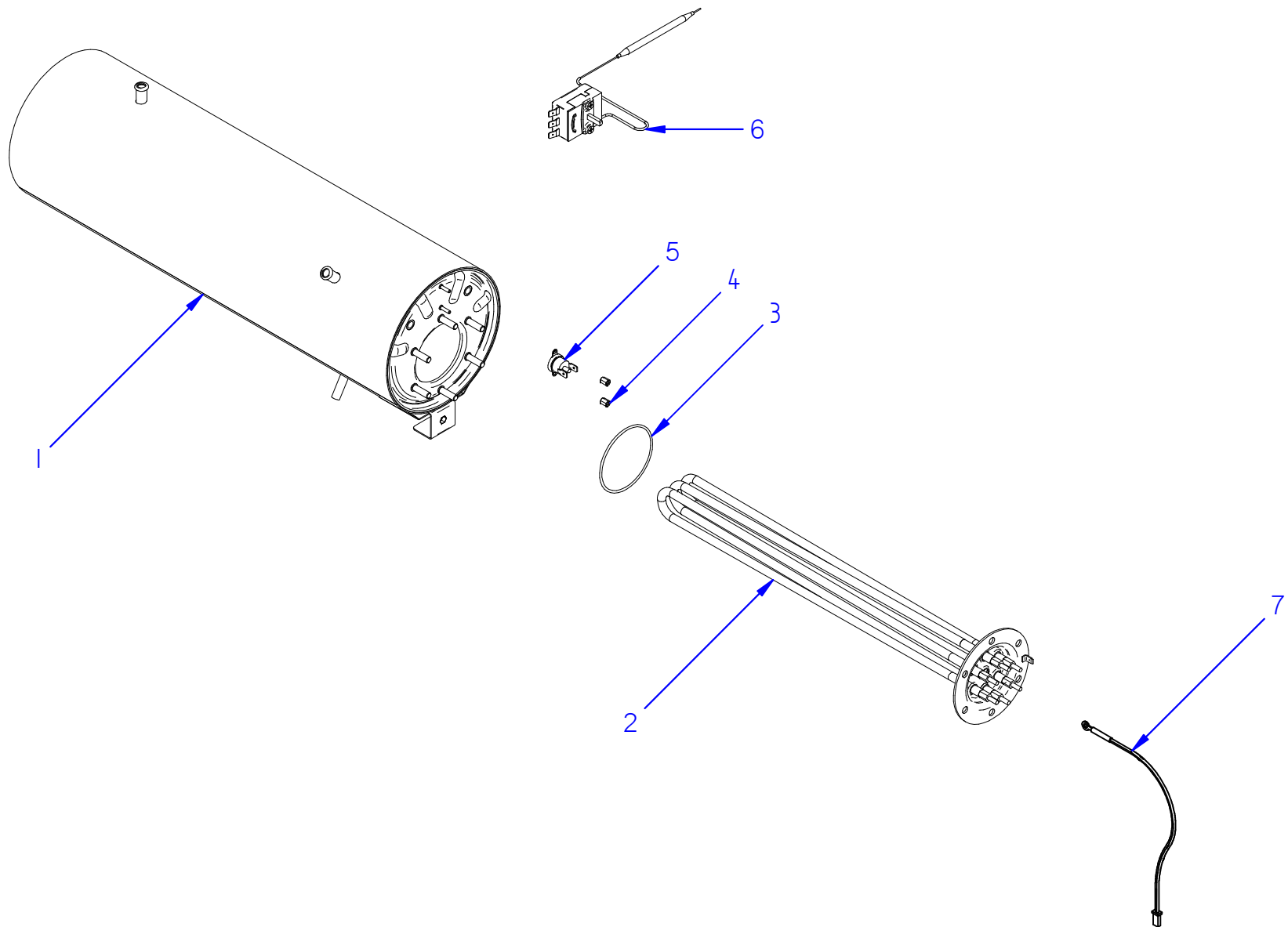
ITEM	CODIGO REFERENCE	DENOMINACIÓN	DENOMINATION	COP-144	COP-144 S	AD-125	AD-125 S											RECOMENDADOS RECOMMENDED	ELIMINADO ELIMINATED	INTRODUCIDO INTRODUCED	NOTAS / NOTES
1	12165982	CIERRE BRAZO CAPOTA	DISHWASHER ARM LOCK	1	1	1	1														
2	12049214	JUNTA TÓRICA 12.8-3-5	2.8-3-5 SEAL	1	1	1	1														
3	12048366	JUNTA BRAZO CAPOTA	DISHWASHER ARM SEAL	1	1	1	1														
4	12009962	ABRAZAD. Fe-Zn 40-60mm DIN3017	Fe-Zn 40-60mm DIN3017 CLAMP	2	2	2	2														
5	12150658	CONJUNTO BRAZO CAPOTA	DISHWASHER ARM ASSEMBLY	1	1	1	1														
6	12150548	CONDUCCIÓN RAMA SUPERIOR	TOP BRANCH PIPE	1	1	1	1														
7	12023511	RACORD EN Y	Y FORM RACORD	1	1	1	1														
8	12132254	DOSIF. PERISTÁLTICO ABRILLANTADOR	PERISTALTIC POLISHER DISPENSER	1	1	1	1										X				
8a	12132254	TUBO PERISTÁLTICO DOS. ABRILLANTADOR	POLISHER DISP. PERISTALTIC TUBE	1	1	1	1														
9	12265502	CONDUCTO ABRILLANTADOR	POLISHER PIPE	1	1	1	1														
11	12219511	ELECTROVÁLVULA + REGULADOR 4L/min	ELECTROVALVE + 4L/min REGULATOR	1	1	1	1										X				
12	12225749	SOPORTE ELECTROVÁLVULA	ELECTROVALVE SUPPORT	1	1	1	1														
13	12161034	MANGUERA ENTRADA AGUA INTERIOR	INNER WATER INLET HOSE	1	1	1	1														
13	12115397	MANGUERA ENTRADA AGUA INTERIOR	INNER WATER INLET HOSE	1	1	1	1														solo modelos "AU" / "AU" models only
14	12139078	CONDUCTO ASPIRACIÓN	SUCTION PIPE	1	1	1	1														
15	12009914	ABRAZADERA DIN3017 W2 70-90L	DIN3017 W2 70-90L CLAMP	2	2	2	2														
16	12010036	ABRAZAD. Fe-Zn 12-22mm DIN3017	Fe-Zn 12-22mm DIN3017 CLAMP	1	1	1	1														
17	12046080	CONDUCTO IMPULSIÓN ACLARADO	RINSING IMPULSION PIPE	1	1	1	1														
18	12010023	ABRAZAD. Fe-Zn 20-32mm DIN3017	Fe-Zn 20-32mm DIN3017 CLAMP	1	1	1	1														
19	12187518	BOMBA ACLARADO 50Hz	50Hz RINSING PUMP	1	1	1	1										X				solo modelos 50Hz / 50Hz models only
19	12216217	BOMBA ACLARADO 60Hz	60Hz RINSING PUMP	1	1	1	1										X				solo modelos 60Hz / 60Hz models only
20	12023600	CONDENSADOR 400V U VDE	400V UL GREEN CONDENSER	1	1	1	1														
21	12152162	AISLANTE BOMBA ACLARADO	RINSING PUMP INSULATOR	1	1	1	1														
22	12136327	SOPORTE BOMBA ACLARADO	RINSING PUMP BRACKET	1	1	1	1														
23	12009997	ABRAZAD. Fe-Zn 25-40mm DIN3017	Fe-Zn 25-40mm DIN3017 CLAMP	2	2	2	2														
24	12136329	CONDUCTO ASPIRACIÓN BOMBA	RINSING PUMP SUCTION PIPE	1	1	1	1														
25	12225191	SOPORTE MOTOBOMBA 50Hz	50Hz PUMP BRACKET	1	1	1	1														solo modelos 50Hz / 50Hz models only
25	12225194	SOPORTE MOTOBOMBA 60Hz	60Hz PUMP BRACKET	1	1	1	1														solo modelos 60Hz / 60Hz models only
26	12295102	ELECTROBOMBA 50Hz	ELECTRIC PUMP 50Hz	1	1	1	1										X				solo modelos 50Hz / 50Hz models only
26	12210527	ELECTROBOMBA 60Hz	ELECTRIC PUMP 60Hz	1	1	1	1										X				solo modelos 60Hz / 60Hz models only
26A	12294925	CONDENSADOR 12.5µF 50Hz	CAPACITOR 12.5µF 50Hz	1	1	1	1										X				
27	12150482	CONDUCTO IMPULSIÓN	IMPULSION PIPE	1	1	1	1														
28	12009933	ABRAZADERA DIN3017 W2 50-70L	DIN3017 W2 50-70L CLAMP	2	2	2	2														
29	12135783	SOPORTE DISTRIBUIDOR	DISTRIBUTOR SUPPORT	1	1	1	1														
30	12163602	JUNTA SOPORTE DISTRIBUIDOR	DISTRIBUTOR SUPPORT SEAL	1	1	1	1														
31	12150806	ADAPTADOR RAMAS LAVADO	WASHING BRANCHES ADAPTOR	1	1	1	1														
32	12138664	ARANDELA ELÁSTICA	ELASTIC RETAINER	2	2	2	2										X				
33	12104339	TAPÓN TUERCA	NUT CAP	1	1	1	1														
34	12091122	JUNTA AIR BREAK	AIR BREAK SEAL	1	1	1	1														
35	12163791	AIR BREAK	AIR BREAK	1	1	1	1														
36	12171232	EJE ACLARADO RAMAS PLANAS	FLAT BRANCHES RINSING SHAFT	2	2	2	2														
37	12228948	DISTRIBUIDOR ACLARADO COMPLETO	COMPLETE RINSING DISTRIBUTOR	2	2	2	2														
37a	12102984	DISTRIBUIDOR ACLARADO	RINSING DISTRIBUTOR	2	2	2	2														
37b	12041628	PROTECTOR FUGAS	PROTECTOR	4	4	4	4														
38	12228947	DISTRIBUIDOR LAVADO COMPLETO	COMPLETE WASHING DISTRIBUTOR	2	2	2	2														
38a	12003421	DISTRIBUIDOR LAVADO	WASHING DISTRIBUTOR	2	2	2	2														
38b	12023674	ARANDELA AMARRE	CLAMPING RETAINER	2	2	2	2														
38c	12141336	CASQUILLO DISTRIBUIDOR	DISTRIBUTOR BUSHING	2	2	2	2														
39	12138392	EJE ALAVADO	WASHING SHAFT	2	2	2	2														
40	12171233	TUERCA ESPECIAL ACLARADO M12x1.5	M12x1.5 RINSING SPECIAL NUT	2	2	2	2														
41	12253523	CONDUCTO AIR-BREAK CALDERIN	AIR-BREAK BOILER HOSE	1	1	1	1														




Fecha	Firma	AD-125 SOFT	Página	FAGOR  FAGOR INDUSTRIAL
01-06-2018	B. Alcantara	CONJUNTO HIDRÁULICO (AD SOFT) / HYDRAULIC ASSEMBLY (AD SOFT)	23	

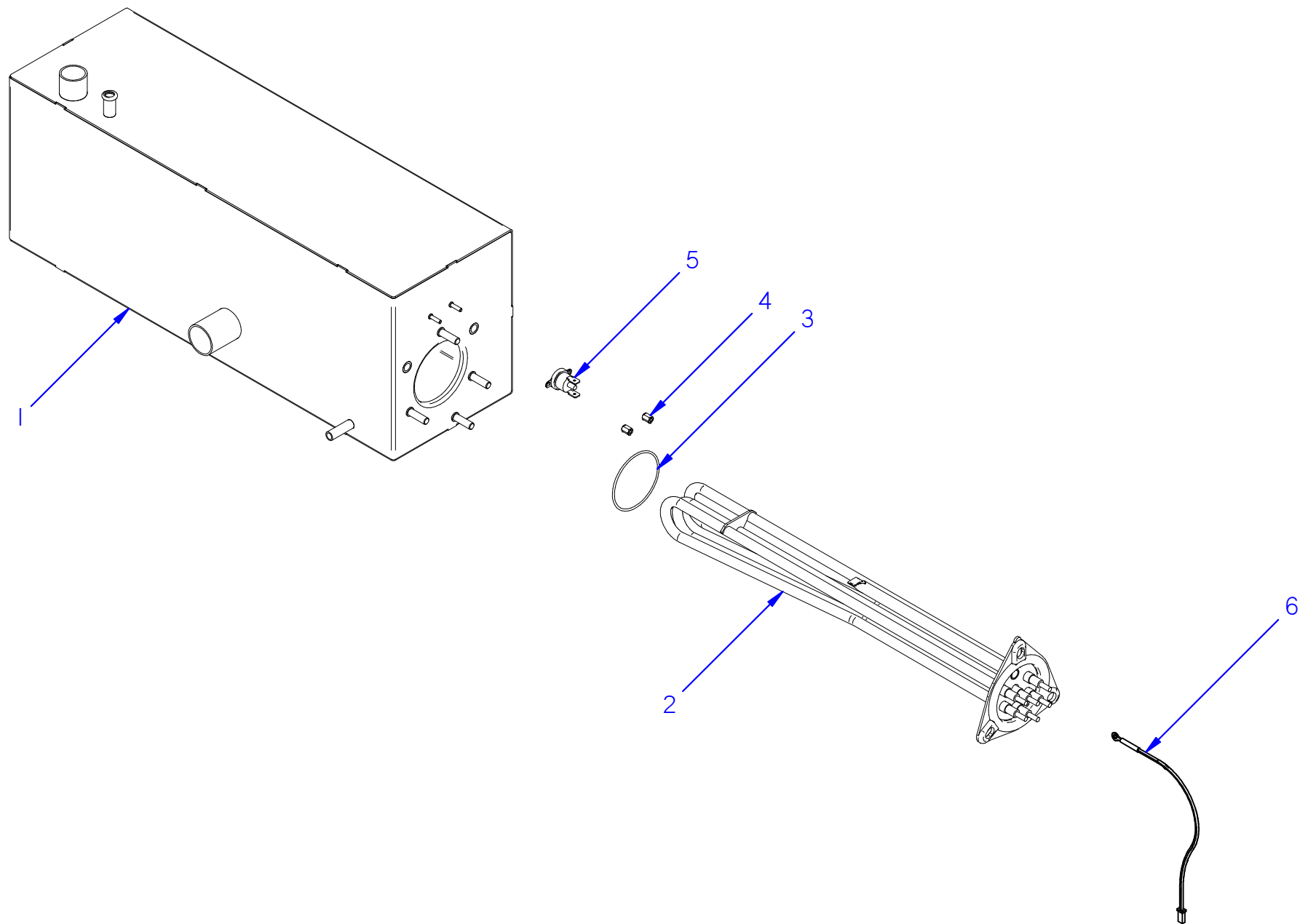
ITEM	CODIGO REFERENCE	DENOMINACIÓN	DENOMINATION	AD-125 SOFT	AD-125 SOFT S												RECOMENDADOS RECOMMENDED	ELIMINADO ELIMINATED	INTRODUCIDO INTRODUCED	NOTAS / NOTES
1	12165982	CIERRE BRAZO CAPOTA	DISHWASHER ARM LOCK	1	1															
2	12049214	JUNTA TÓRICA 12.8-3-5	2.8-3-5 SEAL	1	1															
3	12048366	JUNTA BRAZO CAPOTA	DISHWASHER ARM SEAL	1	1															
4	12009962	ABRAZAD. Fe-Zn 40-60mm DIN3017	Fe-Zn 40-60mm DIN3017 CLAMP	2	2															
5	12150658	CONJUNTO BRAZO CAPOTA	DISHWASHER ARM ASSEMBLY	1	1															
6	12150548	CONDUCCIÓN RAMA SUPERIOR	TOP BRANCH PIPE	1	1															
7	12023511	RACORD EN Y	Y FORM RACORD	1	1															
8	12132254	DOSIF. PERISTÁLTICO ABRILLANTADOR	PERISTALTIC POLISHER DISPENSER	1	1											X				
8a	12230391	TUBO PERISTÁLTICO DOS. ABRILLANTADO	POLISHER DISP. PERISTALTIC TUBE	1	1															
9	12265502	CONDUCTO ABRILLANTADOR	POLISHER PIPE	1	1															
11	12217769	CONJUNTO ELECTROVÁLVULA REGEN.	REGEN. ELECTROVALVE ASSEMBLY	1	1											X				
12	12217768	CONJUNTO ELECTROVÁLVULA ENTRADA	INLET ELECTROVALVE ASSEMBLY	1	1											X				
13	12225770	SOPORTE ELECTROVÁLVULAS	ELECTROVALVES SUPPORT	1	1															
14	12161034	MANGUERA ENTRADA AGUA INTERIOR	INNER WATER INLET HOSE	1	1															
14	12115397	MANGUERA ENTRADA AGUA INTERIOR	INNER WATER INLET HOSE	1	1															solo modelos "AU" / "AU" models only
15	12139078	CONDUCTO ASPIRACIÓN	SUCTION PIPE	1	1															
16	12009914	ABRAZADERA DIN3017 W2 70-90L	DIN3017 W2 70-90L CLAMP	2	2															
17	12010036	ABRAZAD. Fe-Zn 12-22mm DIN3017	Fe-Zn 12-22mm DIN3017 CLAMP	1	1															
18	12046080	CONDUCTO IMPULSIÓN ACLARADO	RINSING IMPULSION PIPE	1	1															
19	12010023	ABRAZAD. Fe-Zn 20-32mm DIN3017	Fe-Zn 20-32mm DIN3017 CLAMP	1	1															
20	12187518	BOMBA ACLARADO 50Hz	50Hz RINSING PUMP	1	1											X				solo modelos 50Hz / 50Hz models only
20	12216217	BOMBA ACLARADO 60Hz	60Hz RINSING PUMP	1	1											X				solo modelos 60Hz / 60Hz models only
21	12023600	CONDENSADOR 400V U VDE	400V UL GREEN CONDENSER	1	1															
22	12152162	AI SLANTE BOMBA ACLARADO	RINSING PUMP INSULATOR	1	1															
23	12272571	BOTE DE SALES COMPLETO	COMPLETE SALT CONTAINER	1	1											X				
24	12136327	SOPORTE BOMBA ACLARADO	RINSING PUMP SUPPORT	1	1															
25	12009997	ABRAZAD. Fe-Zn 25-40mm DIN3017	Fe-Zn 25-40mm DIN3017 CLAMP	2	2															
26	12136329	CONDUCTO ASPIRACIÓN BOMBA	RINSING PUMP SUCTION PIPE	1	1															
27	12222762	SOPORTE INFERIOR DESCALCIFICADOR	SOFTENER BOTTOM SUPPORT	1	1															
28	12024874	DESCALCIFICADOR 4 COLUMNAS	4 COLUMN SOFTENER	1	1											X				
29	12222761	SOPORTE SUPERIOR DESCALCIFICADOR	SOFTENER TOP SUPPORT	1	1															
30	12225191	SOPORTE MOTOBOMBA 50Hz	50Hz PUMP SUPPORT	1	1											X				solo modelos 50Hz / 50Hz models only
30	12225194	SOPORTE MOTOBOMBA 60Hz	60Hz PUMP SUPPORT	1	1											X				solo modelos 60Hz / 60Hz models only
31	12295102	ELECTROBOMBA 50Hz	ELECTRIC PUMP 50Hz	1	1											X				solo modelos 50Hz / 50Hz models only
31	12210527	ELECTROBOMBA 60Hz	ELECTRIC PUMP 60Hz	1	1											X				solo modelos 60Hz / 60Hz models only
31A	12294925	CONDENSADOR 12,5µF 50Hz	CAPACITOR 12,5µF 50Hz	1	1											X				
32	12150482	CONDUCTO IMPULSIÓN	IMPULSION PIPE	1	1															
33	12009933	ABRAZADERA DIN3017 W2 50-70L	DIN3017 W2 50-70L CLAMP	2	2															
34	12135783	SOPORTE DISTRIBUIDOR	DISTRIBUTOR SUPPORT	1	1															
35	12163602	JUNTA SOPORTE DISTRIBUIDOR	DISTRIBUTOR SUPPORT SEAL	1	1															
36	12150806	ADAPTADOR RAMAS LAVADO	WASHING BRANCHES ADAPTOR	1	1															
37	12138664	ARANDELA ELÁSTICA	ELASTIC RETAINER	2	2											X				
38	12104339	TAPÓN TUERCA	NUT CAP	1	1											X				
39	12091122	JUNTA AIR BREAK	AIR BREAK SEAL	1	1															
40	12163791	AIR BREAK	AIR BREAK	1	1															
41	12171232	EJE ACLARADO RAMAS PLANAS	FLAT BRANCHES RINSING SHAFT	2	2															


[illegible]



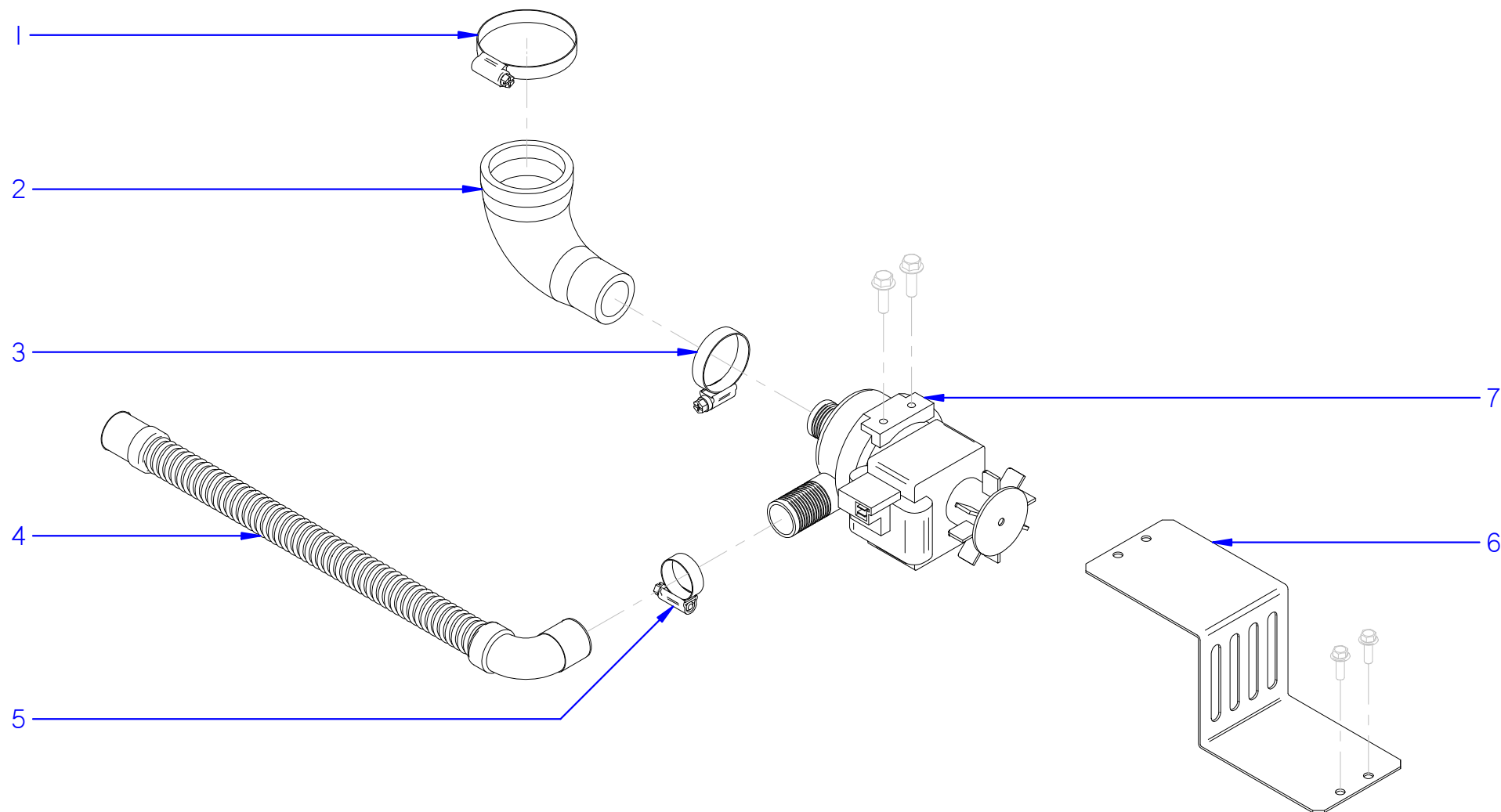
Fecha	Firma	CO_110-142	Página	FAGOR  FAGOR INDUSTRIAL
01-06-2018	B. Alcantara	CALDERÍN (CO) / HEATER (CO)	26	

[illegible]




Fecha	Firma	COP-144; AD-125	Página	FAGOR  FAGOR INDUSTRIAL
01-06-2018	B. Alcantara	CALDERÍN (COP-AD) / HEATER (COP-AD)	28	

**Despiece técnico CO_110-142; COP-144; AD-125 /
Spare Parts CO_110-142; COP-144; AD-125**



*KIT OPCIONAL EN MODELOS CO-COP

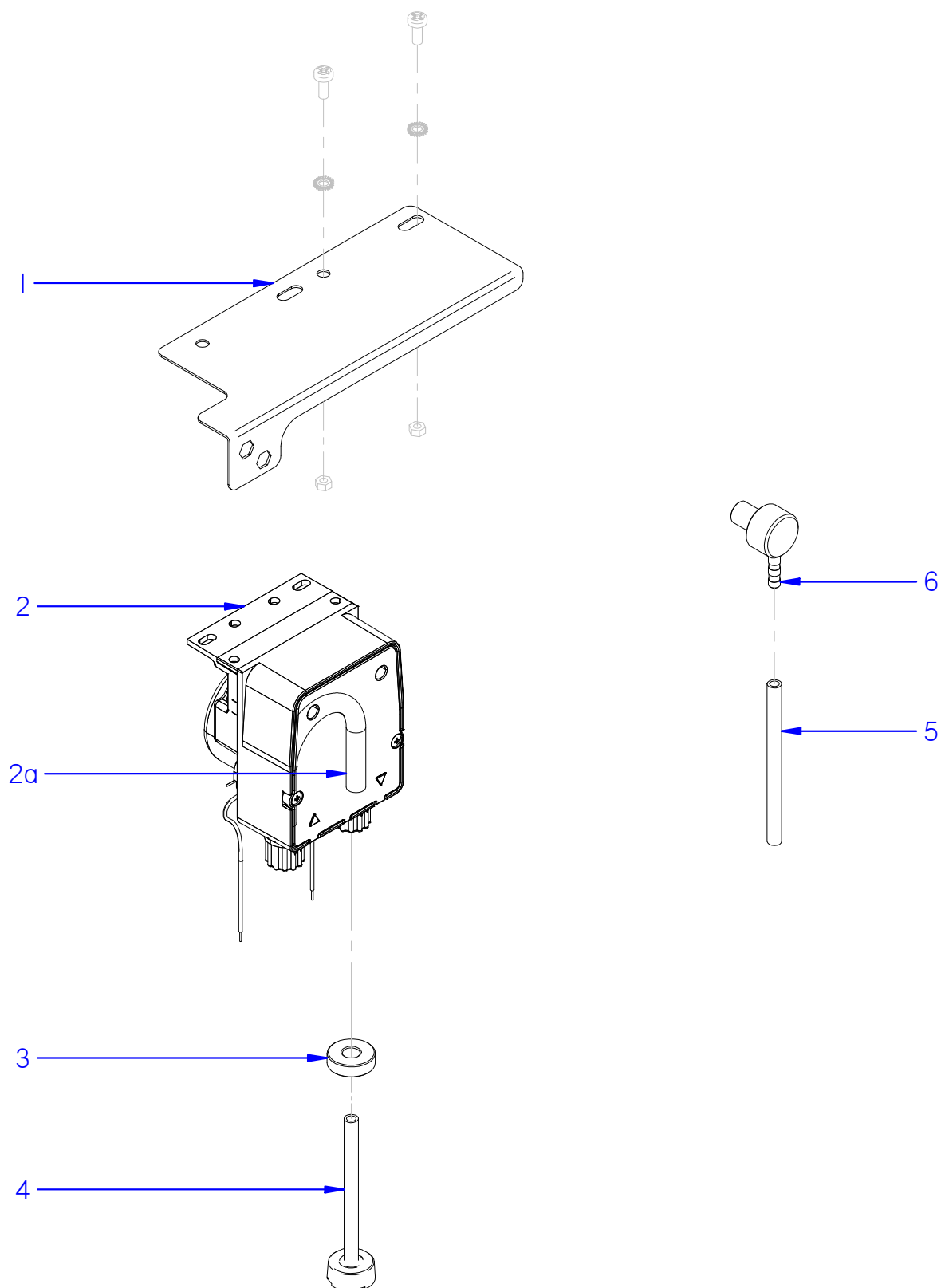
Fecha	Firma	CO-I10-I42; COP-I44	Página	FAGOR  <small>FAGOR INDUSTRIAL</small>
01-06-2018	B. Alcantara	KIT BOMBA DESAGÜE / DRAINAGE PUMP KIT	30	

**APARATO /
APPLIANCE**


LAVAJILLAS / DISHWASHER

ZONA / ZONE

KIT BOMBA DESAGÜE (BD) / DRAINAGE PUMP KIT (BD)[illegible]



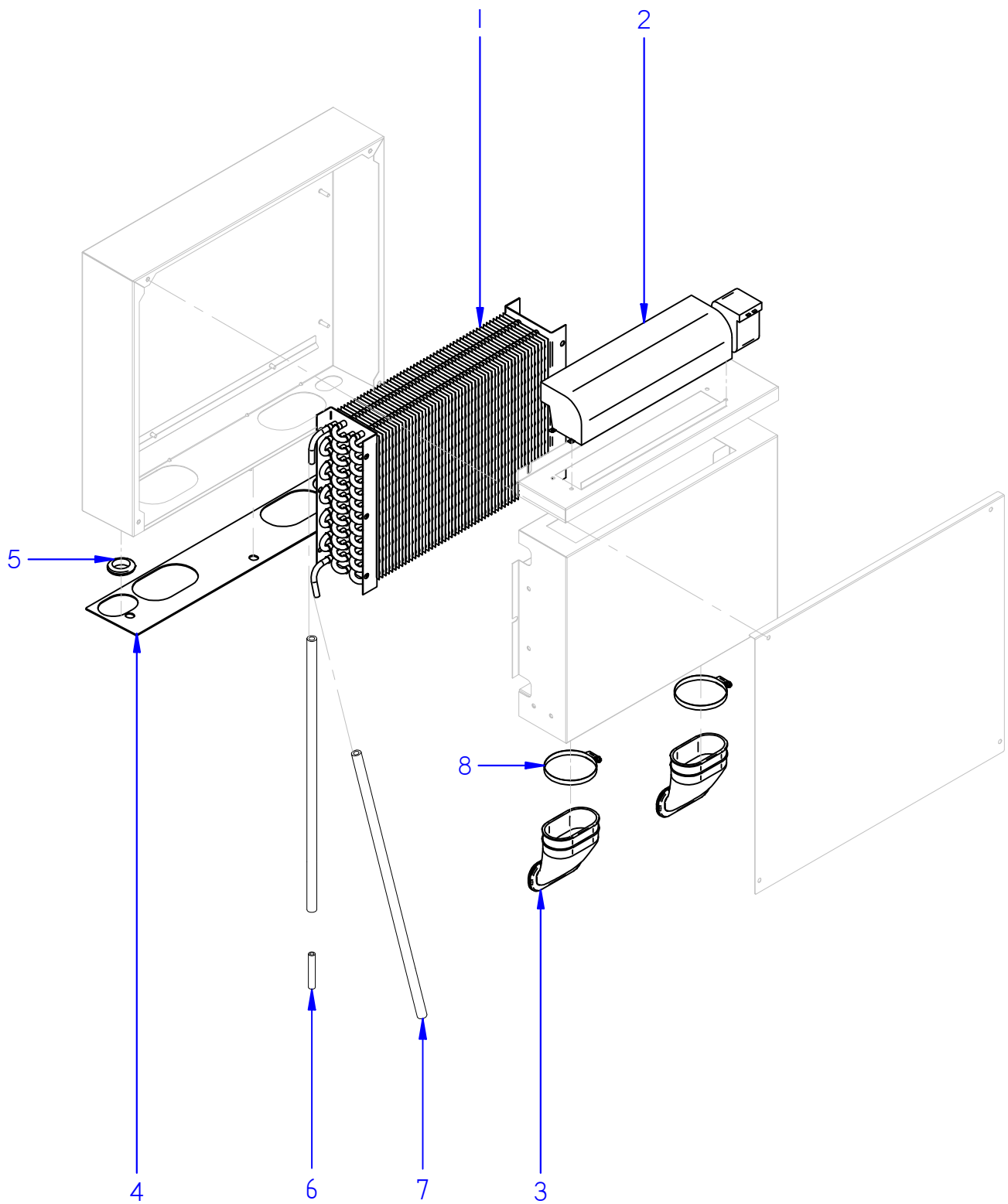
*INCLUIDO EN MODELOS AD
 *KIT OPCIONAL EN MODELOS CO-COP

Fecha	Firma	CO-110-142; COP-144; AD-125	Página	FAGOR  <small>FAGOR INDUSTRIAL</small>
01-06-2018	B. Alcantara	KIT DOSIFICADOR DETERGENTE / SOAP DISPENSER KIT	32	

LAVAVAJILLAS / DISHWASHER

KIT DOSIFICADOR DETERGENTE (DD) / SOAP DISPENSER KIT (DD)

[illegible]

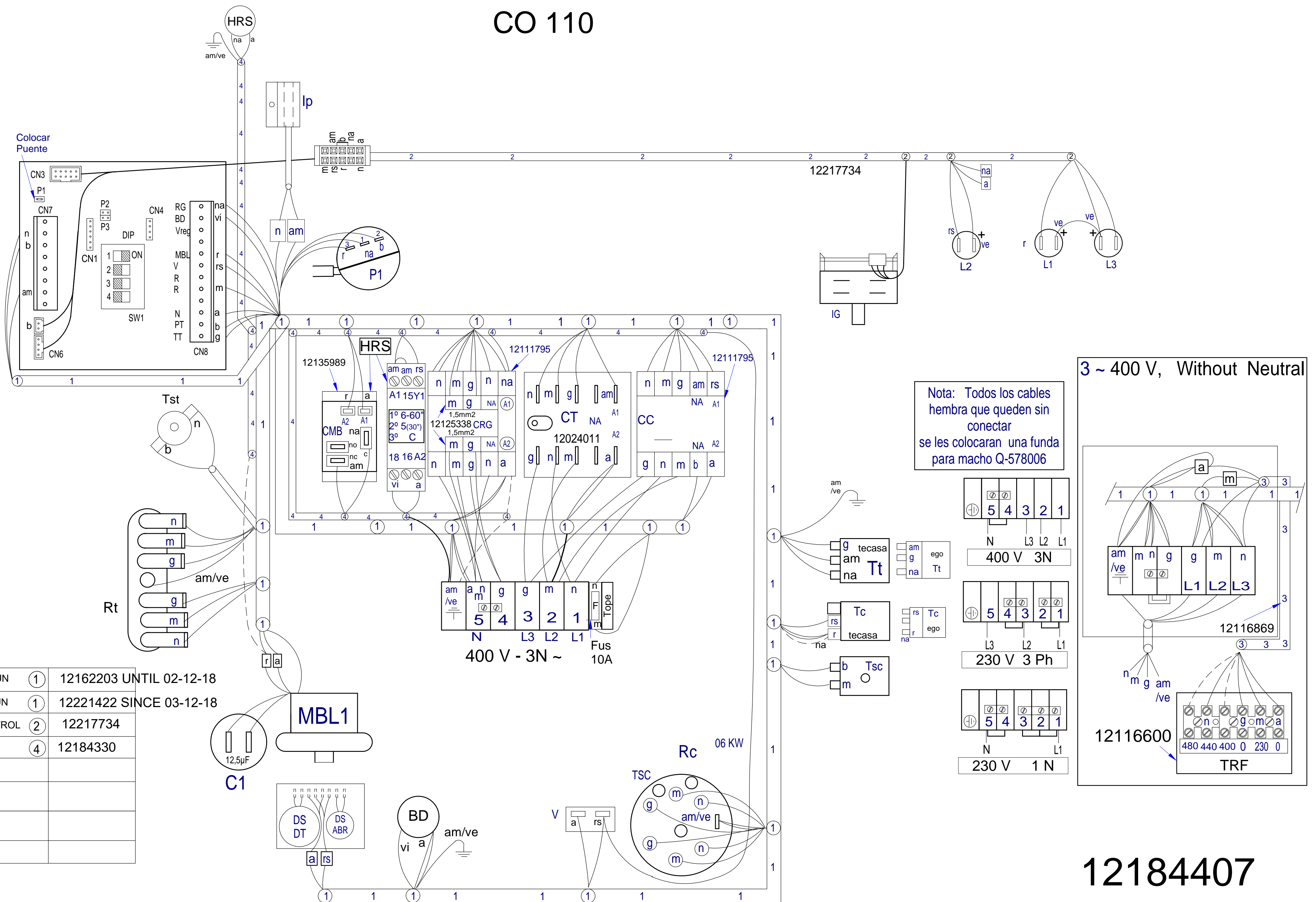


[illegible]

ITEM	CODIGO REFERENCE	DENOMINACIÓN	DENOMINATION	CO-110	CO-142	CO-142 S	COP-144	COP-144 S	AD-125	AD-125 S	AD-125 SOFT	AD-125 SOFT S						ELIMINADO ELIMINATED	INTRODUCIDO INTRODUCED	ZONA / ZONE
2	12123407	PRESOSTATO 0,01bar SIMPLE UL	PRESSURE GAUGE 0,01bar Simple UL	1	-	-	-	-	-	-	-	-								portamandos (CO-110) / control holder (CO-110)
3	12189021	TARJETA CONTROL 230V AC 50/60Hz	CONTROL CARD 230V AC 50/60Hz	1	-	-	-	-	-	-	-	-								portamandos (CO-110) / control holder (CO-110)
2	12123407	PRESOSTATO 0,01bar SIMPLE UL	PRESSURE GAUGE 0,01bar Simple UL	-	1	1	-	-	-	-	-	-								portamandos (CO-142) / control holder (CO-142)
3	12185533	TARJETA CONTROL 230V AC 50/60Hz	CONTROL CARD 230V AC 50/60Hz	-	1	1	-	-	-	-	-	-								portamandos (CO-142) / control holder (CO-142)
5	12025036	CONJUNTO Sonda 64KOhm NTC	PROBE ASSEMBLY 64KOhm NTC	-	2	2	-	-	-	-	-	-								portamandos (CO-142) / control holder (CO-142)
19	12024028	VISUALIZADOR	DISPLAY	-	1	1	-	-	-	-	-	-								portamandos (CO-142) / control holder (CO-142)
2	12023803	PRESOSTATO 1,3-2,8bar SIMPLE UL	PRESSURE GAUGE 1,3-2,8bar Simple UL	-	-	-	1	1	-	-	-	-								portamandos (COP) / control holder (COP)
3	12123407	PRESOSTATO 0,01bar SIMPLE UL	PRESSURE GAUGE 0,01bar Simple UL	-	-	-	1	1	-	-	-	-								portamandos (COP) / control holder (COP)
4	12185533	TARJETA CONTROL 230V AC 50/60Hz	CONTROL CARD 230V AC 50/60Hz	-	-	-	1	1	-	-	-	-								portamandos (COP) / control holder (COP)
6	12025036	CONJUNTO Sonda 64KOhm NTC	PROBE ASSEMBLY 64KOhm NTC	-	-	-	2	2	-	-	-	-								portamandos (COP) / control holder (COP)
20a	12024028	VISUALIZADOR	DISPLAY	-	-	-	1	1	-	-	-	-								portamandos (COP) / control holder (COP)
3	12042019	PRESOSTATO 0,3bar SIMPLE UL	PRESSURE GAUGE 0,3bar Simple UL	-	-	-	-	-	2	2	-	-								portamandos (AD) / control holder (AD)
4	12189023	TARJETA CONTROL 230V AC 50/60Hz	CONTROL CARD 230V AC 50/60Hz	-	-	-	-	-	1	1	-	-								portamandos (AD) / control holder (AD)
6	12025036	CONJUNTO Sonda 64KOhm NTC	PROBE ASSEMBLY 64KOhm NTC	-	-	-	-	-	2	2	-	-								portamandos (AD) / control holder (AD)
17	12120189	CONTROL TARJETA 12V DC 6rel UL	CARD CONTROL 12V DC 6rel UL	-	-	-	-	-	1	1	-	-								portamandos (AD) / control holder (AD)
21b	12048027	VISUALIZADOR	DISPLAY	-	-	-	-	-	1	1	-	-								portamandos (AD) / control holder (AD)
3	12048748	JUNTA TÓRICA 37x32x2,5	O-RING 37x32x2,5	1	1	1	1	1	-	-	-	-								componetes cuba (CO-COP) / tank parts (CO-COP)
11	12166900	CÁMARA PRESOSTATO	PRESSURE GAUGE CHAMBER	1	1	1	1	1	-	-	-	-								componetes cuba (CO-COP) / tank parts (CO-COP)
12	12024049	PASAMUROS D28	WALL BUSHING D28	1	1	1	1	1	-	-	-	-								componetes cuba (CO-COP) / tank parts (CO-COP)
13	12161299	TERMOSTATO TECASA 60°C	60°C TECA THERMOSTAT	1	1	1	1	1	-	-	-	-								componetes cuba (CO-COP) / tank parts (CO-COP)
14	12045886	RESISTENCIA TRIPLE 230V 4,5Kw UL	230V 4,5Kw UL TRIPLE RESISTOR	1	1	1	1	1	-	-	-	-								componetes cuba (CO-COP) / tank parts (CO-COP)
17	12096597	TERMOSTATO SEG. 110°C FAST 90	110°C FAST 90 SAFETY THERMOSTAT	1	1	1	1	1	-	-	-	-								componetes cuba (CO-COP) / tank parts (CO-COP)
7	12166900	CÁMARA PRESOSTATO	PRESSURE GAUGE CHAMBER	-	-	-	-	-	1	1	-	-								componetes cuba (AD) / tank parts (AD)
8	12024049	PASAMUROS D28	WALL BUSHING D28	-	-	-	-	-	1	1	-	-								componetes cuba (AD) / tank parts (AD)
9	12150959	RESISTENCIA TRIPLE 230V 2,1Kw UL	230V 2,1Kw UL TRIPLE RESISTOR	-	-	-	-	-	1	1	-	-								componetes cuba (AD) / tank parts (AD)
11	12096597	TERMOSTATO SEG. 110°C FAST 90	110°C FAST 90 SAFETY THERMOSTAT	-	-	-	-	-	1	1	-	-								componetes cuba (AD) / tank parts (AD)
6	12023456	BOMBA DESAGÜE	DRAINAGE PUMP	-	-	-	-	-	1	1	-	-								conjunto desagüe (AD) / drainage assembly (AD)
8	12024568	VÁLVULA ANTIRRETORNO	CHECK VALVE	1	1	1	-	-	-	-	-	-								conjunto hidráulico (CO) / hydraulic assembly (CO)
11	12133010	DOSIFICADOR ABRILLANTADOR	POLISHER DISPENSER	1	1	1	-	-	-	-	-	-								conjunto hidráulico (CO) / hydraulic assembly (CO)
12	12219512	CONJUNTO ELECTROV, + REGULADOR	ELECTROV, + REGULATOR ASSEMBLY	1	1	1	-	-	-	-	-	-								conjunto hidráulico (CO) / hydraulic assembly (CO)
18	12295102	ELECTROBOMBA 50Hz	ELECTRIC PUMP 50Hz	1	1	1	-	-	-	-	-	-								conjunto hidráulico (CO) / hydraulic assembly (CO)
18	12210527	ELECTROBOMBA 60Hz	ELECTRIC PUMP 60Hz	1	1	1	-	-	-	-	-	-								conjunto hidráulico (CO) / hydraulic assembly (CO)
18A	12294925	CONDENSADOR 12,5µF 50Hz	CAPACITOR 12,5µF 50Hz	1	1	1	1	1	1	1	1	1								conjunto hidráulico (CO) / hydraulic assembly (CO)
24	12138664	ARANDELA ELÁSTICA	ELASTIC RETAINER	2	2	2	-	-	-	-	-	-								conjunto hidráulico (CO) / hydraulic assembly (CO)
27	12024252	TOBERA ACLARADO	RINSING NOZZLE	12	12	12	-	-	-	-	-	-								conjunto hidráulico (CO) / hydraulic assembly (CO)
8	12132254	DOSIF. PERISTÁLTICO ABRILLANTADOR	PERISTALTIC POLISHER DISPENSER	-	-	-	1	1	1	1	-	-								conjunto hidráulico (COP-AD) / hydraulic assembly (COP-AD)
11	12219511	ELECTROVÁLVULA + REGULADOR 4L/min	ELECTROVALVE + 4L/min REGULATOR	-	-	-	1	1	1	1	-	-								conjunto hidráulico (COP-AD) / hydraulic assembly (COP-AD)
19	12187518	BOMBA ACLARADO 50Hz	50Hz RINSING PUMP	-	-	-	1	1	1	1	-	-								conjunto hidráulico (COP-AD) / hydraulic assembly (COP-AD)
19	12216217	BOMBA ACLARADO 60Hz	60Hz RINSING PUMP	-	-	-	1	1	1	1	-	-								conjunto hidráulico (COP-AD) / hydraulic assembly (COP-AD)
26	12295102	ELECTROBOMBA 50Hz	ELECTRIC PUMP 50Hz	-	-	-	1	1	1	1	-	-								conjunto hidráulico (COP-AD) / hydraulic assembly (COP-AD)
26	12210527	ELECTROBOMBA 60Hz	ELECTRIC PUMP 60Hz	-	-	-	1	1	1	1	-	-								conjunto hidráulico (COP-AD) / hydraulic assembly (COP-AD)
32	12138664	ARANDELA ELÁSTICA	ELASTIC RETAINER	-	-	-	2	2	2	2	-	-								conjunto hidráulico (COP-AD) / hydraulic assembly (COP-AD)
8	12132254	DOSIF. PERISTÁLTICO ABRILLANTADOR	PERISTALTIC POLISHER DISPENSER	-	-	-	-	-	-	-	1	1								conjunto hidráulico (AD SOFT) / hydraulic assembly (AD SOFT)
11	12217769	CONJUNTO ELECTROVÁLVULA REGEN.	REGEN. ELECTROVALVE ASSEMBLY	-	-	-	-	-	-	-	1	1								conjunto hidráulico (AD SOFT) / hydraulic assembly (AD SOFT)
12	12217768	CONJUNTO ELECTROVÁLVULA ENTRADA	INLET ELECTROVALVE ASSEMBLY	-	-	-	-	-	-	-	1	1								conjunto hidráulico (AD SOFT) / hydraulic assembly (AD SOFT)
20	12187518	BOMBA ACLARADO 50Hz	50Hz RINSING PUMP	-	-	-	-	-	-	-	1	1								conjunto hidráulico (AD SOFT) / hydraulic assembly (AD SOFT)
20	12216217	BOMBA ACLARADO 60Hz	60Hz RINSING PUMP	-	-	-	-	-	-	-	1	1								conjunto hidráulico (AD SOFT) / hydraulic assembly (AD SOFT)

**Despiece técnico CO_110-142; COP-144; AD-125 /
Spare Parts CO 110-142; COP-144; AD-125**

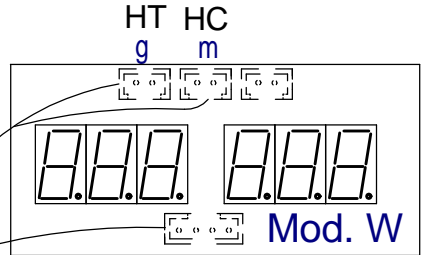
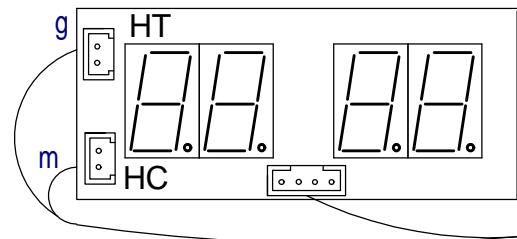
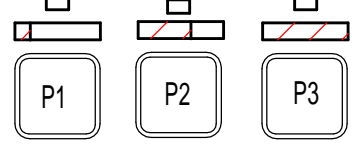
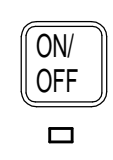
CO 110



12184407

CO 142
CO-142 W

CONCEPT



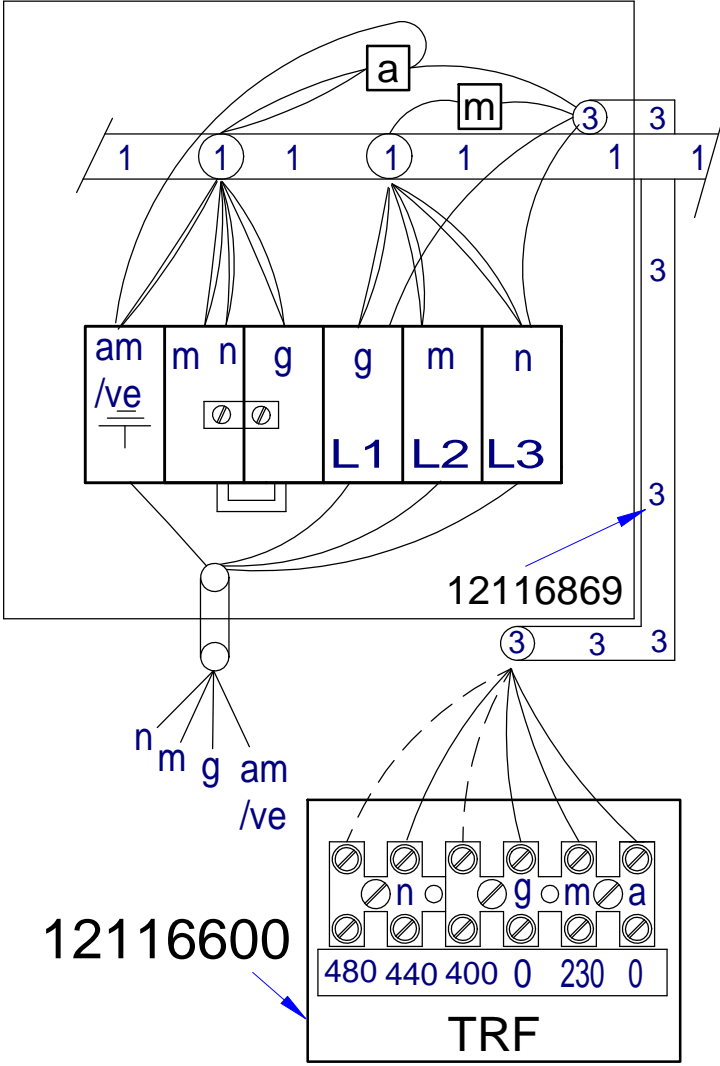
12158514
CO-142

12158516
(CO-142 W)

12223832

Nota: Todos los cables
hembra que quedan sin
conectar
se les colocaran una funda
para macho Q-578006

3 ~ 400 V, Without Neutral



12116869

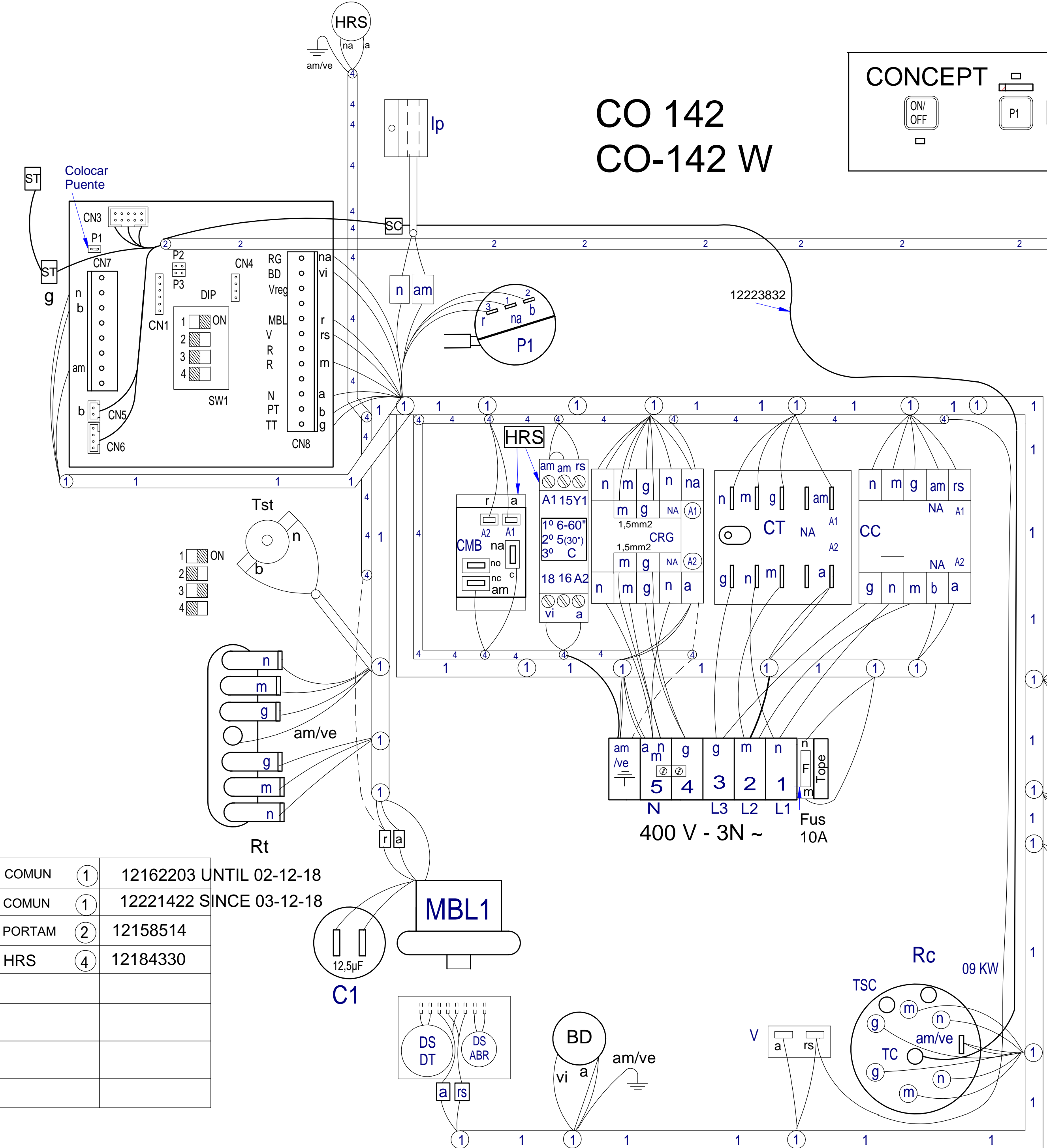
12116600

12116869

12116600

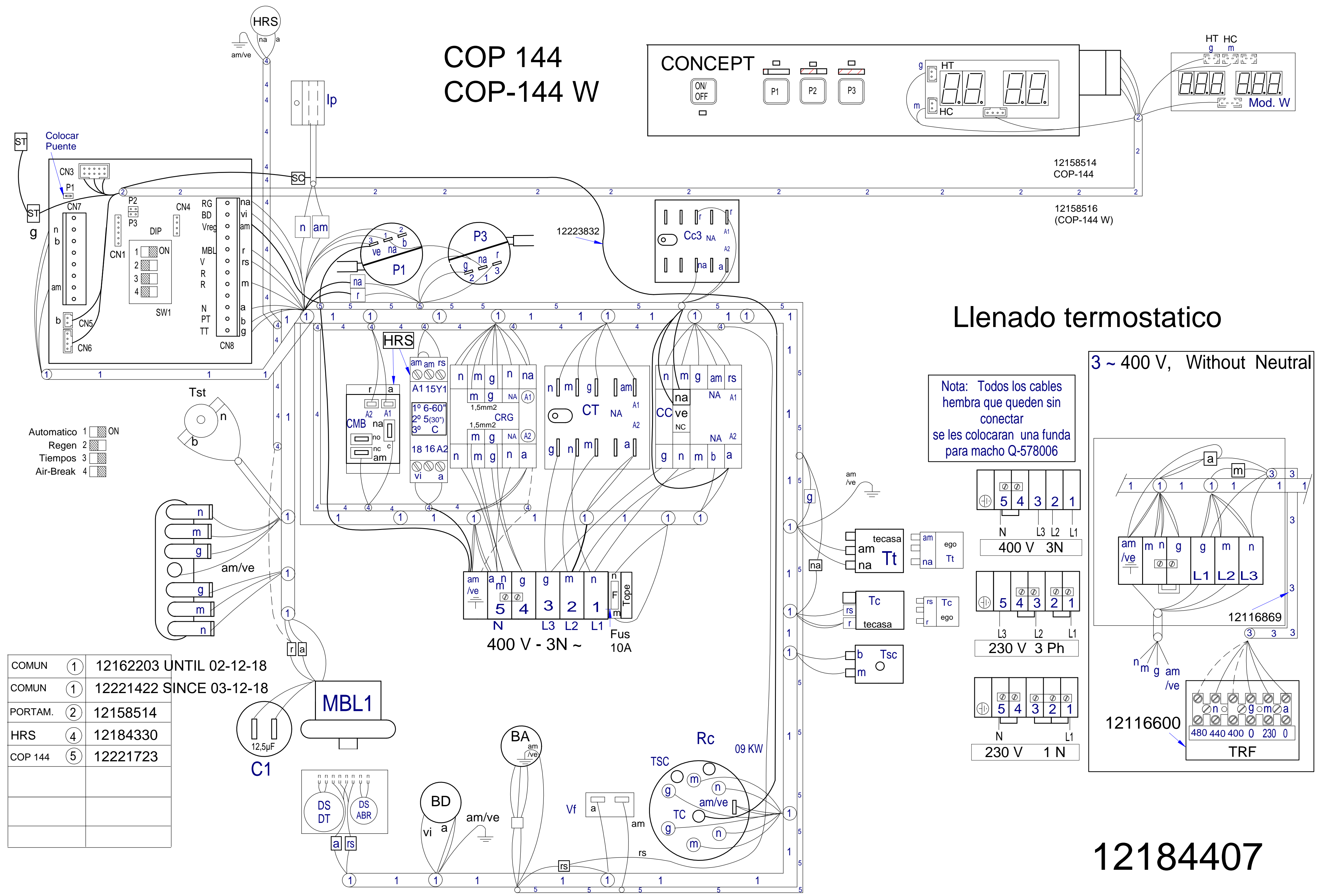
TRF

12184407

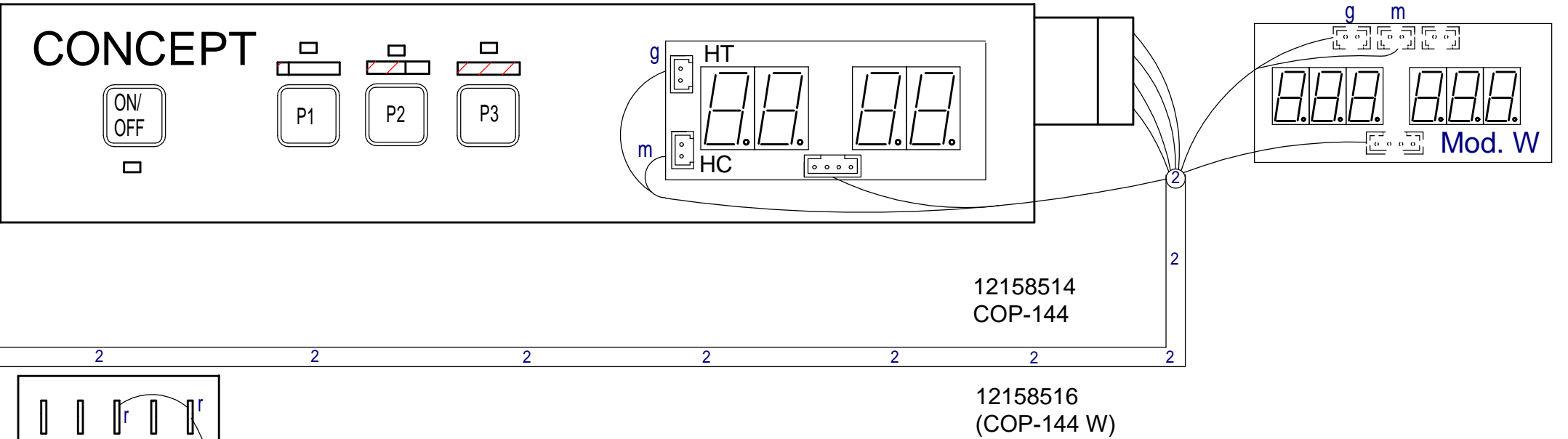


COMUN	①	12162203 UNTIL 02-12-18
COMUN	①	12221422 SINCE 03-12-18
PORTAM	②	12158514
HRS	④	12184330

COP 144 COP-144 W

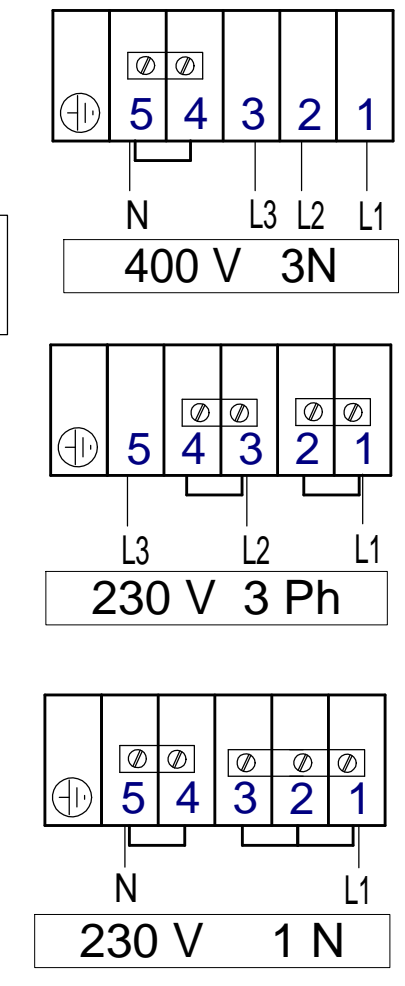


COMUN	①	12162203 UNTIL 02-12-18
COMUN	①	12221422 SINCE 03-12-18
PORTAM.	②	12158514
HRS	④	12184330
COP 144	⑤	12221723

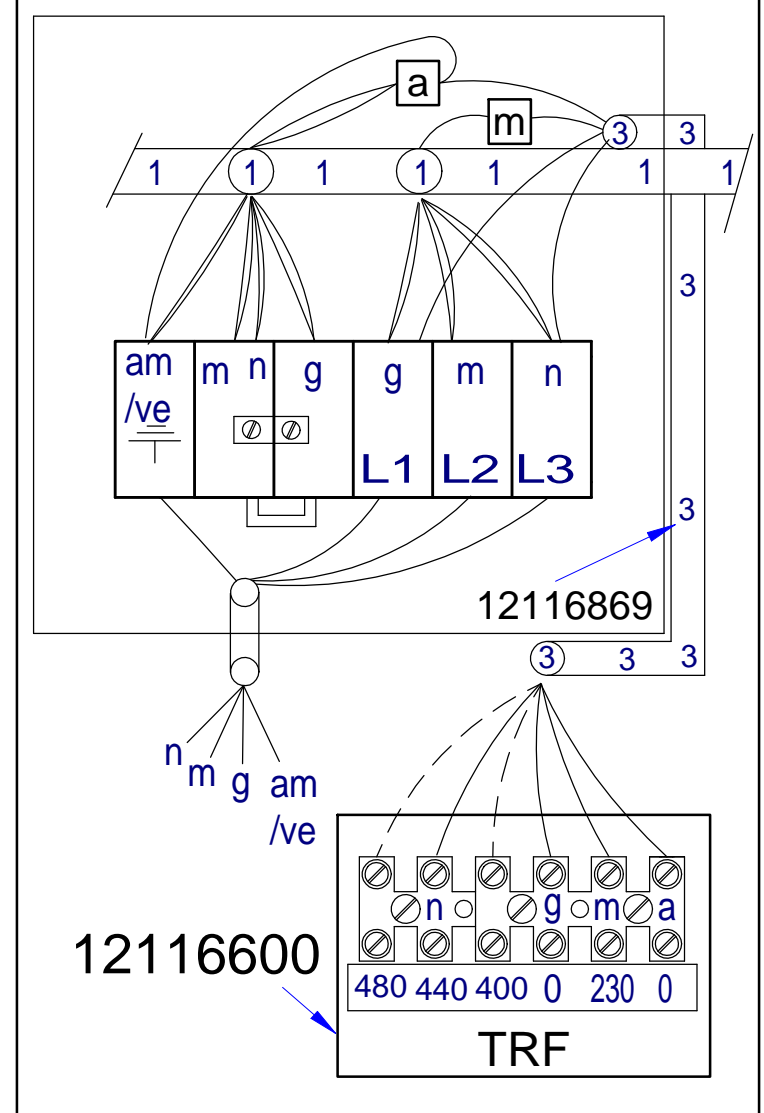


Llenado termostatico

Nota: Todos los cables hembra que queden sin conectar se les colocaran una funda para macho Q-578006

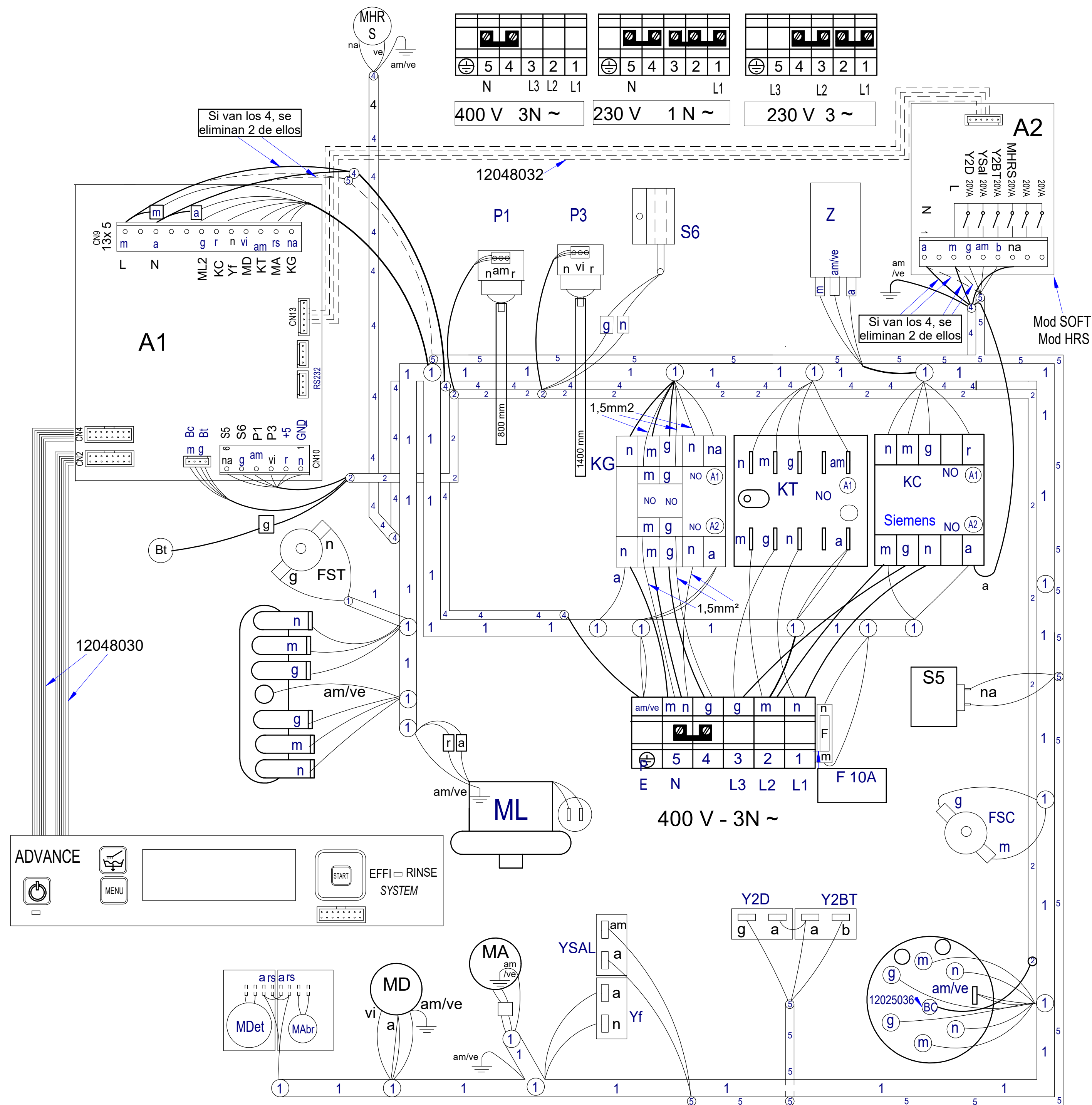


3 ~ 400 V, Without Neutral



12184407

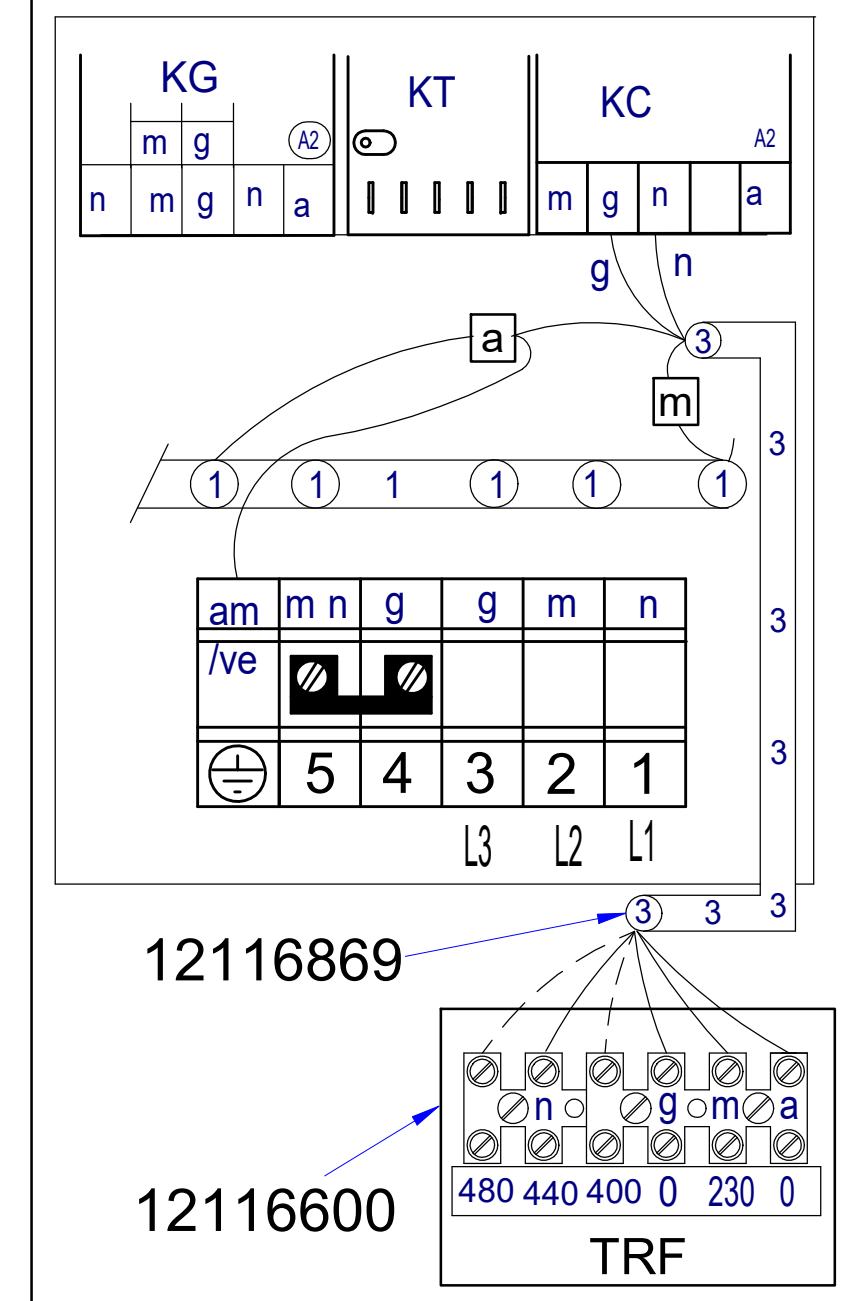
AD 125



①	②	12167148
①	②	12221775
③	MARINE	12116869
④	HRS	12119237
⑤	SOFT	12185810

HASTA / UNTIL 09-12-18
SINCE / DESDE 10-12-18

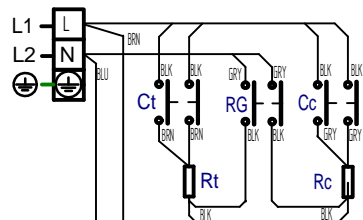
3 ~ 400 V, Without Neutral



Nota: Todos los cables hembra que queden sin conectar se les colocaran una funda para macho 12010227

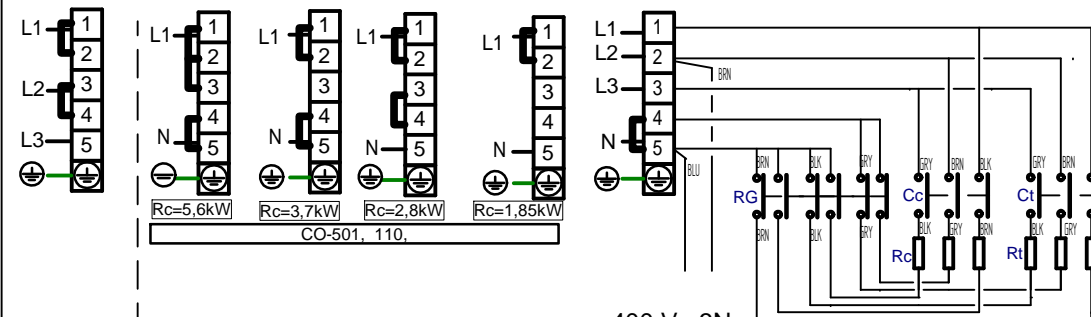
12187891 06-2018

CO 500,



230 V, 1 N

CO 110

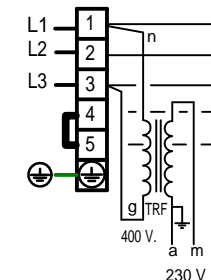


230 V 3Ph

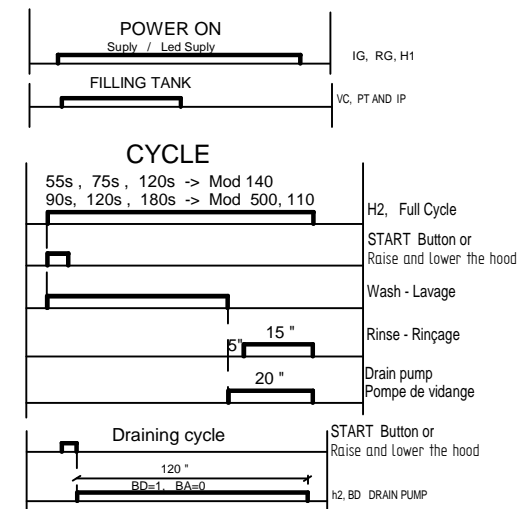
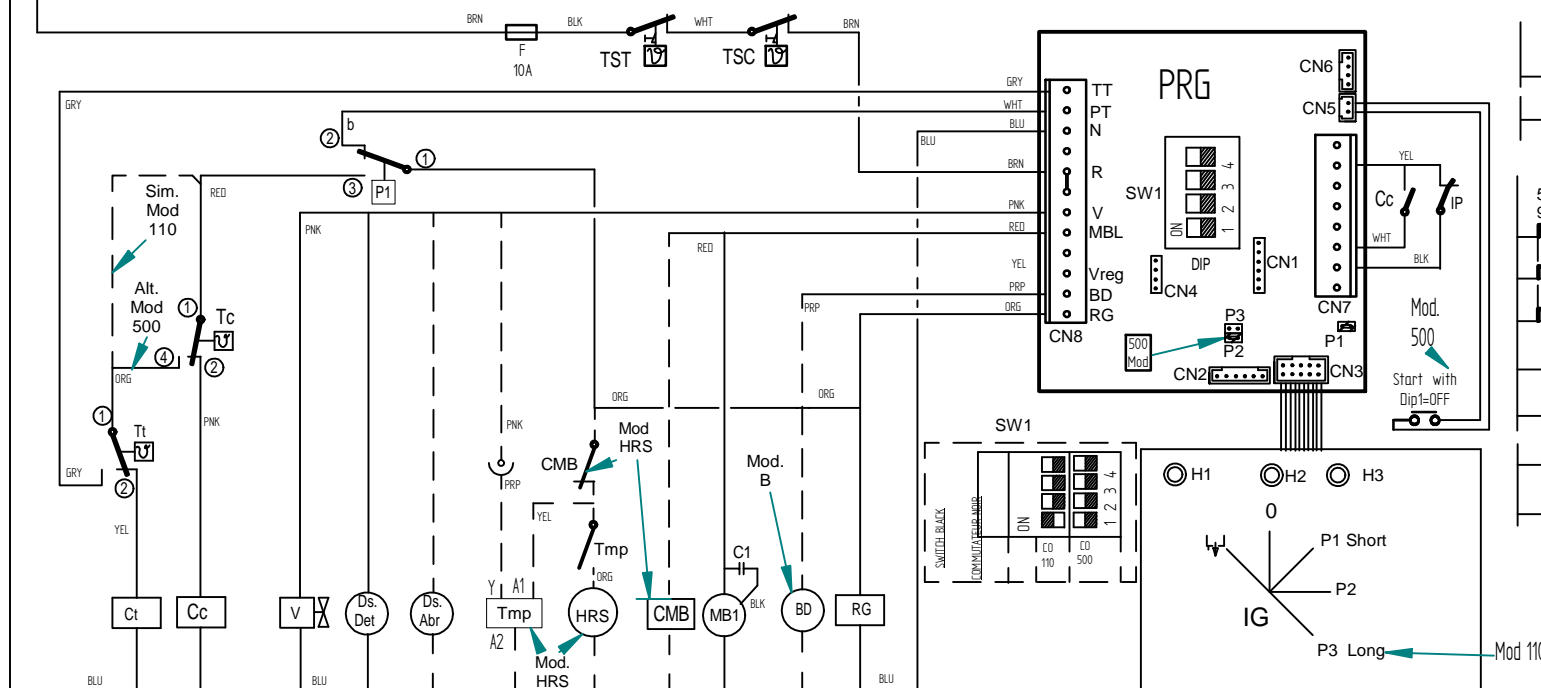
230 V, 1 N

400 V, 3N

CO 110, MARINE

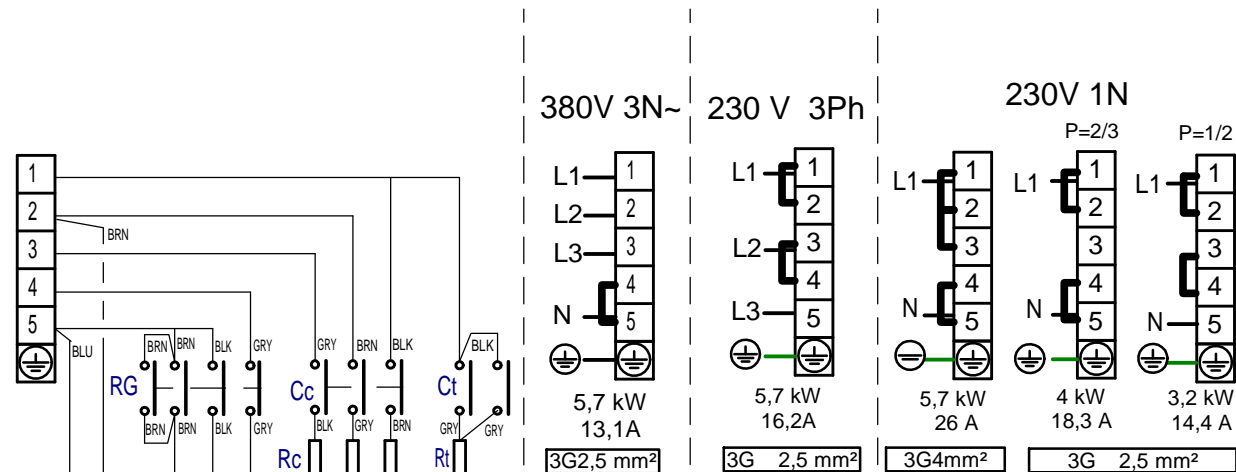


230 V

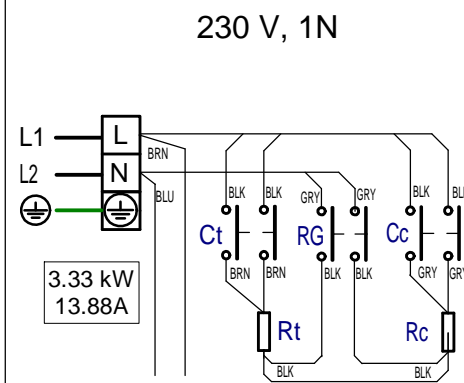


12187327

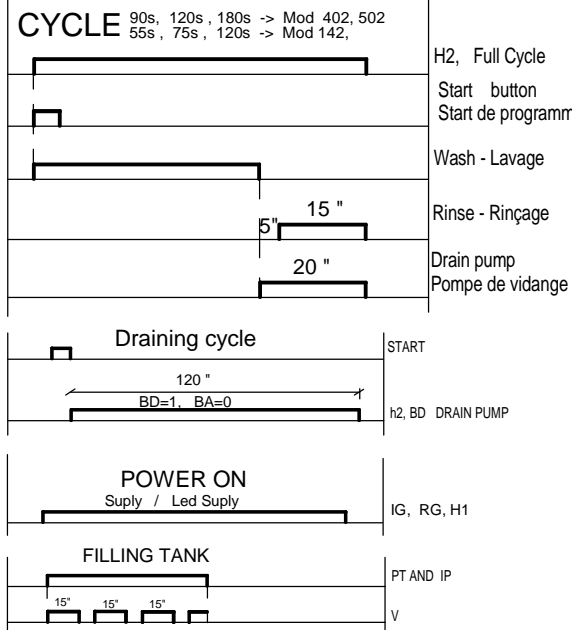
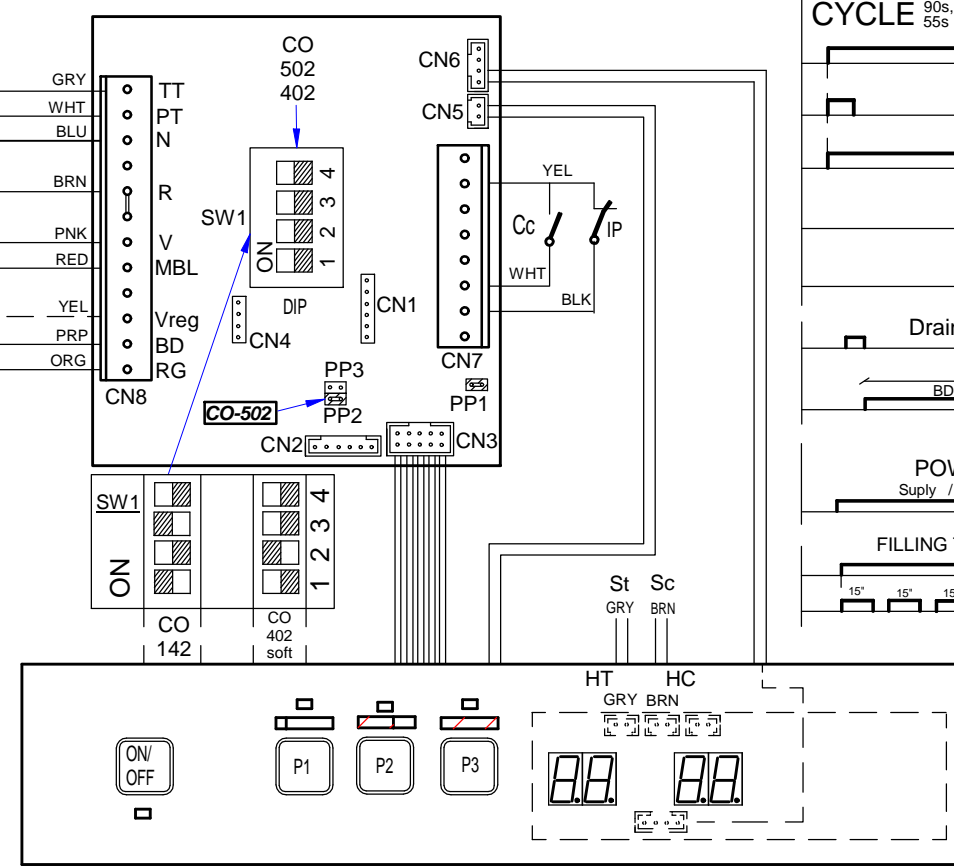
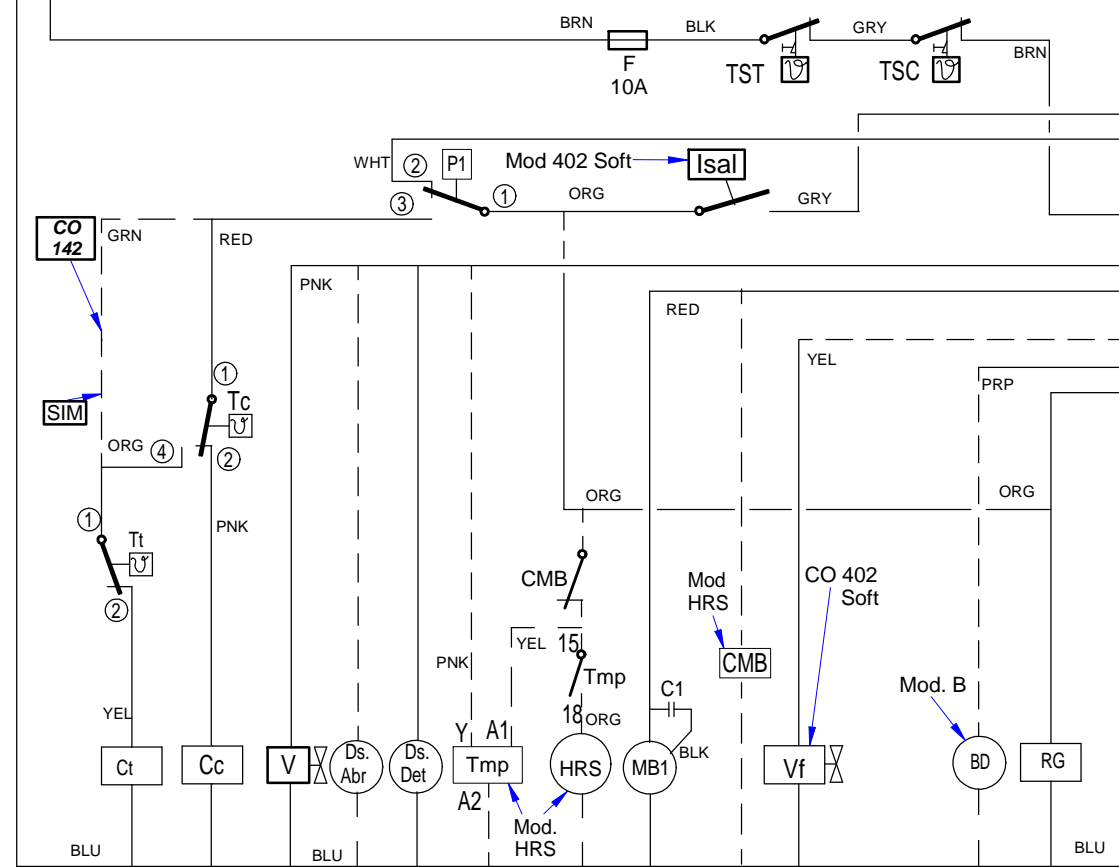
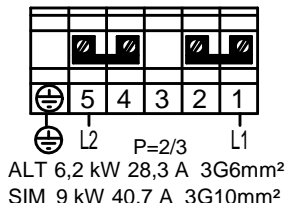
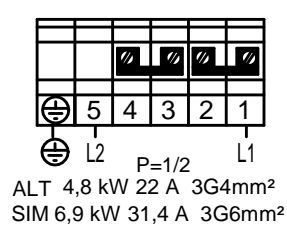
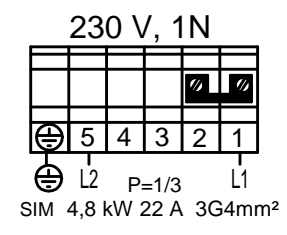
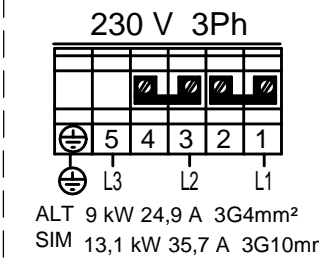
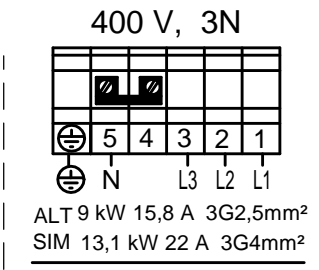
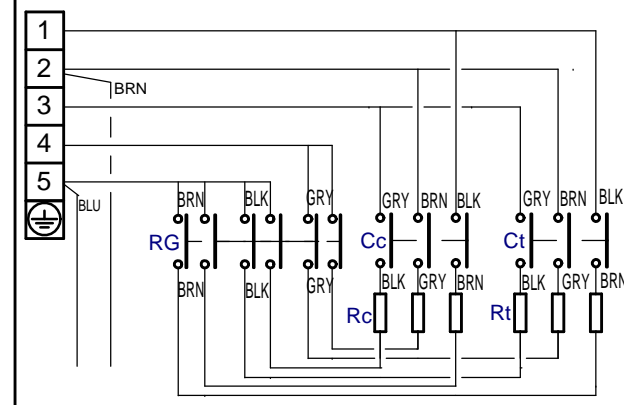
CO-502



CO-402

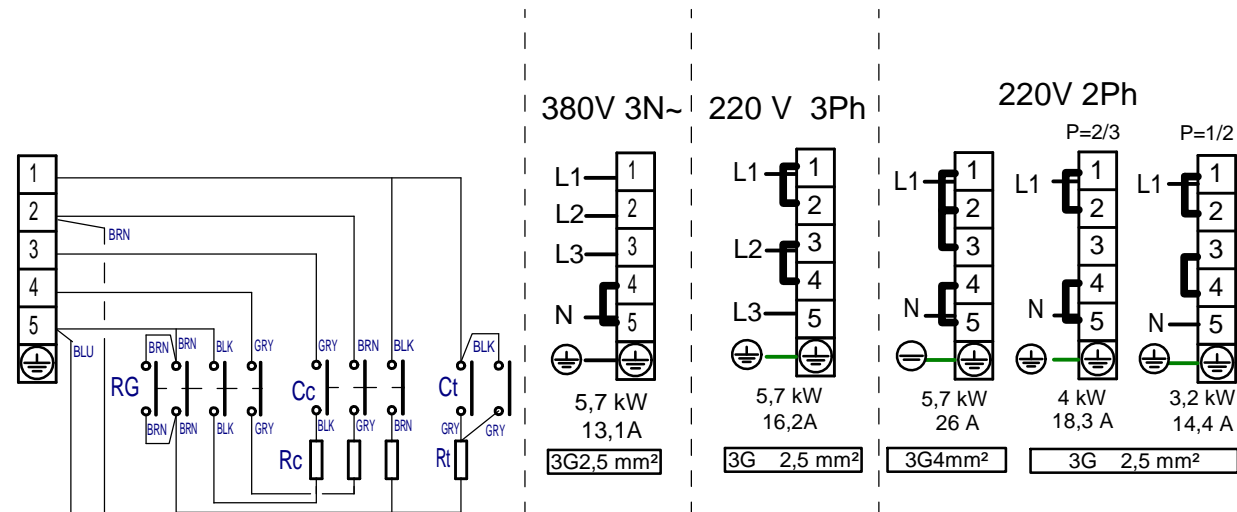


CO-142

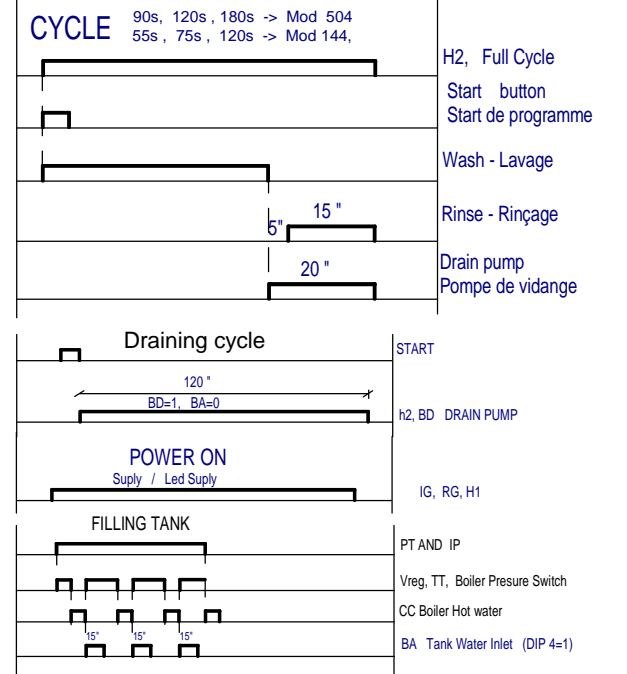
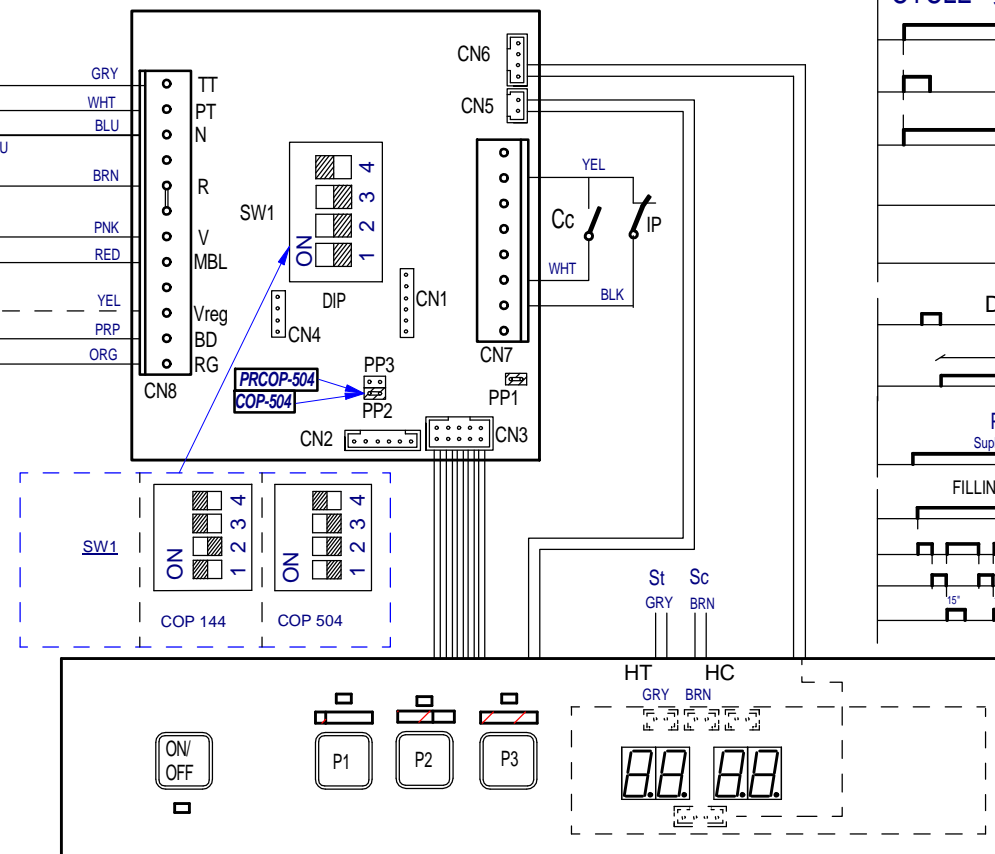
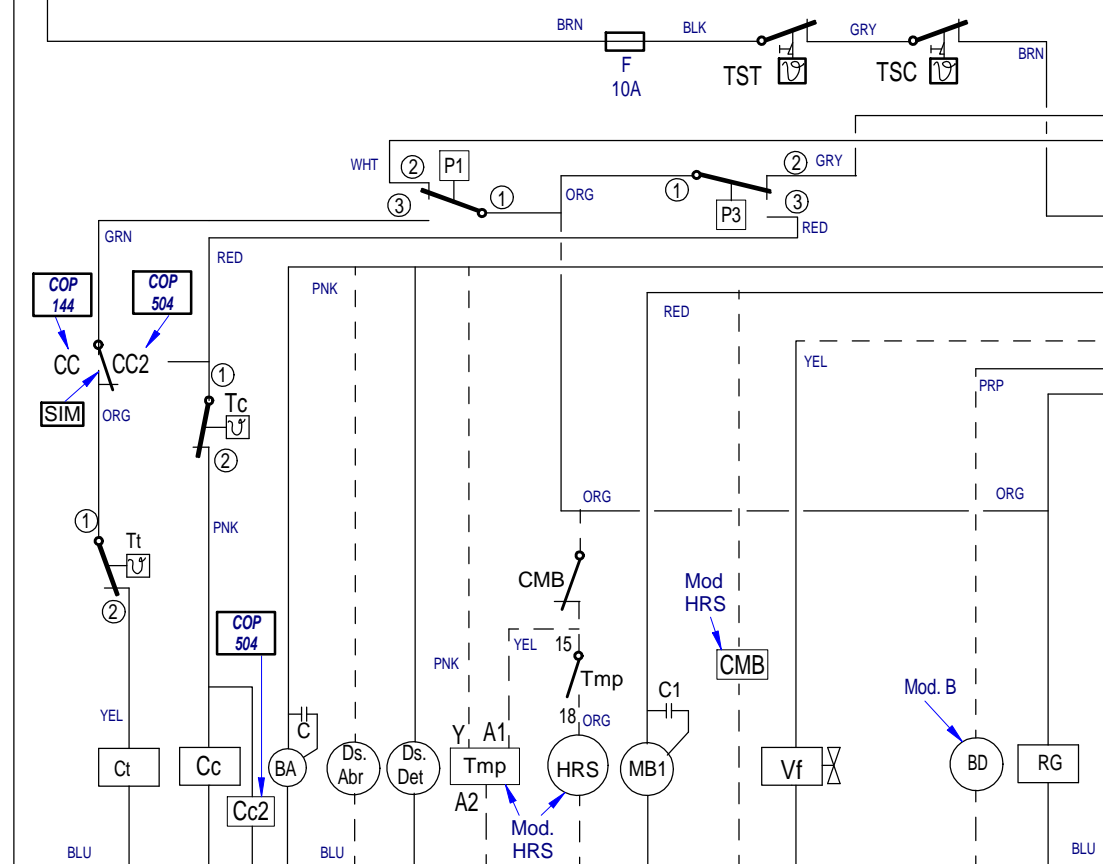
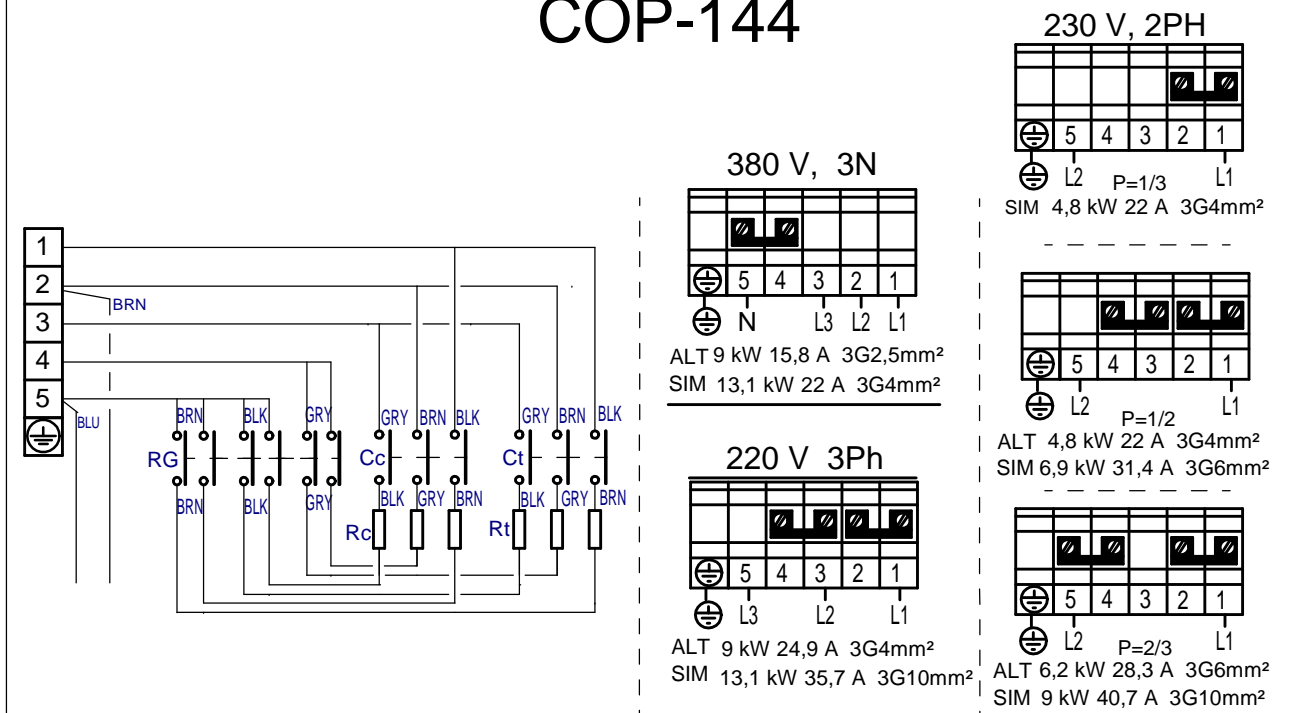


12121300

COP-504

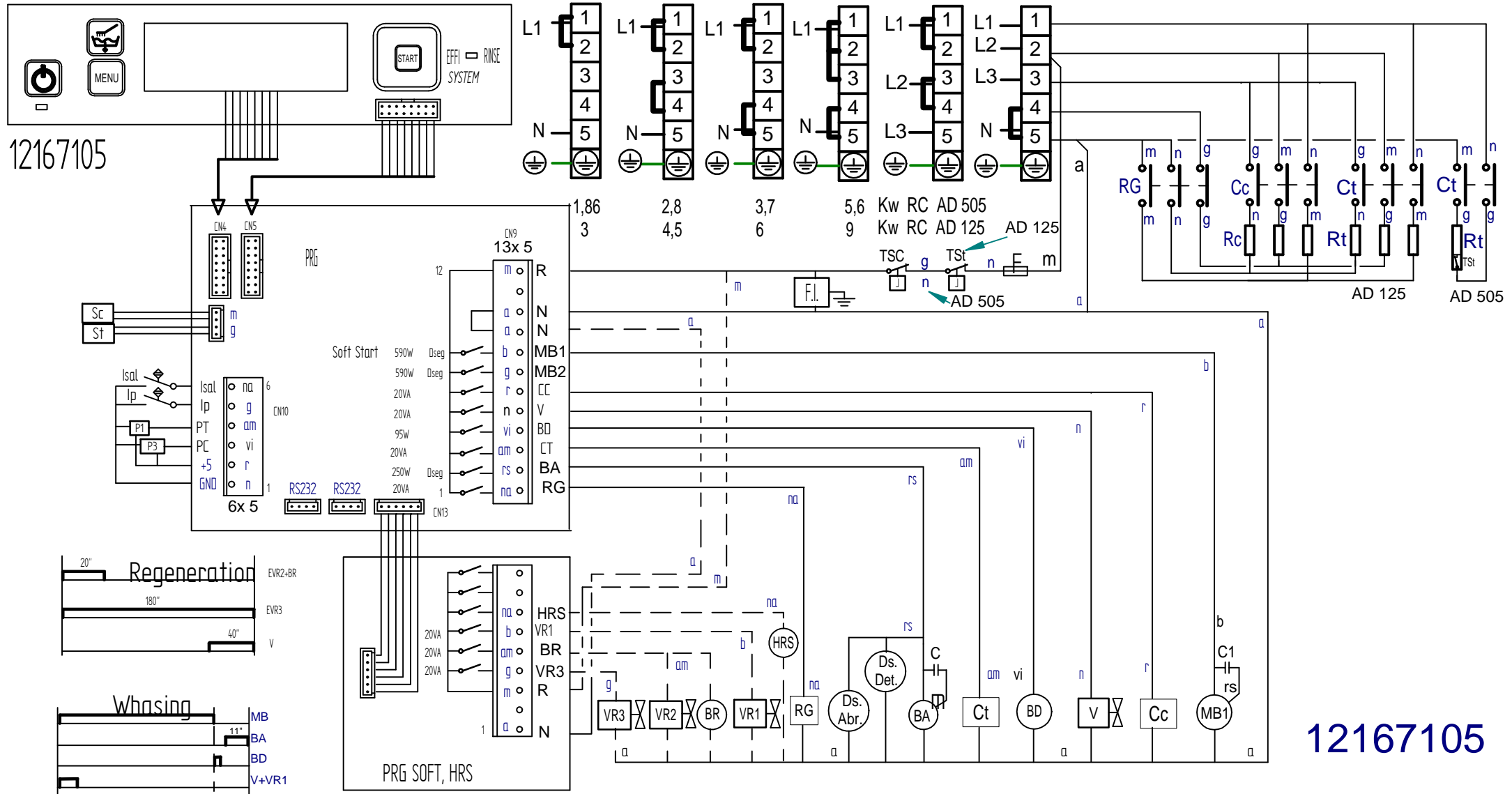


COP-144



12218817

AD 125, 505



Simb / LENG		ESPAÑOL	ENGLISH	FRANÇAIS
A1, A2	=	Programador Electronico	Electronic Timer	Programmeur électronique
A1P1	=	Puente electrico	Electric Bridge	Pont électrique
B1	=	Presostato Tanque	Water level tank Switch	Pressostat de cuve
B2	=	Presostato de seguridad	Water level Hi Limit Switch	Sécurité Pressostat
B3	=	Presostato Calderin	Water level boiler Switch	Pressostat de Chaudière
BC	=	Sonda Temperatura calderin	Boiler temperature probe	Sonde de température de chaudière
BT	=	Sonda Temperatura Tanque	Tank Temperature Probe	Sonde de température de cuve
C1, C2	=	Condensador	Capacitor	Condensateur
F	=	Fusible	Fuse	Fusible
FSC	=	Termostato Limitador Calderin	Boiler Hi-limit Thermostat	Thermostat Limiteur Chaudière
FST	=	Termostato Limitador Tanque	Tank Hi-limit Thermostat	Thermostat Limiteur de cuve
H1, H2, H3	=	Lampara Marcha	Start Light	Voyant de démarrage
H4	=	Lampara Encendido	Operation Light	Voyant de fonctionnement
H5 (Modxx4)	=	Lampara Aclarado Correcto	Efficient rinse light	Voyant de rinçage efficace
H5 (Mod Soft)	=	Lampara Falta Sal	Missing salt light	Voyant de absence à sel
KC	=	Contacto Calentamiento Calderin	Boiler Heating Contactor	Contacteur Chauffage Chaudière
KG	=	Rele General	Main Relay	Relais General
KT	=	Contacto Calentamiento Tanque	Tank Heating Contactor	Contacteur de chauffage de cuve
L1,L2,L3	=	Fase Conexión Electrica	Power Supply Phases	Phases deAlimentacio
MAbr	=	Dosificador Abrillantador	Rinse Dispenser	Doseur de tensoactive
MA	=	Motor de Aclarado	Rinsing Pump	Pompe de rinçage
MD	=	Moto Bomba de Desague	Drain Pump	Pompe de vidange
MDet	=	Dosificador Detergente	Detergent Dispenser	Doseur de détergent
MHRS	=	Motor Sistema Recuperador Energia	Heat Recovery System	Système de récupération de chaleur
ML	=	Bomba de Lavado	Washed Pump 1,2	Pompe de lavage 1,2
N	=	Neutro	Neutral	Neutre
PE	=	Puesta a Tierra	Earth Ground	Mise à terre
RC	=	Resistencia calentamiento Calderin	Boiler Heating Element	Resistance Chauffage Chaudière
RT	=	Resistencia calentamiento Tanque	Tank Heating Element	Resistance Chauffage de cuve
S1, S2, S3	=	Pulsador de Programa	Program switch	Bouton de programme
S4	=	Pulsador de Marcha	Start push button	Bouton de démarrage
S5	=	Interruptor falta de sal	Lack of salt switch	Interrupteur de Manque de sel
S5 (ADE 125)	=	Interruptor Generador Agua Caliente	Generator water Booster	Booster d'eau de générateur
S6	=	Interruptor de Puerta	Door Switch	Interrupteur de porte
TRF	=	Transformador	Transformer	Transformateur
Y	=	Electrovalvula Llenado tanque	Filling Boiler Solenoid Valve	Electrovanne de remplissez de Cuve
Y1,Y2,Y3	=	Electrovalvula Regeneracion	Regeneration valve	Electrovanne de régénération
Yf	=	Electrovalvula Llenado calderin	Filling tank Solenoid Valve	Electrovanne remplissez chaudière
Z	=	Filtro Interferencias	EMC Filter	Filtre d'interférence
COLOR	=	COLORES	COLOUR	COULEURS
BLK, bk, n	=	Negro	Black	Noir
BLU, bl, a	=	Azul	Blue	Bleu
BRN, bn, m	=	Marrón	Brown	Marron
GRN, gn, ve	=	Verde	Green	Vert
GRY, gy, g	=	Gris	Grey	Gris
ORG, or, na	=	Naranja	Orange	Orange
PNK, pk, rs	=	Rosa	Pink	Rose
PRP, pr, vi	=	Violeta	Purple	Violet
RED, rd, r	=	Rojo	Red	Rouge
WHT, wh, b	=	Blanco	White	Blanc
YEL, yw, am	=	Amarillo	Yellow	Jaune
YW/GN, am/ve	=	Amarillo/verde	Yellow / green	Jaune / vert
		ENE- 2020	L 21, 25, 33	12103338