



Rif./Ref.	Codice/Code	Sigla / Features	Descrizione/Descr
1	SL2457	(FI32)	Covering
1	SL4222	(FI42)	Covering
2	SL1470	230V/1Ph/50Hz fino matr. 15030069	Motor
2	SL6035	230V/1Ph/50Hz da matr.150300069	Motor
2	SL1529	230V/1Ph/60Hz fino matr. 15030069	Motor
2	SL6037	230V/1Ph/60Hz da matr.150300069	Motor
2	SL1536	110V/1Ph/50Hz fino matr. 15030069	Motor
2	SL6036	110V/1Ph/60Hz da matr.150300069	Motor
3	SL2432		Pulley
4	SL2369	fino a matr.150300069	Stirrup
4	SL0531	da matr.150300069	Stirrup
5	SL2884		Guide
6	SL2433		Pulley
+	7	SL3196	ø8x745 (FI32) Belt
+	7	SL3193	ø8x960 (FI42) Belt
8	SL2462	(FI32)	Frame
8	SL2463	(FI42)	Frame
9	SL4217	(FI32)	Housing
9	SL4215	(FI42)	Housing
+	10	SL0891	Push button
11	SL2476	ø8x35 M4	Spacer
12	SL4221	(FI32)	Chute
12	SL4220	(FI42)	Chute
14	SL1668	PG11	Cable clamp
15	SL2953	ø8x50 M4	Spacer
16	SL2373	(FI32)	Chute
16	SL2370	(FI42)	Chute
17	SL3019	ø8x20 M4	Spacer
+	18	SL0343	M5 Knob
+	19	SL2465	Counterweight
+	20	SL2360	(FI32) Balancer
+	20	SL2361	(FI42) Balancer

 : ricambio consigliato / spare part suggested


Rif./Ref.	Codice/Code	Sigla / Features	Descrizione/Descr
21	SL4188	(FI32)	Bottom
21	SL4189	(FI42)	Bottom
+	22	SL3587	110V/1Ph/50-60Hz Electronic card
+	22	SL4212	230V/1Ph/50-60Hz Electronic card
	23	SL3020	Spacer
	24	SL4190	Foot
	25	SL2959	(FI32) Protection
	25	SL2960	(FI42) Protection
	26	SL2455	(FI32) Protection
	26	SL2456	(FI42) Protection
	27	SL2466	Cap
	28	SL2471	ø15 Seeger
	29	SL2472	6202 2RS Bearing
	30	SL2425	Endless screw
	31	SL2375	Support
+	32	SA1260	Lever
	33	SL3252	Eccentric Gear
	34	SL2883	Ring
+	35	SL2430	Male Joint
+	36	SL2429	Female Joint
	37	SL0017	ø17 Seeger
	38	SL2473	6003 2RS Bearing
	39	SL2436	Eccentric (FI32) Shaft
	39	SL2438	Eccentric (FI42) Shaft
	40	SL2435	Cylindrical (FI32) Shaft
	40	SL2437	Cylindrical (FI42) Shaft
	41	SL2426	Cylindrical Gear
+	42	SA1265	Eccentric (FI32) Scraper
+	42	SA1270	Eccentric (FI42) Scraper
+	43	SA1275	Cylindrical (FI32) Scraper
+	43	SA1280	Cylindrical (FI42) Scraper
	44	SL2467	(FI32) Rod

 : ricambio consigliato / spare part suggested

Rif./Ref.	Codice/Code	Sigla / Features	Descrizione/Descr
44	SL2468	(FI42)	Rod
45	SL2444R0	Eccentric (FI32)	Roller
45	SL2446R1	Eccentric (FI42)	Roller
46	SL2443R0	Cylindrical (FI32)	Roller
46	SL2445R1	Cylindrical (FI42)	Roller
47	SL2376		Support
+ 48	SL2384	Eccentric	Spring
+ 49	SL2385	Cylindrical	Spring
50	SL3035		Cap
Pos.	Codice	Caratteristiche	
Ref.	Code	Features	
51	SL3096		Cap
52	SL2448R0	Eccentric (FI32)	Roller
52	SL2450R0	Eccentric (FI42)	Roller
53	SL2447R0	Cylindrical (FI32)	Roller
53	SL2449R0	Cylindrical (FI42)	Roller
54	SL2440	Eccentric (FI32)	Shaft
54	SL2442	Eccentric (FI42)	Shaft
55	SL2439	Cylindrical (FI32)	Shaft
55	SL2441	Cylindrical (FI42)	Shaft
56	SL2422		Support
57	SA1285	Upper (FI32)	Assembly roller
57	SA1290	Upper (FI42)	Assembly roller
58	SA1295	Lower (FI32)	Assembly roller
58	SA1305	Lower (FI42)	Assembly roller
59	SL3183	230V/1Ph/50Hz	Fan
60	SL3242		Grill
61	SL4191	(FI32)	Cover
61	SL4181	(FI42)	Cover
+ 62	SL0885		Microswitch
63	SL4185		Cam
64	SL4182		Box

+ : ricambio consigliato / spare part suggested

Rif./Ref.	Codice/Code	Sigla / Features	Descrizione/Descr
65	SL4183		Cover

 : ricambio consigliato / spare part suggested

