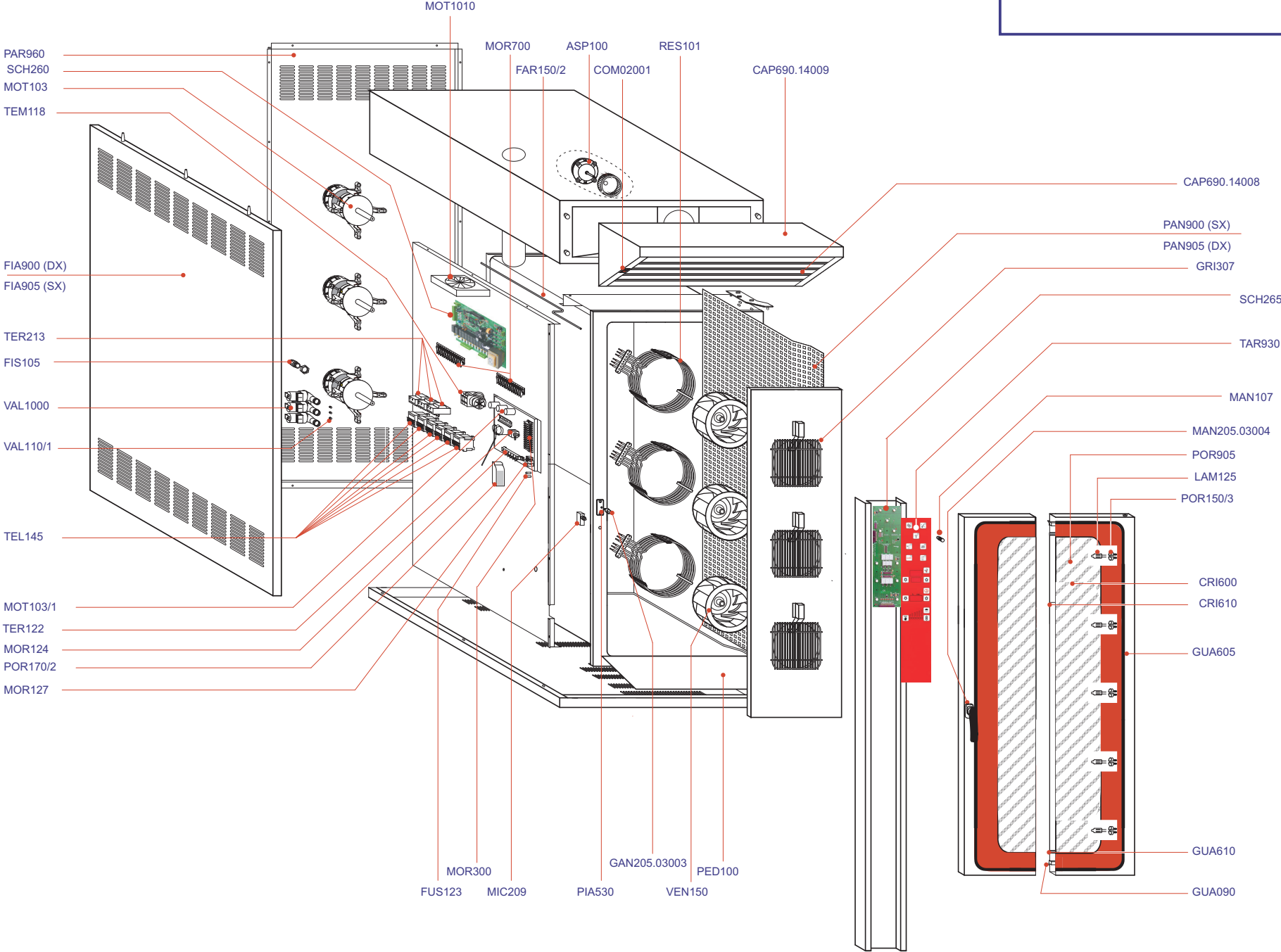




FEV166E



S/N 051198 -

FEV166E

SON152



FEV166E

IT

ASP100
CAP690.14009
CAP690.14008
COM02001
CRI600
CRI610
FAR150/2
FIA900
FIA905
FIS105
GAN205.03003
GRI307

MOTORE
CAPPA
FILTRO CAPPA
INTERRUTTORE CAPPA
CRISTALLO ESTERNO
CRISTALLO INTERNO
ASTA VALVOLA FARFALLA
FIANCO DESTRO
FIANCO SINISTRO
PASSACAVO
NASELLO
GRIGLIA PARAVENTOLA

GUA605
GUA610
GUA090
LAM125
MAN107
MAN205.03001
MIC209
MOR124
MOR700
MOT103
MOT103/1
PAN900
PAN905
PAR960
PIA530
PED100
POR150/3
POR170/2
POR905
RES101
SCH260
SCH260/2
SCH260/3
SCH265
SON152
TAR930
TEL145
TEM118
TER122
TER213
VAL1000
VAL110/1
VEN150

GUARNIZIONE VETRO ESTERNO
GUARNIZIONE VETRO INTERNO
GUARNIZIONE INTERNA PORTA
LAMPADA ALOGENA
MANOPOLA
MANIGLIA
MICROINTERRUTTORE
MORSETTIERA ALIMENTAZIONE
MORSETTIERA DERIVAZIONE
MOTORE
CONDENSATORE
PANNELLO LAMIERA FORATA SX
PANNELLO LAMIERA FORATA DX
SCHIENA
RISCONTRO MANIGLIA
PEDANA
PORTALAMPADA
TRASFORMATORE
PORTA
RESISTENZA CIRCOLARE
SCHEDA DI POTENZA
MICROPROCESSORE
EPROM
SHEDA PANNELLO DISPLAY
SONDA PT 100
TARGA SERIGRAFATA
TELERUTTORE
TEMPORIZZATORE
TERMOSTATO SICUREZZA
RELE
ELETTROVALVOLA
RIDUTTORE DI PORTATA
VENTOLA

GB

MOTOR
CHIMNEY
ASPIRATION DEVICE FILTER
CHIMNEY SWITCH
EXTERNAL PLATTE GLASS
INTERNAL PLATTE GLASS
BUTTERFLY VALVE STEM
RIGHT SIDE
LEFT SIDE
CABLE GUIDE
NIB
FAN GRILLR

EXTERNAL WINDOW SEAL
INTERNAL WINDOW SEAL
INTERNAL DOOR SEAL
HALOGEN LAMP
KNOB
HANDLE
MICROSWITCH
SUPPLY TERMINAL BOARD
BRANCH TERMINAL BOARD
MOTOR
CAPACITOR
PANEL PIERCED SHEET SX
PANEL PIERCED SHEET DX
REAR PANEL
HANDLE STRIKER
FOOTREST
LAMPHOLDER
TRANSFORMER
DOOR
CIRCULAR RESISTOR
POWER BOARD
MICROPROCESSOR
EPROM
DISPLAY PANEL BOARD
PROBE PT 100
SCREEN PRINTED PLATTE
REMOTE CONTROL SWITCH
TIMER
SAFETY THERMOSTAT
RELAY
SOLENOID VALVE
FLOW-RATE REDUCTION UNIT
FAN

FR

MOTEUR
CHEMINÉE
FILTRE HOTTE ASPIRANTE
RUPTEUR DE CHEMINÉE
VITRE EXTERNE
VITRE INTERNE
TIGE DE PAPILLON
CÔTÉ DROITE
CÔTÉ GAUCHE
PASSE CABLE
MENTONNET
GRILLE DE VENTILATEUR

JOINT VITRE EXTERNE
JINTE VITRE INTERNE
JOINT PORTE INTERNE
LAMPE HALOGENE
MANETTE
MANETTE
MICRO-INTERRUPTEUR
BORNE ALIMENTATION
BORNE DE DÉRIVATION
MOTEUR
CONDENSATEUR
PANNEAU TÔLE PERCÉE SX
PANNEAU TÔLE PERCÉE DX
DOS
BUTÉE DE MANETTE
ESTRADE
PORTE-LAMPE
TRANSFORMATEUR
PORTE
RESISTANCE CIRCULAIRE
CARTE PUISSANCE
MICROPROCESSEUR
EPROM
CARTE AFFICHAGE
SONDE PT 100
PLAQUE SÉRIGRAPHIÉE
TELÉRUPTEUR
TEMPORISATEUR
THERMOSTAT DE SÉCURITÉ
RELAIS
ELECTROSOUPAPE
RÉDUCTEUR DE DÉBIT
VENTILATEUR

DE

MOTOR
KAMIN
SAUGLÜFTER FILTER
SCHALTER
AUSSENGLAS
INNENGLAS
STANGE FÜR DROSSELKLAPPE
RECHTE SEITE
LINKE SEITE
KABEL FÜHRUNG
NASE
LÜFTERABDECKUNGSGITTER

DICHTUNG AUSSENGLAS
DICHTUNG INNENGLAS
DICHTUNG INNENTÜR
HALOGENLAMPE
BEDIENKNOPF
GRIFF
MIKROSCHALTER
VERSORGUNGSKLEMMENLEISTE
ABZWEIGUNGSKLEMMENLEISTE
MOTOR
KONDENSATOR
VERKLEIDUNG BLATT SX
VERKLEIDUNG BLATT DX
RÜCKENTEIL
GRIFFANSCHLAG
SCHEMEL
LAMPENFASSUNG
TRANSFORMATOR
TÜR
RINGFÖRMIGER WIDERSTAND
LEISTUNG LEITERPLATTE
MIKROPROZESSOR
EPROM
ANZEIGE LEITERPLATTE
FÜHLER PT 100
SIEBDRUCKSCHILD
SCHÜTZ
ZEITSCHALTUHR
SICHERHEITSTHERMOSTAT
HILFSRELAIS
MAGNETVENTIL
STROMVENTIL
LÜFTERRAD

ES

MOTOR
CHIMENEA
FILTRE CHIMENEA
INTERRUPTOR CHIMENEA
CRISTAL EXTERIOR
CRISTAL INTERIOR
ASTA VÁLVULA MARIPOSA
LATERAL DERECHO
LATERAL IZQUIERDO
PASA CABLE
NARIZ

REJILLA DE PROTECCIÓN
VENTILADOR
BURLETE EXTERIOR CRISTAL
BURLETE INTERIOR CRISTAL
BURLETE INTERIOR PUERTA
LAMPARA ALOGENA
MANOPLA
TIRADOR
MICRO INTERRUPTOR
CAJA DE BORNES ALIMENTACIÓN
CAJA DE BORNES DERIVACIÓN
MOTOR
CONDENSATOR
PANNEAU INTERNO SX
PANNEAU INTERNO DX
PARTE POSTERIORA
NARIZ TIRADOR
ESTRADO
PORTA-LÁMPARA
TRASFORMADOR
PUERTA
RESISTENCIA CIRCULAR
TARJETA POTENCIA
MICROPROCESADOR
EPROM
TARJETA DEL PANEL DISPLAY
SONDA PT 100
PLACA SERIGRAFADA
TELERUPTOR
TEMPORIZADOR
TERMOSTATO DE SEGURIDAD
RELE
ELECTROVÁLVULA
REDUCTOR DE ALCANCE
VENTILADOR