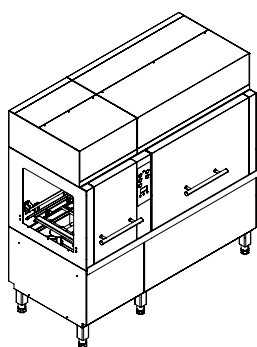
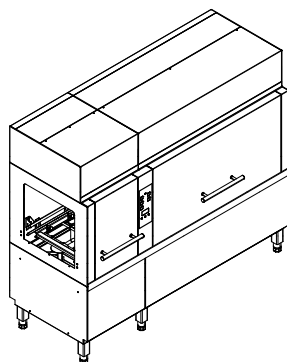




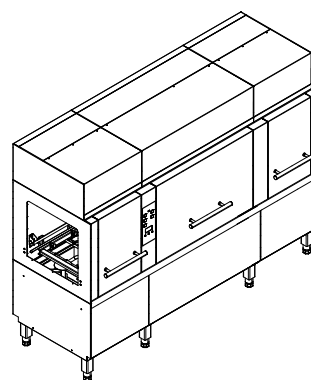
Lavastoviglie a cesto trascinato modulare Modular Rack Type dishwasher



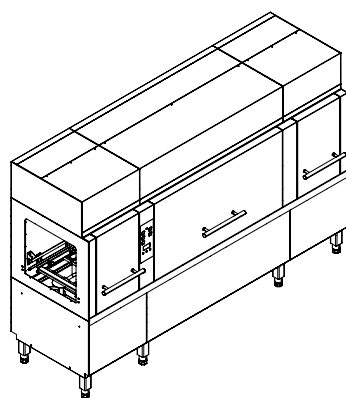
RTM140/WTM140



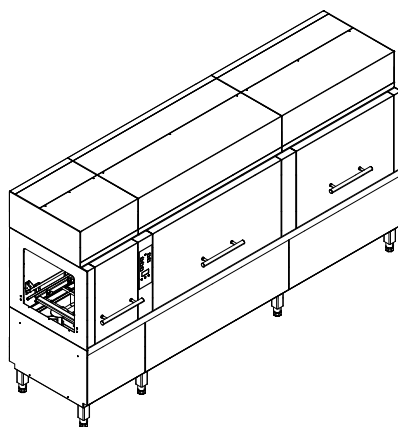
RTM165/WTM165



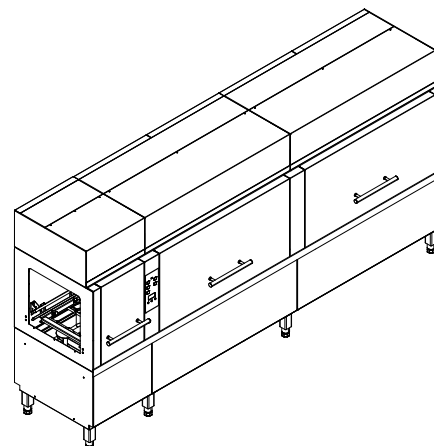
RTM180/WTM180



RTM200/WTM200



WTM250



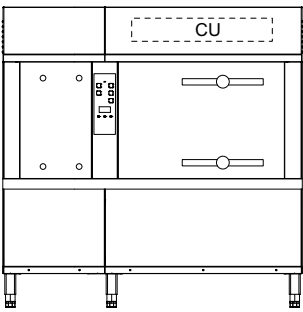
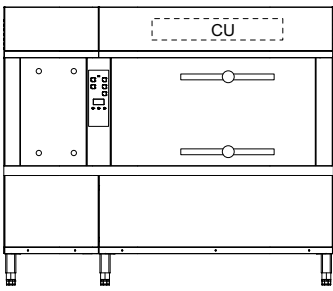
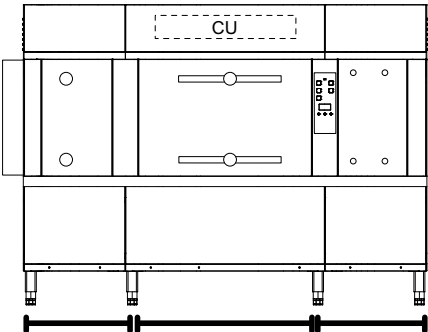
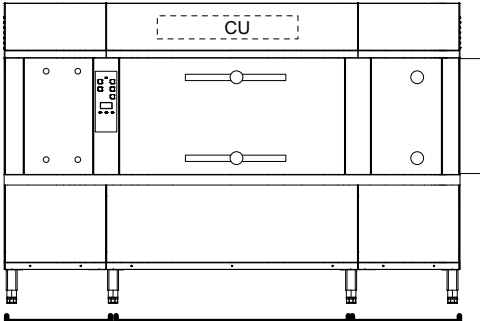
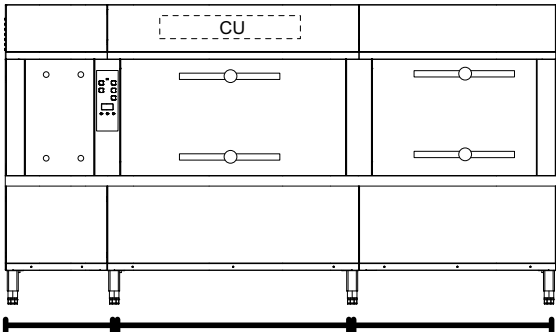
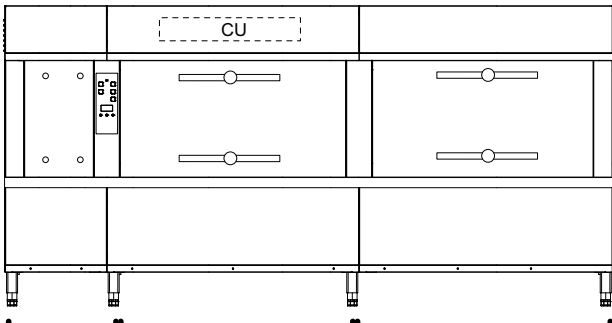
WTM300

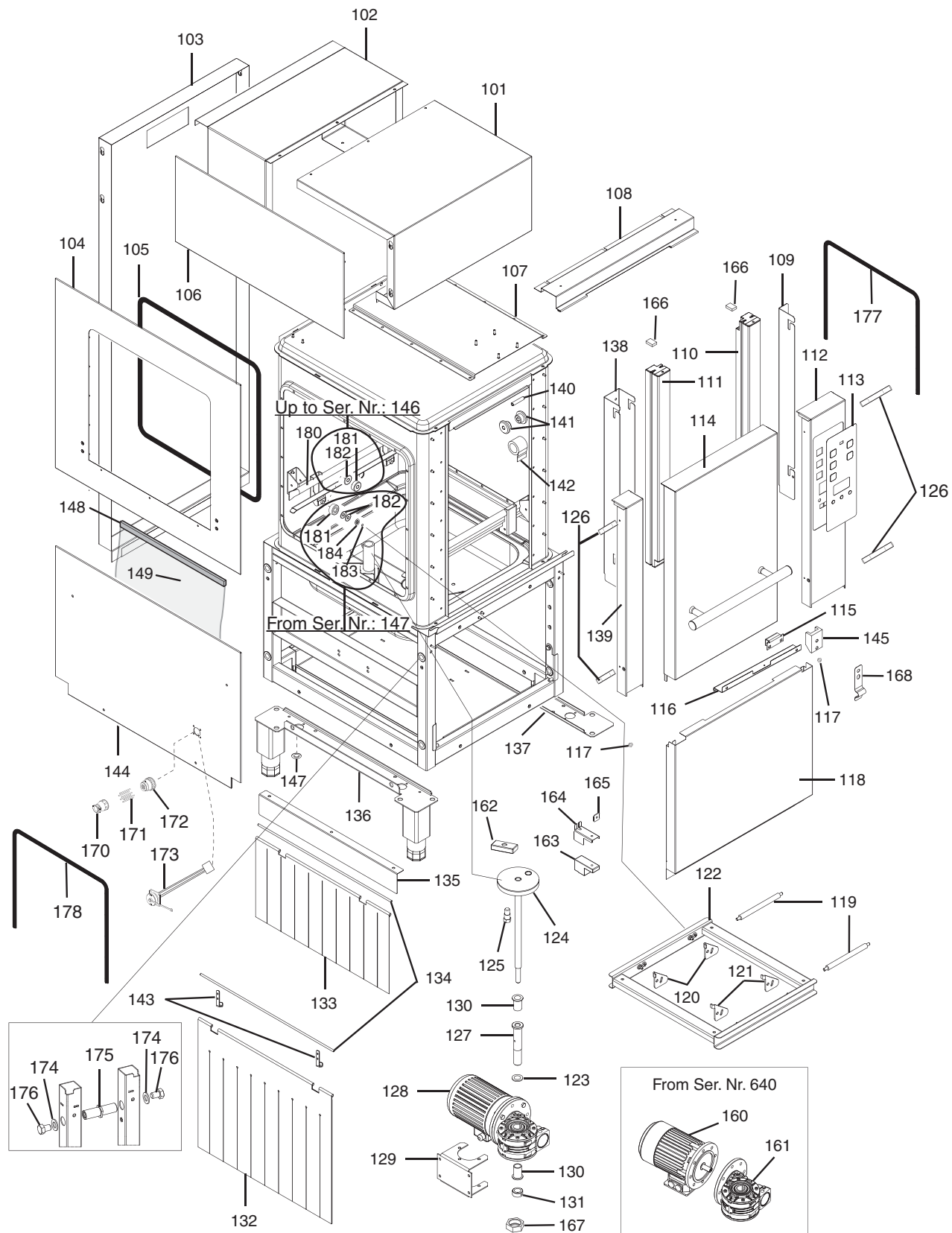
Marchio/Brand: **E**
Paese/Country: **Tutti/All**

INDICE / INDEX

Disegno/ Drawing	Descrizione / Description	Pagina/ Page
III. 652001p1B	Risciacquo da 600, vista generale / Rinse from 600, Main view	4
	Lista ricambi / Spare parts list	5
III. 652001p2A	Lavaggio da 1165, vista generale / Wash from 1165, Main view	8
	Lista ricambi / Spare parts list	9
III. 652001p3A	Lavaggio da 1490, vista generale / Wash from 1490, Main view	11
	Lista ricambi / Spare parts list	12
III. 652001p4A	Prelavaggio da 600, vista generale / Prewash from 600, Main view	14
	Lista ricambi / Spare parts list	15
III. 652001p5A	Prelavaggio da 1165, vista generale / Prewash from 1165, Main view	17
	Lista ricambi / Spare parts list	18
III. 652001p6A	Prelavaggio da 1490, vista generale / Prewash from 1490, Main view	20
	Lista ricambi / Spare parts list	21
III. 652001p7	Risciacquo da 600, Circuito Idraulico / Rinse from 600, Hydraulic circuit	23
	Lista ricambi / Spare parts list	24
III. 652001p8A	Lavaggio da 1165, Circuito Idraulico / Wash from 1165, Hydraulic circuit	27
	Lista ricambi / Spare parts list	28
III. 652001p9	Lavaggio da 1490, Circuito Idraulico / Wash from 1490, Hydraulic circuit	31
	Lista ricambi / Spare parts list	32
III. 652001p10A	Prelavaggio da 600, Circuito Idraulico / Prewash from 600, Hydraulic circuit	35
	Lista ricambi / Spare parts list	36
III. 652001p11A	Prelavaggio da 1165, Circuito Idraulico / Prewash from 1165, Hydraulic circuit	38
	Lista ricambi / Spare parts list	39
III. 652001p12	Prelavaggio da 1490, Circuito Idraulico / Prewash from 1490, Hydraulic circuit	41
	Lista ricambi / Spare parts list	42
III. 652001p13	Risciacquo da 600, Componenti elettrici / Rinse from 600, Electrical components	45
	Lista ricambi / Spare parts list	46
III. 652001p14A	Lavaggio da 1165, Componenti elettrici / Wash from 1165, Electrical components	49
	Lista ricambi / Spare parts list	50
III. 652001p15A	Lavaggio da 1490, Componenti elettrici / Wash from 1490, Electrical components	52
	Lista ricambi / Spare parts list	53
III. 652001p16A	Prelavaggio da 600, Componenti elettrici / Prewash from 600, Electrical components	55
	Lista ricambi / Spare parts list	57
III. 652001p17A	Prelavaggio da 1165, Componenti elettrici / Prewash from 1165, Electrical components	58
	Lista ricambi / Spare parts list	60
III. 652001p18A	Prelavaggio da 1490, Componenti elettrici / Prewash from 1490, Electrical components	61
	Lista ricambi / Spare parts list	63

PROSPETTO COMPOSIZIONE MODULI / VIEW OF MODULE COMPOSITION

RTM140/WTM140	RTM165/WTM165
 <p>Risciacquo / Lavaggio / Wash (1165) Rinse (600)</p>	 <p>Risciacquo / Lavaggio / Wash (1490) Rinse (600)</p>
<p>ill. 652001p1B pag. 4 ill. 652001p2A pag. 8 ill. 652001p7 pag. 23 ill. 652001p8A pag. 27 ill. 652001p13 pag. 45 ill. 652001p14A pag. 49</p>	<p>ill. 652001p1B pag. 4 ill. 652001p3A pag. 11 ill. 652001p7 pag. 23 ill. 652001p9 pag. 31 ill. 652001p13 pag. 45 ill. 652001p15A pag. 52</p>
RTM180/WTM180	RTM200/WTM200
 <p>Prelavaggio / Lavaggio / Wash (1165) Risciacquo / Rinse (600) Prewash (600)</p>	 <p>Risciacquo / Lavaggio / Wash (1490) Prelavaggio / Prewash (600) Rinse (600)</p>
<p>ill. 652001p1B pg.4 ill. 652001p2A pag. 8 ill. 652001p4A pg.14 ill. 652001p7pg23 ill. 652001p8A pg27 ill. 652001p10A pg35 ill. 652001p13pg 45 ill. 652001p14Apag 49 ill. 652001p16Apag55</p>	<p>ill. 652001p1B pg.4 ill. 652001p3A pag. 11 ill. 652001p4A pg.14 ill. 652001p7pg23 ill. 652001p9 pag. 31 ill. 652001p10A pg35 ill. 652001p13pg 45 ill. 652001p15A pag. 52 ill. 652001p16Apag55</p>
WTM250	WTM300
 <p>Risciacquo / Lavaggio / Wash (1490) Prelavaggio / Prewash (1165) Rinse (600)</p>	 <p>Risciacquo / Lavaggio / Wash (1490) Prelavaggio / Prewash (1490) Rinse (600)</p>
<p>ill. 652001p1B pg 4 ill. 652001p3A pg.11 ill. 652001p5A pg. 17 ill. 652001p7 pg. 23 ill. 652001p9 pg. 31 ill. 652001p11A pg. 38 ill. 652001p13 pg45 ill. 652001p15A pg52 ill. 652001p17A pg58</p>	<p>ill. 652001p1B pg 4 ill. 652001p3A pg.11 ill. 652001p5A pg. 17 ill. 652001p7 pg. 23 ill. 652001p9 pg. 31 ill. 652001p11A pg. 38 ill. 652001p13 pg45 ill. 652001p15A pg52 ill. 652001p17A pg58</p>



III. 652001p1B

Risciacquo da 600, vista generale / Rinse from 600, Main view

Da Ser.Nr./From Ser.nr.: 544

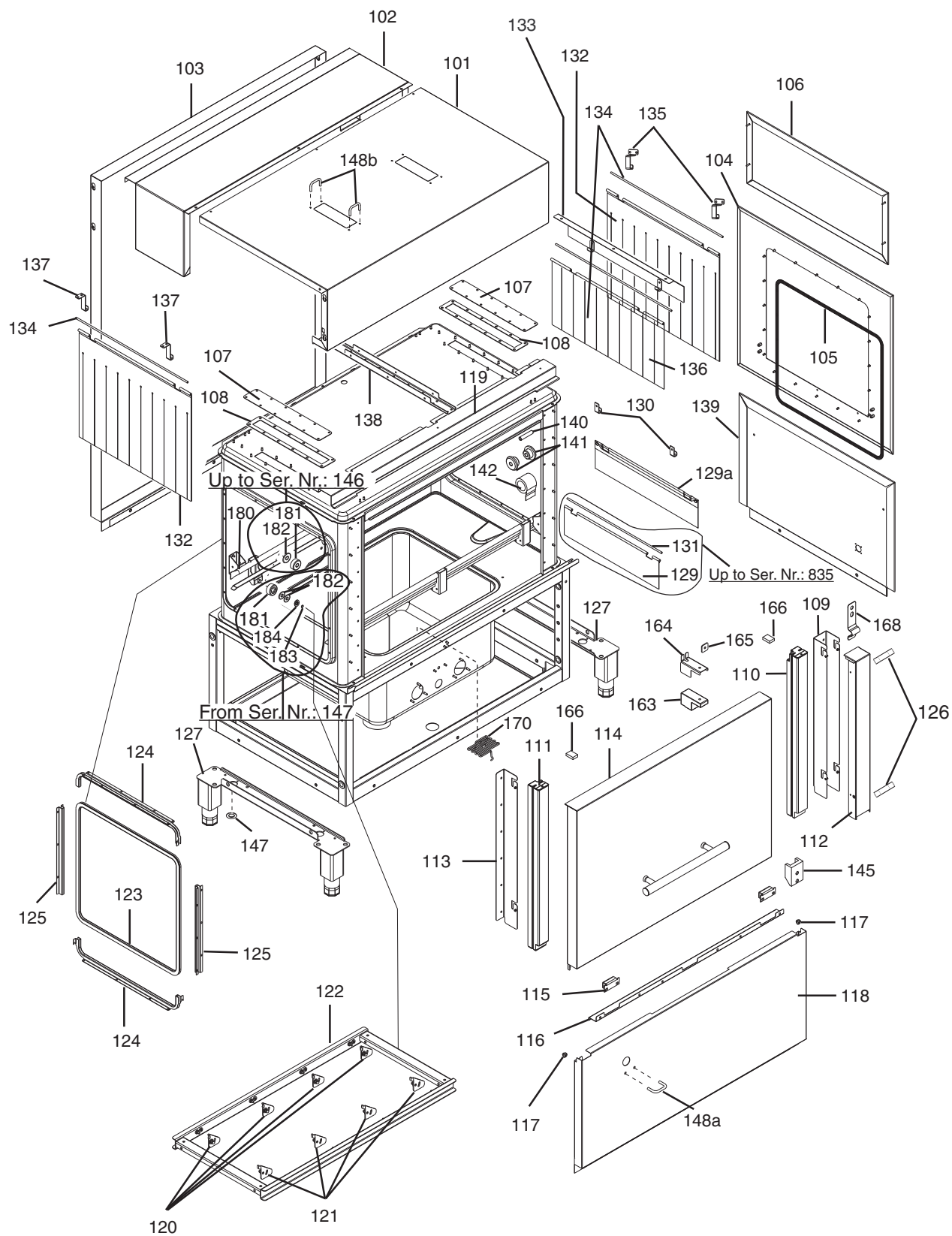
Page: 4 Ed. 2013-03

Doc. Nr.: 6-52 001

Risciacquo da 600, vista generale Rinse from 600, Main view				ill. 652001p1B	Grassetto = variazioni Bold Print = changes	
Pos.	Q.tà Q.ty	Cod.ric. Part No.	Cod. Fab. Fac. code	Descrizione	Description	Note Notes
101	1	0L0823	830652101	Copertura mobile CU	CU mobile cover	
102	1	0L0824	830651600	Copertura fissa CU	CU fixed cover	
103	1	0L0825	830652800	Schienale	Back panel	
104	1	0L0826	830638203	Pannello sinistro	Left panel	
105	1	0L0827	543630300	Guarnizione	Gasket	
106	1	0L0828	805662501	Fianco copertura CU	CU cover flank	Up to Ser. Nr. 724
106	1	0L1584	830651401	Fianco copertura CU	CU cover flank	From Ser. Nr. 725
107	1	0L0829	830640500	Supporto air gap	Air gap support	Up to Ser. Nr. 706
107	1	0L1442	830640502	Supporto air gap	Air gap support	From Ser. Nr. 713
107	1	0L1442	830640502	Supporto air gap	Air gap support	Up to Ser. Nr. 4501
107	1		830655Y00	Supporto air gap	Air gap support	From Ser. Nr. 4511
108	1	0L0830	503604200	Carter	Carter	Up to Ser. Nr. 616
108	1	0L1176	503604203	Carter	Carter	From Ser. Nr. 617
109	1	0L0831	502697802	Supporto destro pannello	Panel right support	Up to Ser. Nr. 724
109	1	0L1472	502697803	Supporto destro pannello	Panel right support	From Ser. Nr. 725
						Up to Ser. Nr. 810
109	1	0L1047	830643101	Supporto destro pannello	Panel right support	From Ser. Nr. 811
110	1	0L0832	830637101	Guida porta destra	Right door rail	
111	1	0L0833	830637201	Guida porta sinistra	Left door rail	
112	1	0L0834	830639503	Pannello interfaccia utente	User interface panel	Up to Ser. Nr. 810
112	1	0L1752	830654J01	Pannello interfaccia utente	User interface panel	From Ser. Nr. 811
113	1	0L0878	548643100	Membrana adesiva destra	Right control panel	Up to Ser. Nr. 810
113	1	0L1740	548648N00	Membrana adesiva destra	Right control panel	Electrolux
						From Ser. Nr. 811
113	1	0L0836	548642101	Membrana adesiva sinistra	Left control panel	Up to Ser. Nr. 810
113	1	0L1741	548648O00	Membrana adesiva sinistra	Left control panel	Electrolux
						From Ser. Nr. 811
113	1	0L1742	548648P00	Membrana adesiva destra	Right control panel	Zanussi
						From Ser. Nr. 811
113	1	0L1743	548648Q00	Membrana adesiva sinistra	Left control panel	Zanussi
						From Ser. Nr. 811
114	1	0L0837	835620302	Porta	Door	
115	1	0E2898	W00143601	Supporto molla	Spring support	
116	1	0L1168	504696703	Paraspruzzi	Splashguard	
117	4	0L0839	549644800	Perno aggancio	Locking stud	
118	1	0L0840	503601302	Pannello inferiore	Lower panel	
119	2	0L0841	514695200	Asse collegamento traino	Drawing connection shaft	
120	2	0L0842	504696100	Dente traino destro	Right rack tooth	Up to Ser. Nr. 638
120	2	0L1314	5046A3800	Dente traino destro	Right rack tooth	From Ser. Nr. 639
121	2	0L0843	504696200	Dente traino sinistro	Left rack tooth	Up to Ser. Nr. 638
121	2	0L1315	5046A3900	Dente traino sinistro	Left rack tooth	From Ser. Nr. 639
122	1	0L0844	830632200	Slitta	Slide	Up to Ser. Nr. 638
122	1	0L1306	830632203	Slitta	Slide	From Ser. Nr. 639
123	4	0L0152	RT0020700	Molla a tazza	Spring washer	
124	1	0L1309	835620202	Asse trascinamento	Conveyor shaft	
125	1	0L0846	514695101	Perno	Pin	Up to Ser. Nr. 638
125	1	0L1278	514695102	Perno	Pin	From Ser. Nr. 639
127	1	0L0847	514695001	Asse motoriduttore	Gear motor rod	
126	1	0L2968	140600700	Tubo 8X6	Hose 8X6	
128	1	0L0848	611630700	Motoriduttore	Gear motor	Up to Ser. Nr. 639

Risciacquo da 600, vista generale Rinse from 600, Main view				ill. 652001p1B	Grassetto = variazioni Bold Print = changes	
Pos.	Q.tà Q.ty	Cod.ric. Part No.	Cod. Fab. Fac. code	Descrizione	Description	Note Notes
129	1	0L0849 0L2317	830640401	Supporto motoriduttore	Gear motor support	Up to Ser. Nr.: 928
129	1	0L2094 0L2317	504696302	Supporto motoriduttore	Gear motor support	From Ser. Nr.: 929 Up to Ser. Nr.: 019
129	1	0L2317	504696303	Supporto motoriduttore	Gear motor support	From Ser. Nr.: 020
130	2	0E5043	W00115100	Boccola	Bush	
131	1	0E5187	W00111300	Anello di arresto	Blocking ring	
132	1	0L0850	541612302	Tendina doppia lunga	Double long curtain	Up to Ser. Nr.: 928
132	1	0L1732	541617000	Tendina doppia lunga	Double long curtain	From Ser. Nr.: 929
133	1	0L0851	541612402	Tendina singola corta	Single short curtain	Up to Ser. Nr.: 928
133	1	0L1733	541617100	Tendina singola corta	Single short curtain	From Ser. Nr.: 929
134	2	0E5826	RT0003700	Asse tendina	Curtain rod	
135	1	0L0852	800667800	Sostegno tendina singola corta	Single short curtain support	
136	1	0L0853	503603601	Piedi telaio	Frame feet	Not for steam version
136	1	0L1514	503615701	Piedi telaio	Frame feet	For steam version
137	1	0L0854	502696002	Supporto piede	Feet support	Not for steam version
137	1	0L1552	5026A7000	Supporto piede	Feet support	For steam version
138	1	0L1169	830643200	Supporto pannello	Panel support	Up to Ser. Nr.: 724
138	1	0L1473	502697703	Supporto pannello	Panel support	From Ser. Nr.: 725 Up to Ser. Nr.: 810
138	1	0L1169	830643202	Supporto pannello	Panel support	From Ser. Nr.: 811
139	1	0L0856	830641103	Pannello stretto	Slim panel	
140	1	0L0857	515659300	Camicia molla	Coil sleeve	
141	2	0L0858	546631000	Boccola molla	Spring bush	Up to Ser. Nr.: 616
141	2	0L1170	546631100	Boccola molla	Spring bush	From Ser. Nr.: 617
142	1	0E5158	W00093200	Molla	Spring	Up to Ser. Nr.: 616
142	1	0E5167	W00093300	Molla	Spring	From Ser. Nr.: 617
143	2	0L0997	RT0021201	Sostegno tendina	Curtain support	Up to Ser. Nr.: 616
143	2	0L1171	503610500	Gancio tendina	Curtain hook	From Ser. Nr.: 617
144	1	0L0860	502690806	Fianco inferiore sinistro	Left lower flank	
145	2	0L0861	541612801	Fermo porta	Door stop	
147	3	0L0993	541612500	Tappo	Plug	
148	1	049931	590603500	Velcro (H=20 cm, L=63 cm)	Velcro (H=20 cm, L=63 cm)	From Ser. Nr.: 147
149	1	0L2554	569608F00	Foglio protezione inverter	Inverter protection panel	From Ser. Nr.: 147
160	1	0L1280	611634100	Motore	Motor	From Ser. Nr.: 640
161	1	0L1281	835621300	Riduttore	Gearmotor	From Ser. Nr.: 640
162	1	0L1275	547604600	Pattino	Slider	
163	2	0L1471	543631300	Guarnizione	Gasket	
164	2	0L1470	502697402	Squadretta guarnizione	Gasket cover	
165	2	0L1469	503609200	Rondella quadrata	Square washer	
166	2	0L1597	565615200	Guarnizione guida porta	Door guide gasket	
167	1	0L0151	RT0020500	Dado autobloccante	Self-locking nut	
168	2	0L1528	507690700	Scrocco	Spring latch	
170	1	0L1644	699604800	Calotta bloccaggio cavi	Cable clamp body	
171	12	0L1645	639628000	Terminale maschio	Male connector	
172	1	0L1646	699604900	Presa volante	Plug housing	

Risciacquo da 600, vista generale Rinse from 600, Main view				ill. 652001p1B	Grassetto = variazioni Bold Print = changes	
Pos.	Q.tà Q.ty	Cod.ric. Part No.	Cod. Fab. Fac. code	Descrizione	Description	Note Notes
173	1	0L1763	638687B00	Prolunga connessione tavoli ingresso	Inlet handling system connection	
173	1	0L1764	638687C00	Prolunga connessione tavoli uscita	Outlet handling system connection	
174	8	0L2329	206008195	Rondella 15X28	Washer 15X28	From Ser. Nr.: 020
175	4	0L2324	5146A2401	Distanziale	Spacer	From Ser. Nr.: 020
176	8	0L2328	217018205	Vite M14X20	Screw M14X20	From Ser. Nr.: 020
177	1	0L2167	543633J00	Guarnizione	Gasket	From Ser. Nr.: 020
178	1	0L2311	543633H00	Guarnizione	Gasket	From Ser. Nr.: 020
180	2	0L1324	830631801	Guida cesto	Rack rail	Up to Ser. Nr.: 146
180	2	0L2594	835621Y00	Kit guida cesto	Rack rail kit	From Ser. Nr.: 147
181	4	0L2443	W00017300	Boccola aggancio slitta	Trail lock device	Up to Ser. Nr.: 146
181	4	0L2520	547604800	Boccola aggancio slitta	Trail lock device	From Ser. Nr.: 147
182	8	0L2174	549646100	Distanziale	Roller spacer	From Ser. Nr.: 147
183	4	0L2522	219614400	Anello di tenuta	Retainer ring	From Ser. Nr.: 147
184	4	0L2521	5066A0R00	Dischetto contenimento rulli	Flanged washer	From Ser. Nr.: 147



III. 652001p2A

Lavaggio da 1165, vista generale / Wash from 1165, Main view

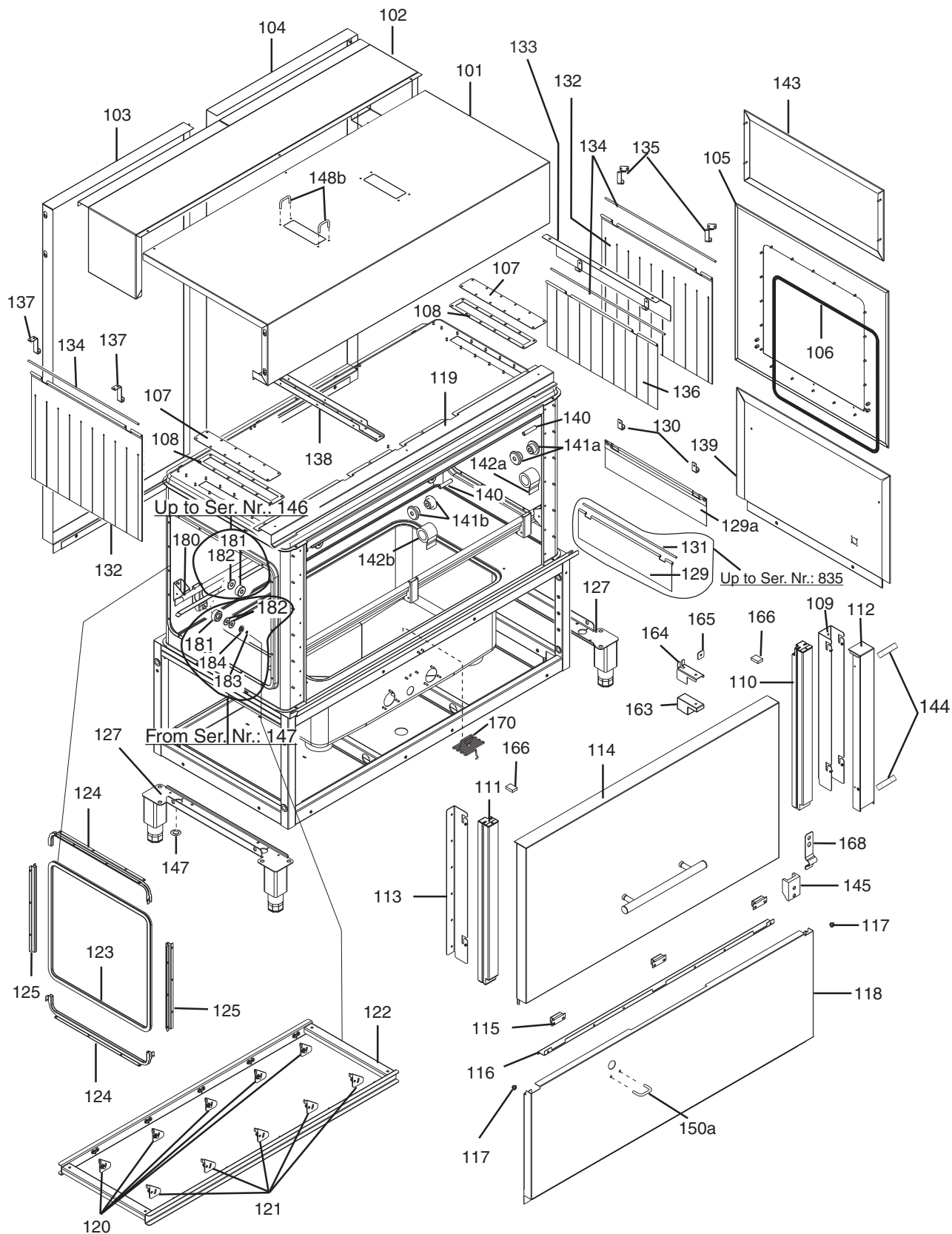
Da Ser.Nr./From Ser.nr.: 544

Page: 8 Ed. 2013-03

Doc. Nr.: 6-52 001

Lavaggio da 1165, vista generale Wash from 1165, Main view				ill. 652001p2A	Grassetto = variazioni Bold Print = changes	
Pos.	Q.tà Q.ty	Cod. ric. Part No.	Cod. Fab. Fac. code	Descrizione	Description	Note Notes
101	1	0L0869	830652302	Copertura mobile CU	CU mobile cover	Up to Ser. Nr.: 5141
101	1	0LXXXX	83065GA00	Copertura mobile CU	CU mobile cover	From Ser. Nr.: 5151
102	1	0L0865	830651700	Copertura fissa CU	CU fixed cover	
103	1	0L0864	830653002	Schienale	Back panel	
104	1	0L0880	830638303	Pannello destro	Right panel	
105	1	0L0875	543629700	Guarnizione	Gasket	
106	2	0L0828	805662501	Fianco copertura CU	CU cover flank	Up to Ser. Nr.: 724
106	2	0L1584	830651401	Fianco copertura CU	CU cover flank	From Ser. Nr.: 725
107	2	0L0877	800667301	Tappo CU	CU plug	
108	2	0L0876	543631001	Guarnizione tappo CU	CU plug gasket	
109	1	0L1169	830643200	Supporto pannello	Panel support	Up to Ser. Nr.: 724
109	1	0L1473	502697703	Supporto pannello	Panel support	From Ser. Nr.: 725
						Up to Ser. Nr.: 810
109	1	0L1169	830643202	Supporto pannello	Panel support	From Ser. Nr.: 811
110	1	0L0832	830637101	Guida porta destra	Right door rail	
111	1	0L0833	830637201	Guida porta sinistra	Left door rail	
112	1	0L0856	830641103	Pannello stretto	Slim panel	
113	1	0L0862	502697901	Supporto pannello	Panel support	Up to Ser. Nr.: 724
113	1	0L1474	502697902	Supporto pannello	Panel support	From Ser. Nr.: 725
						Up to Ser. Nr.: 810
113	1	0L1049	830643001	Supporto pannello	Panel support	From Ser. Nr.: 811
114	1	0L0881	835620502	Porta	Door	
115	2	0E2898	W00143601	Supporto molla	Spring support	
116	1	0L0868	504696602	Paraspruzzi	Splashguard	
117	4	0L0839	549644800	Perno aggancio	Locking stud	
118	1	0L1182	503601103	Pannello inferiore	Lower panel	Up to Ser. Nr.: 616
118	1	0L1266	503615601	Pannello inferiore	Lower panel	From Ser. Nr.: 617
						Up to Ser. Nr.: 146
118	1	0L2635	503615602	Pannello inferiore	Lower panel	From Ser. Nr.: 147
119	1	0L0866	503604401	Carter	Carter	Up to Ser. Nr.: 616
119	1	0L1178	503610902	Carter	Carter	From Ser. Nr.: 617
119	1	0L1178	503610902	Carter	Carter	Up Ser. Nr: 5141
119	1	0LXXXX	50361CX00	Carter	Carter	From Ser. Nr. 5151
120	4	0L0842	504696100	Dente traino destro	Right rack tooth	Up to Ser. Nr.: 638
120	4	0L1314	5046A3800	Dente traino destro	Right rack tooth	From Ser. Nr.: 639
121	4	0L0843	504696200	Dente traino sinistro	Left rack tooth	Up to Ser. Nr.: 638
121	4	0L1315	5046A3900	Dente traino sinistro	Left rack tooth	From Ser. Nr.: 639
122	1	0L0879	830632400	Slitta	Slide	Up to Ser. Nr.: 638
122	1	0L1303	830632403	Slitta	Slide	From Ser. Nr.: 639
123	1	0L0827	543630300	Guarnizione	Gasket	
124	2	0L0992	502697601	Copertura orizzontale guarnizione	Gasket horizontal cover	
125	2	0L0991	502697501	Copertura verticale guarnizione	Gasket hertical cover	
126	1	0L2968	140600700	Tubo 8X6	Hose 8X6	
127	2	0L0853	503603601	Piedi telaio	Frame feet	Not for steam version
127	2	0L1514	503615701	Piedi telaio	Frame feet	For steam version
129	1	0L0874	541613001	Tendina traino	Drawing cultrain	Up to Ser. Nr.: 835
129a	1	0L1946	830654Q00	Tendina traino	Drawing cultrain	From Ser. Nr.: 836
130	2	0L0955	805662800	Sostegno tendina	Curtain support	
131	1	0L0873	514699200	Asse tendina	Curtain rod	Up to Ser. Nr.: 835

Lavaggio da 1165, vista generale Wash from 1165, Main view				ill. 652001p2A	Grassetto = variazioni Bold Print = changes	
Pos.	Q.tà Q.ty	Cod. ric. Part No.	Cod. Fab. Fac. code	Descrizione	Description	Note Notes
132	1	0L0850	541612302	Tendina doppia lunga	Double long curtain	Up to Ser. Nr.: 928
132	1	0L1732	541617000	Tendina doppia lunga	Double long curtain	From Ser. Nr.: 929
133	1	0L0852	800667800	Sostegno tendina singola corta	Single short curtain support	
134	3	0E5826	RT0003700	Asse tendina	Curtain rod	
135	2	0L0870	505600000	Gancio tendina	Curtain hook	Up to Ser. Nr.: 616
135	2	0L1172	505600001	Gancio tendina	Curtain hook	From Ser. Nr.: 617
136	1	0L0851	541612402	Tendina singola corta	Single short curtain	Up to Ser. Nr.: 928
136	1	0L1733	541617100	Tendina singola corta	Single short curtain	From Ser. Nr.: 929
137	2	0L0871	507687300	Gancio tendina	Curtain hook	
138	1	0L0867	503607302	Rinforzo CU	CU reinforcement	
139	1	0L0859	502696105	Fianco inferiore destro	Right lower flank	
140	2	0L0857	515659300	Camicia molla	Coil sleeve	
141	6	0L0858	546631000	Boccola molla	Spring bush	Up to Ser. Nr.: 616
141	4	0L1170	546631100	Boccola molla	Spring bush	From Ser. Nr.: 617
142	3	0E5158	W00093200	Molla	Spring	Up to Ser. Nr.: 616
142	2	0E5167	W00093300	Molla	Spring	From Ser. Nr.: 617
145	2	0L0861	541612801	Fermo porta	Door stop	
147	3	0L0993	541612500	Tappo	Plug	
148a	1	0L1181	5146A0500	Protezione sezionatore	Main switch protection	From Ser. Nr.: 617 Up to Ser. Nr.: 146
148a	1	0L2514	5146A4F00	Protezione sezionatore	Main switch protection	From Ser. Nr.: 147
148b	2	0L2514	5146A4F00	Protezione CU	CU protection	Only for machine with CU From Ser. Nr.: 147
163	2	0L1471	543631300	Guarnizione	Gasket	
164	2	0L1470	502697402	Squadretta guarnizione	Gasket cover	
165	2	0L1469	503609200	Rondella quadrata	Square washer	
166	2	0L1597	565615200	Guarnizione guida porta	Door guide gasket	
168	2	0L1528	507690700	Scrocco	Spring latch	
170	1	0L2515	5146A4100	Protezione scarico	Drain screen	From Ser. Nr.: 147
180	2	0L1704	830632001	Guida cesto	Rack rail	Up to Ser. Nr.: 146
180	2	0L2593	835621X00	Kit guida cesto	Rack rail kit	From Ser. Nr.: 147
181	6	0L2443	W00017300	Boccola aggancio slitta	Trail lock device	Up to Ser. Nr.: 146
181	6	0L2520	547604800	Boccola aggancio slitta	Trail lock device	From Ser. Nr.: 147
182	12	0L2174	549646100	Distanziale	Roller spacer	From Ser. Nr.: 147
183	6	0L2522	219614400	Anello di tenuta	Retainer ring	From Ser. Nr.: 147
184	6	0L2521	5066A0R00	Dischetto contenimento rulli	Flanged washer	From Ser. Nr.: 147



ill. 652001p3A

Lavaggio da 1490, vista generale / Wash from 1490, Main view

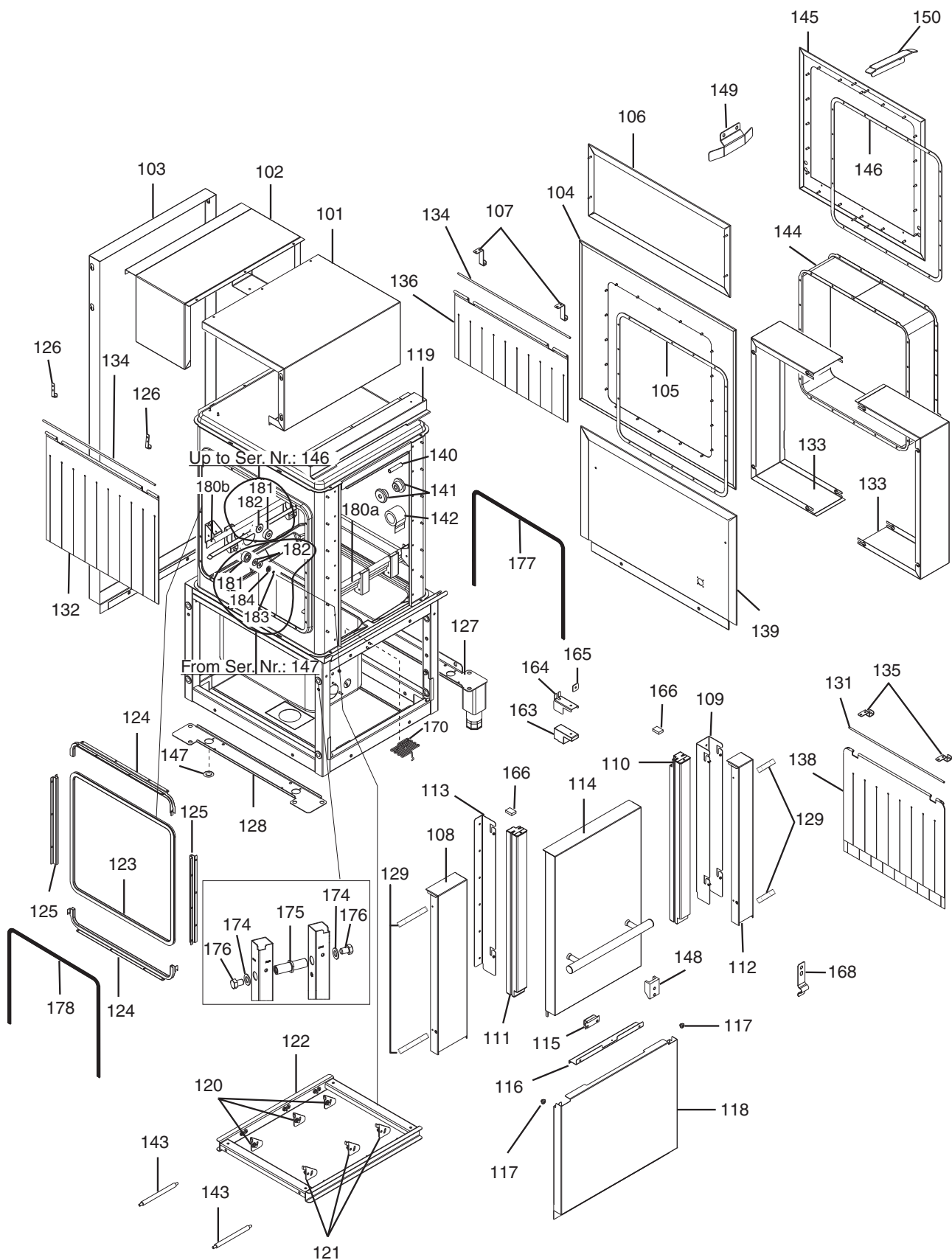
Da Ser.Nr./From Ser.nr.: 544

Page: 11 Ed. 2013-03

Doc. Nr.: 6-52 001

Lavaggio da 1490, vista generale Wash from 1490, Main view				ill. 652001p3A		Grassetto = variazioni Bold Print = changes
Pos.	Q.tà Q.ty	Cod.ric. Part No.	Cod. Fab. Fac. code	Descrizione	Description	Note Notes
101	1	OL0897	830652402	Copertura mobile CU	CU mobile cover	
102	1	OL0885	830651800	Copertura fissa CU	CU fixed cover	
103	1	OL0889	830653202	Schienale sinistro	Left back panel	
104	1	OL0884	830653102	Schienale destro	Right back panel	
105	1	OL0880	830638303	Pannello destro	Right panel	
106	1	OL0875	543629700	Guarnizione	Gasket	
107	2	OL0877	800667301	Tappo CU	CU plug	
108	2	OL0876	543631001	Guarnizione tappo CU	CU plug gasket	
109	1	OL1169	830643200	Supporto pannello	Panel support	Up to Ser. Nr.: 724
109	1	OL1473	502697703	Supporto pannello	Panel support	From Ser. Nr.: 725 Up to Ser. Nr.: 810
109	1	OL1169	830643202	Supporto pannello	Panel support	From Ser. Nr.: 811
110	1	OL0832	830637101	Guida porta destra	Right door rail	
111	1	OL0833	830637201	Guida porta sinistra	Left door rail	
112	1	OL0856	830641103	Pannello stretto	Slim panel	
113	1	OL0862	502697901	Supporto sinistro pannello	Panel left support	Up to Ser. Nr.: 724
113	1	OL1474	502697902	Supporto pannello	Panel support	From Ser. Nr.: 725 Up to Ser. Nr.: 810
113	1	OL1049	830643001	Supporto pannello	Panel support	From Ser. Nr.: 811
114	1	OL0989	835620601	Porta	Door	
115	3	OE2898	W00143601	Supporto molla	Spring support	
116	1	OL0896	504696502	Paraspruzzi	Splashguard	
117	4	OL0839	549644800	Perno aggancio	Locking stud	
118	1	OL0883	503601001	Pannello inferiore	Lower panel	Up to Ser. Nr.: 616
118	1	OL1183	503601004	Pannello inferiore	Lower panel	From Ser. Nr.: 617 Up to Ser. Nr.: 146
118	1	OL2634	503601005	Pannello inferiore	Lower panel	From Ser. Nr.: 147
119	1	OL0886	503604501	Carter	Carter	Up to Ser. Nr.: 616
119	1	OL1177	503614102	Carter	Carter	From Ser. Nr.: 617
119	1	OL1177	503614102	Carter	Carter	Up to Ser. Nr.: 5141
119	1	OLXXXX	50361CY00	Carter	Carter	From Ser. Nr.: 5151
120	5	OL0842	504696100	Dente traino destro	Right rack tooth	Up to Ser. Nr.: 638
120	5	OL1314	5046A3800	Dente traino destro	Right rack tooth	From Ser. Nr.: 639
121	5	OL0843	504696200	Dente traino sinistro	Left rack tooth	Up to Ser. Nr.: 638
121	5	OL1315	5046A3900	Dente traino sinistro	Left rack tooth	From Ser. Nr.: 639
122	1	OL0956	830632500	Slitta	Slide	Up to Ser. Nr.: 638
122	1	OL1304	830632503	Slitta	Slide	From Ser. Nr.: 639
123	1	OL0827	543630300	Guarnizione	Gasket	
124	2	OL0992	502697601	Copertura orizzontale guarnizione	Gasket horizontal cover	
125	2	OL0991	502697501	Copertura verticale guarnizione	Gasket hertical cover	
126	4	OL0872	514698000	Boccola	Bush	
127	2	OL0853	503603601	Piedi telaio	Frame feet	Not for steam version
127	2	OL1514	503615701	Piedi telaio	Frame feet	For steam version
129	1	OL0874	541613001	Tendina traino	Drawing cultrain	Up to Ser. Nr.: 835
129a	1	OL1946	830654Q00	Tendina traino	Drawing cultrain	From Ser. Nr.: 836
130	2	OL0997	805662800	Sostegno tendina	Curtain support	
131	1	OL0873	514699200	Asse tendina	Curtain rod	Up to Ser. Nr.: 835
132	1	OL0850	541612302	Tendina doppia lunga	Double long curtain	Up to Ser. Nr.: 928
132	1	OL1732	541617000	Tendina doppia lunga	Double long curtain	From Ser. Nr.: 929

Lavaggio da 1490, vista generale Wash from 1490, Main view				ill. 652001p3A	Grassetto = variazioni Bold Print = changes	
Pos.	Q.tà Q.ty	Cod.ric. Part No.	Cod. Fab. Fac. code	Descrizione	Description	Note Notes
133	1	0L0852	800667800	Sostegno tendina	Curtain support	
134	3	0E5826	RT0003700	Asse tendina	Curtain rod	
135	2	0L0870	505600000	Gancio tendina	Curtain hook	Up to Ser. Nr.: 616
135	2	0L1172	505600001	Gancio tendina	Curtain hook	From Ser. Nr.: 617
136	1	0L0851	541612402	Tendina singola corta	Single short curtain	Up to Ser. Nr.: 928
136	1	0L1733	541617100	Tendina singola corta	Single short curtain	From Ser. Nr.: 929
137	2	0L0871	507687300	Gancio tendina	Curtain hook	
138	1	0L0867	503607302	Rinforzo CU	CU reinforcement	
139	1	0L0859	502696106	Fianco inferiore destro	Right lower flank	
140	3	0L0857	515659300	Camicia molla	Coil sleeve	
141a	4	0L0858	546631000	Boccola molla	Spring bush	
141b	2	0L1170	546631100	Boccola molla	Spring bush	
142a	2	0E5158	W00093200	Molla	Spring	
142b	1	0E5167	W00093300	Molla	Spring	
143	1	0L0828	805662501	Fianco copertura CU	CU cover flank	Up to Ser. Nr.: 724
143	1	0L1584	830651401	Fianco copertura CU	CU cover flank	From Ser. Nr.: 725
144	1	0L2968	140600700	Tubo 8X6	Hose 8X6	
145	2	0L0861	541612801	Fermo porta	Door stop	
147	3	0L0993	541612500	Tappo	Plug	
150a	1	0L1181	5146A0500	Protezione sezionatore	Main switch protection	From Ser. Nr.: 617 Up to Ser. Nr.: 146
150a	1	0L2514	5146A4F00	Protezione sezionatore	Main switch protection	From Ser. Nr.: 147
150b	2	0L2514	5146A4F00	Protezione CU	CU protection	Only for machine with CU From Ser. Nr.: 147
163	2	0L1471	543631300	Guarnizione	Gasket	
164	2	0L1470	502697402	Squadretta guarnizione	Gasket cover	
165	2	0L1469	503609200	Rondella quadrata	Square washer	
166	2	0L1597	565615200	Guarnizione guida porta	Door guide gasket	
168	2	0L1528	507690700	Scrocco	Spring latch	
170	1	0L2515	5146A4100	Protezione scarico	Drain screen	From Ser. Nr.: 147
180	2	0L1642	830632101	Guida cesto	Rack rail	Up to Ser. Nr.: 146
180	2	0L2595	835621Z00	Kit guida cesto	Rack rail kit	From Ser. Nr.: 147
181	6	0L2443	W00017300	Boccola aggancio slitta	Trail lock device	Up to Ser. Nr.: 146
181	6	0L2520	547604800	Boccola aggancio slitta	Trail lock device	From Ser. Nr.: 147
182	12	0L2174	549646100	Distanziale	Roller spacer	From Ser. Nr.: 147
183	6	0L2522	219614400	Anello di tenuta	Retainer ring	From Ser. Nr.: 147
184	6	0L2521	5066A0R00	Dischetto contenimento rulli	Flanged washer	From Ser. Nr.: 147



III. 652001p4A

Prelavaggio da 600, vista generale / Prewash from 600, Main view

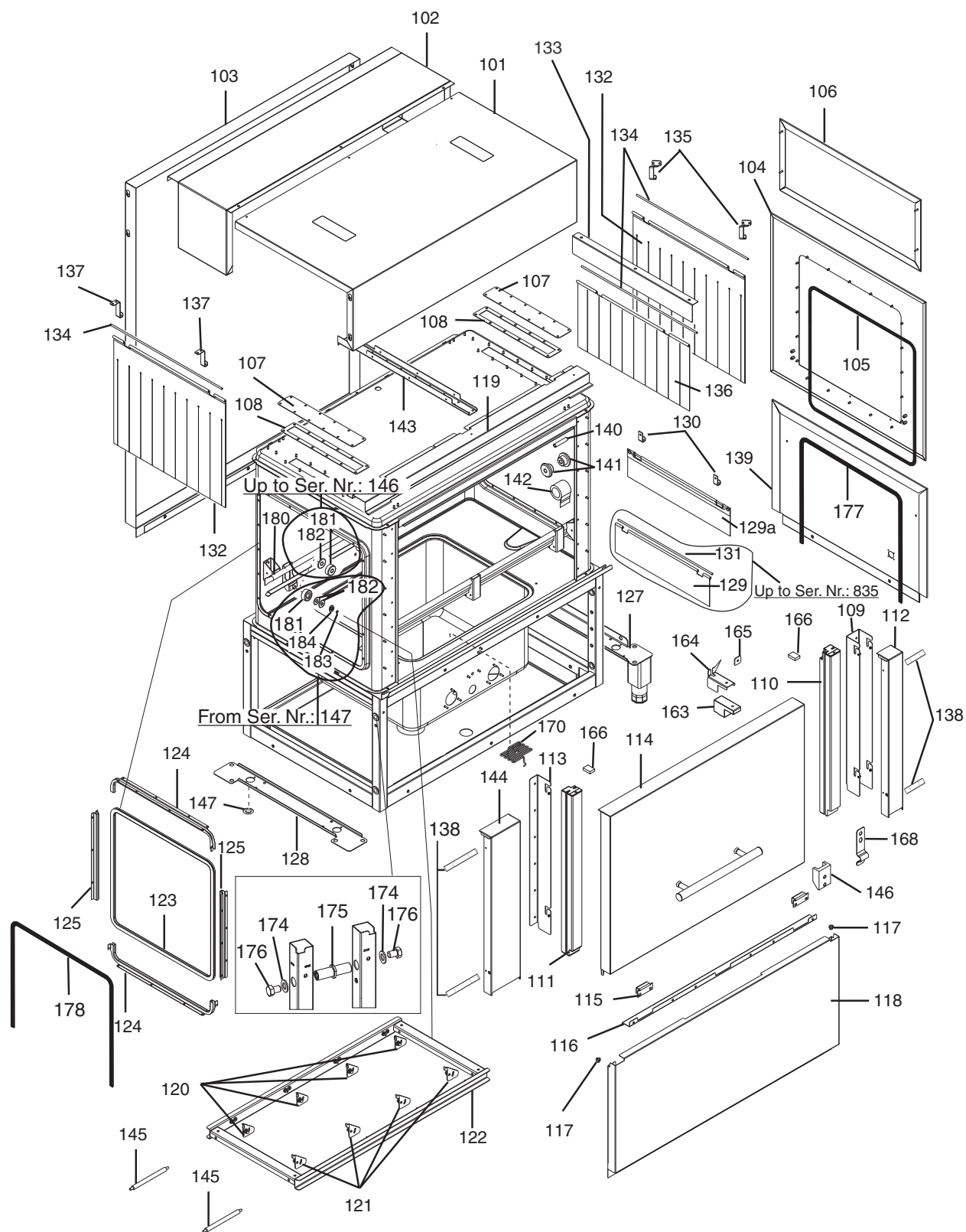
Da Ser.Nr./From Ser.nr.: 544

Page: 14 Ed. 2013-03

Doc. Nr.: 6-52 001

Prelavaggio da 600, vista generale Prewash from 600, Main view				ill. 652001p4A	Grassetto = variazioni Bold Print = changes	
Pos.	Q.tà Q.ty	Cod. ric. Part No.	Cod. Fab. Fac. code	Descrizione	Description	Note Notes
101	1	0L0823	830652101	Copertura mobile CU	CU mobile cover	
102	1	0L0824	830651600	Copertura fissa CU	CU fixed cover	
103	1	0L0825	830652802	Schienale	Back panel	
104	1	0L0976	830636803	Pannello destro interno	Internal right panel	Right machine
104	1	0L1179	830636603	Pannello sinistro interno	Internal left panel	Left machine
105	1	0L0875	543629700	Guarnizione	Gasket	
106	1	0L0828	805662501	Fianco copertura CU	CU cover flank	Up to Ser. Nr.: 724
106	1	0L1584	830651401	Fianco copertura CU	CU cover flank	From Ser. Nr.: 725
107	2	0L0871	507687300	Gancio tendina	Curtain hook	
108	2	0L0984	830641003	Pannello	Panel	
109	1	0L1169	830643200	Supporto pannello	Panel support	Up to Ser. Nr.: 724
109	1	0L1473	502697703	Supporto pannello	Panel support	From Ser. Nr.: 725 Up to Ser. Nr.: 810
109	1	0L1169	830643202	Supporto pannello	Panel support	From Ser. Nr.: 811
110	1	0L0832	830637101	Guida porta destra	Right door rail	
111	1	0L0833	830637201	Guida porta sinistra	Left door rail	
112	1	0L0856	830641103	Pannello stretto	Slim panel	
113	1	0L0862	502697901	Supporto pannello	Panel support	Up to Ser. Nr.: 724
113	1	0L1474	502697902	Supporto pannello	Panel support	From Ser. Nr.: 725 Up to Ser. Nr.: 810
113	1	0L1049	830643001	Supporto pannello	Panel support	From Ser. Nr.: 811
114	1	0L0837	835620302	Porta	Door	
115	1	0E2898	W00143601	Supporto molla	Spring support	
116	1	0L1168	504696703	Paraspruzzi	Splashguard	
117	4	0L0839	549644800	Perno aggancio	Locking stud	
118	1	0L0840	503601302	Pannello inferiore	Lower panel	
119	1	0L0830	503604200	Carter	Carter	Up to Ser. Nr.: 616
119	1	0L1176	503604203	Carter	Carter	From Ser. Nr.: 617
120	3	0L0842	504696100	Dente traino destro	Right rack tooth	Up to Ser. Nr.: 638
120	3	0L1314	5046A3800	Dente traino destro	Right rack tooth	From Ser. Nr.: 639
121	3	0L0843	504696200	Dente traino sinistro	Left rack tooth	Up to Ser. Nr.: 638
121	3	0L1315	5046A3900	Dente traino sinistro	Left rack tooth	From Ser. Nr.: 639
122	1	0L0977	830636902	Slitta	Slide	Up to Ser. Nr.: 638
122	1	0L1305	830636905	Slitta	Slide	From Ser. Nr.: 639
123	1	0L0827	543630300	Guarnizione	Gasket	
124	2	0L0992	502697601	Copertura orizzontale guarnizione	Gasket horizontal cover	
125	2	0L0991	502697501	Copertura verticale guarnizione	Gasket hertical cover	
126	2	0L1171	503610500	Gancio tendina	Curtain hook	
127	2	0L0853	503603601	Piedi telaio	Frame feet	
128	1	0L0854	502696002	Supporto piede	Feet support	
129	1	0L2968	140600700	Tubo 8X6	Hose 8X6	
130	2	0L0955	805662800	Sostegno tendina traino	Drawing curtain sup- port	
131	1	0L0873	514699200	Asse tendina	Curtain rod	
132	1	0L0850	541612302	Tendina doppia lunga	Double long curtain	Up to Ser. Nr.: 928
132	1	0L1732	541617000	Tendina doppia lunga	Double long curtain	From Ser. Nr.: 929
133	2	0L0887	503605801	Fascia laterale bocca	Inlet lateral cover	
134	2	0E5826	RT0003700	Asse tendina	Curtain rod	
135	2	0L0898	506600400	Gancio tendina	Curtain hook	

Prelavaggio da 600, vista generale Prewash from 600, Main view				ill. 652001p4A		Grassetto = variazioni Bold Print = changes
Pos.	Q.tà Q.ty	Cod. ric. Part No.	Cod. Fab. Fac. code	Descrizione	Description	Note Notes
136	1	OL0916	541612202	Tendina doppia corta	Double short curtain	Up to Ser. Nr.: 928
136	1	OL1767	541616900	Tendina doppia corta	Double short curtain	From Ser. Nr.: 929
138	1	OL0917	541612902	Tendina smussata	Rounded curtain	Up to Ser. Nr.: 928
138	1	OL1765	541617200	Tendina smussata	Rounded curtain	From Ser. Nr.: 929
139	1	OL0859	5026961055 02696105	Fianco inferiore destro	Right lower flank	
140	1	OL0857	515659300	Camicia molla	Coil sleeve	
141	2	OL0858	546631000	Boccola molla	Spring bush	Up to Ser. Nr.: 616
141	2	OL1170	546631100	Boccola molla	Spring bush	From Ser. Nr.: 617
142	1	OE5158	W00093200	Molla	Spring	Up to Ser. Nr.: 616
142	1	OE5167	W00093300	Molla	Spring	From Ser. Nr.: 617
143	2	OL0841	514695200	Asse collegamento traino	Drawing connection shaft	
144	1	OL0888	503606400	Tunnel bocca	Inlet tunnel	
145	1	OL0975	830636701	Pannello destro	Right panel	
146	1	OL0920	543631100	Guarnizione	Gasket	
147	3	OL0993	541612500	Tappo	Plug	
148	2	OL0861	541612801	Fermo porta	Door stop	
149	2	OL1173	502698400	Guida cesto laterale	Lateral rack rail	
150	2	OL1200	502698301	Supporto cesto inferiore	Lower rack support	
151	2	OL0997	RT0021201	Sostegno tendina	Curtain support	Up to Ser. Nr.: 616
151	2	OL1171	503610500	Sostegno tendina	Curtain support	From Ser. Nr.: 617
163	2	OL1471	543631300	Guarnizione	Gasket	
164	2	OL1470	502697402	Squadretta guarnizione	Gasket cover	
165	2	OL1469	503609200	Rondella quadrata	Square washer	
166	2	OL1597	565615200	Guarnizione guida porta	Door guide gasket	
168	2	OL1528	507690700	Scrocco	Spring latch	
170	1	OL2515	5146A4100	Protezione scarico	Drain screen	From Ser. Nr.: 147
174	8	OL2329	206008195	Rondella 15X28	Washer 15X28	From Ser. Nr.: 020
175	4	OL2324	5146A2401	Distanziale	Spacer	From Ser. Nr.: 020
176	8	OL2328	217018205	Vite M14X20	Screw M14X20	From Ser. Nr.: 020
177	1	OL2167	543633J00	Guarnizione	Gasket	From Ser. Nr.: 020
178	1	OL2311	543633H00	Guarnizione	Gasket	From Ser. Nr.: 020
180a	1	OL1705	830637501	Guida cesto frontale	Frontal rack rail	Up to Ser. Nr.: 146
180a	1	OL2592	835621W00	Kit guida cesto frontale	Frontal rack rail kit	From Ser. Nr.: 147
180b	1	OL1324	830631801	Guida cesto posteriore	Back rack rail	Up to Ser. Nr.: 146
180b	1	OL2594	8306621Y00	Guida cesto posteriore	Back rack rail	From Ser. Nr.: 147
181	4	OL2443	W00017300	Boccola aggancio slitta	Trail lock device	Up to Ser. Nr.: 146
181	4	OL2520	547604800	Boccola aggancio slitta	Trail lock device	From Ser. Nr.: 147
182	8	OL2174	549646100	Distanziale	Roller spacer	From Ser. Nr.: 147
183	4	OL2522	219614400	Anello di tenuta	Retainer ring	From Ser. Nr.: 147
184	4	OL2521	5066A0R00	Dischetto contenimento rulli	Flanged washer	From Ser. Nr.: 147



III. 652001p5A

Prelavaggio da 1165, vista generale/ Prewash from 1165, Main view

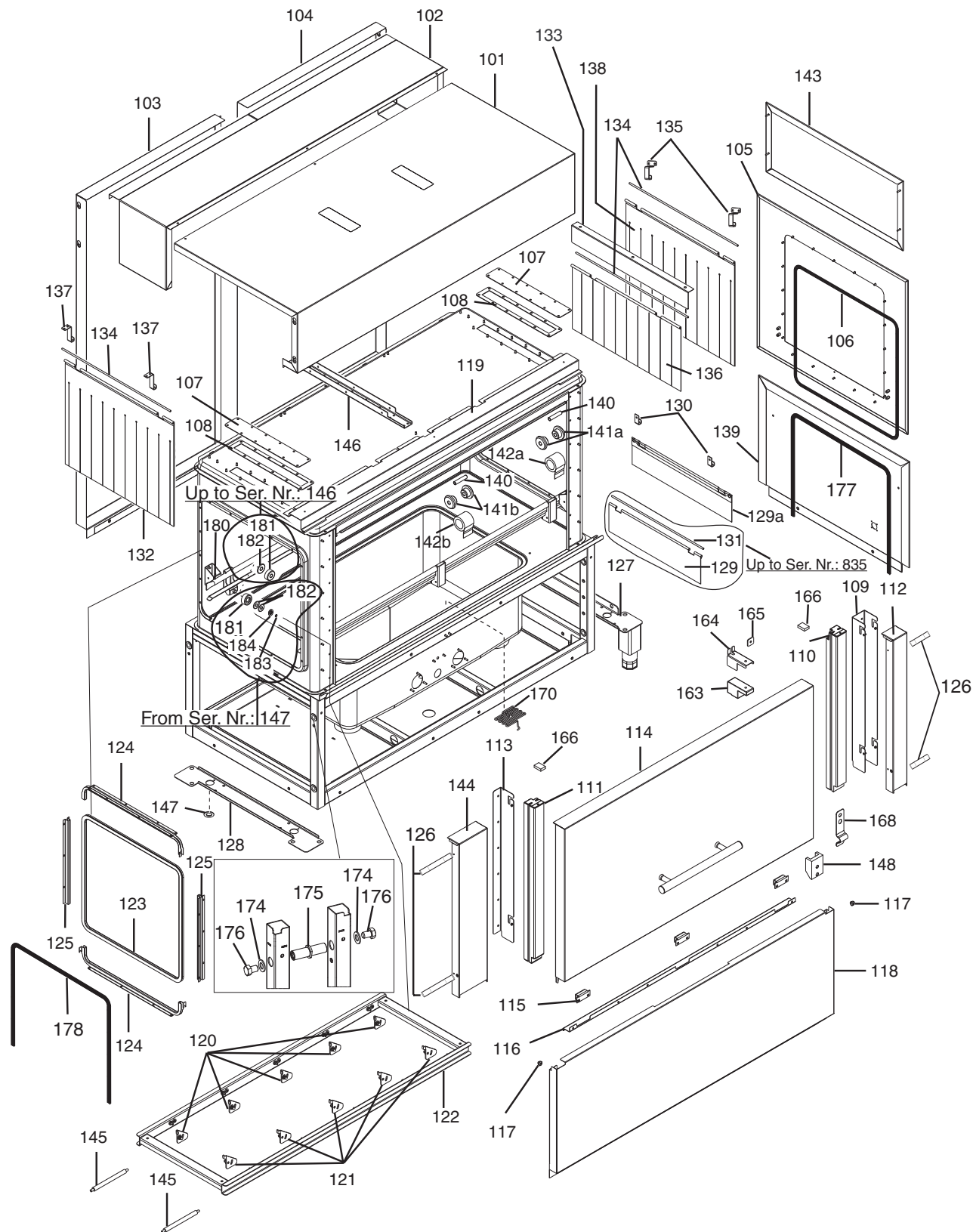
Da Ser.Nr./From Ser.nr.: 544

Page: 17 Ed. 2013-03

Doc. Nr.: 6-52 001

Prelavaggio da 1165, vista generale Prewash from 1165, Main view				ill. 652001p5A		Grassetto = variazioni Bold Print = changes
Pos.	Q.tà Q.ty	Cod. ric. Part No.	Cod. Fab. Fac. code	Descrizione	Description	Note Notes
101	1	0L0869	830652302	Copertura mobile CU	CU mobile cover	Up to Ser. Nr.: 5141
101	1	0LXXXX	83065GA00	Copertura mobile CU	CU mobile cover	From Ser. Nr.: 5151
102	1	0L0865	830651700	Copertura fissa CU	CU fixed cover	
103	1	0L0864	830653002	Schienale	Back panel	
104	1	0L0880	830638303	Pannello destro	Right panel	
105	1	0L0875	543629700	Guarnizione	Gasket	
106	1	0L0828	805662501	Fianco copertura CU	CU cover flank	Up to Ser. Nr.: 724
106	1	0L1584	830651401	Fianco copertura CU	CU cover flank	From Ser. Nr.: 725
107	2	0L0877	800667301	Tappo CU	CU plug	
108	2	0L0876	543631001	Guarnizione tappo CU	CU plug gasket	
109	1	0L1169	830643200	Supporto pannello	Panel support	Up to Ser. Nr.: 724
109	1	0L1473	502697703	Supporto pannello	Panel support	From Ser. Nr.: 725
						Up to Ser. Nr.: 810
109	1	0L1169	830643202	Supporto pannello	Panel support	From Ser. Nr.: 811
110	1	0L0832	830637101	Guida porta destra	Right door rail	
111	1	0L0833	830637201	Guida porta sinistra	Left door rail	
112	1	0L0856	830641103	Pannello stretto	Slim panel	
113	1	0L0862	502697901	Supporto pannello	Panel support	Up to Ser. Nr.: 724
113	1	0L1474	502697902	Supporto pannello	Panel support	From Ser. Nr.: 725
						Up to Ser. Nr.: 810
113	1	0L1049	830643001	Supporto pannello	Panel support	From Ser. Nr.: 811
114	1	0L0881	835620502	Porta	Door	
115	2	0E2898	W00143601	Supporto molla	Spring support	
116	1	0L0868	504696602	Paraspruzzi	Splashguard	
117	4	0L0839	549644800	Perno aggancio	Locking stud	
118	1	0L0890	503609901	Pannello inferiore	Lower panel	
119	1	0L0866	503604401	Carter	Carter	Up to Ser. Nr.: 616
119	1	0L1178	503610902	Carter	Carter	From Ser. Nr.: 617
119	1	0L1178	503610902	Carter	Carter	Up Ser. Nr: 5141
119	1	0LXXXX	50361CX00	Carter	Carter	From Ser. Nr. 5151
120	3	0L0842	504696100	Dente traino destro	Right rack tooth	
120	3	0L1314	5046A3800	Dente traino destro	Right rack tooth	
121	3	0L0843	504696200	Dente traino sinistro	Left rack tooth	
121	3	0L1315	5046A3900	Dente traino sinistro	Left rack tooth	
122	1	0L0879	830632400	Slitta	Slide	Up to Ser. Nr.: 638
122	1	0L1303	830632403	Slitta	Slide	From Ser. Nr.: 639
123	1	0L0827	543630300	Guarnizione	Gasket	
124	2	0L0992	502697601	Copertura orizzontale guarnizione	Gasket horizontal cover	
125	2	0L0991	502697501	Copertura verticale guarnizione	Gasket hertical cover	
126	4	0L0872	514698000	Boccola	Bush	
127	2	0L0853	503603601	Piedi telaio	Frame feet	
128	1	0L0854	502696002	Supporto piede	Feet support	
129	1	0L0874	541613001	Tendina traino	Drawing cultrain	Up to Ser. Nr.: 835
129a	1	0L1946	830654Q00	Tendina traino	Drawing cultrain	From Ser. Nr.: 836
130	2	0L0955	805662800	Sostegno tendina	Curtain support	
131	1	0L0873	514699200	Asse tendina	Curtain rod	Up to Ser. Nr.: 835
132	1	0L0850	541612302	Tendina doppia lunga	Double long curtain	Up to Ser. Nr.: 928
132	1	0L1732	541617000	Tendina doppia lunga	Double long curtain	From Ser. Nr.: 929

Prelavaggio da 1165, vista generale Prewash from 1165, Main view				ill. 652001p5A		Grassetto = variazioni Bold Print = changes
Pos.	Q.tà Q.ty	Cod.ric. Part No.	Cod. Fab. Fac. code	Descrizione	Description	Note Notes
133	2	0L0852	800667800	Sostegno tendina singola corta	Single short curtain support	
134	2	0E5826	RT0003700	Asse tendina	Curtain rod	
135	2	0L0870	505600000	Gancio tendina	Curtain hook	Up to Ser. Nr.: 616
135	2	0L1172	505600001	Gancio tendina	Curtain hook	From Ser. Nr.: 617
136	1	0L0851	541612402	Tendina singola corta	Single short curtain	Up to Ser. Nr.: 928
136	1	0L1733	541617100	Tendina singola corta	Single short curtain	From Ser. Nr.: 929
137	2	0L0871	507687300	Gancio tendina	Curtain hook	
138	1	0L2968	140600700	Tubo 8X6	Hose 8X6	
139	1	0L0859		Fianco inferiore destro	Right lower flank	
140	2	0L0857	515659300	Camicia molla	Coil sleeve	
141	6	0L0858	546631000	Boccola molla	Spring bush	Up to Ser. Nr.: 616
141	4	0L1170	546631100	Boccola molla	Spring bush	From Ser. Nr.: 617
142	3	0E5158	W00093200	Molla	Spring	Up to Ser. Nr.: 616
142	2	0E5167	W00093300	Molla	Spring	From Ser. Nr.: 617
143	1	0L0867	503607302	Rinforzo CU	CU reinforcement	
144	1	0L0984	830641003	Pannello	Panel	
145	2	0L0841	514695200	Asse collegamento traino	Drawing connection shaft	
146	2	0L0861	541612801	Fermo porta	Door stop	
147	3	0L0993	541612500	Tappo	Plug	
163	2	0L1471	543631300	Guarnizione	Gasket	
164	2	0L1470	502697402	Squadretta guarnizione	Gasket cover	
165	2	0L1469	503609200	Rondella quadrata	Square washer	
166	2	0L1597	565615200	Guarnizione guida porta	Door guide gasket	
168	2	0L1528	507690700	Scrocco	Spring latch	
170	1	0L2515	5146A4100	Protezione scarico	Drain screen	From Ser. Nr.: 147
174	8	0L2329	206008195	Rondella 15X28	Washer 15X28	From Ser. Nr.: 020
175	4	0L2324	5146A2401	Distanziale	Spacer	From Ser. Nr.: 020
176	8	0L2328	217018205	Vite M14X20	Screw M14X20	From Ser. Nr.: 020
177	1	0L2167	543633J00	Guarnizione	Gasket	From Ser. Nr.: 020
178	1	0L2311	543633H00	Guarnizione	Gasket	From Ser. Nr.: 020
177	1	0L2167	543633J00	Guarnizione	Gasket	From Ser. Nr.: 020
178	1	0L2311	543633H00	Guarnizione	Gasket	From Ser. Nr.: 020
180	2	0L1704	830632001	Guida cesto	Rack rail	Up to Ser. Nr.: 146
180	2	0L2593	835621X00	Kit guida cesto	Rack rail kit	From Ser. Nr.: 147
181	6	0L2443	W00017300	Boccola aggancio slitta	Trail lock device	Up to Ser. Nr.: 146
181	6	0L2520	547604800	Boccola aggancio slitta	Trail lock device	From Ser. Nr.: 147
182	12	0L2174	549646100	Distanziale	Roller spacer	From Ser. Nr.: 147
183	6	0L2522	219614400	Anello di tenuta	Retainer ring	From Ser. Nr.: 147
184	6	0L2521	5066A0R00	Dischetto contenimento rulli	Flanged washer	From Ser. Nr.: 147



iii. 652001p6A

Prelavaggio da 1490, vista generale/ Prewash from 1490, Main view

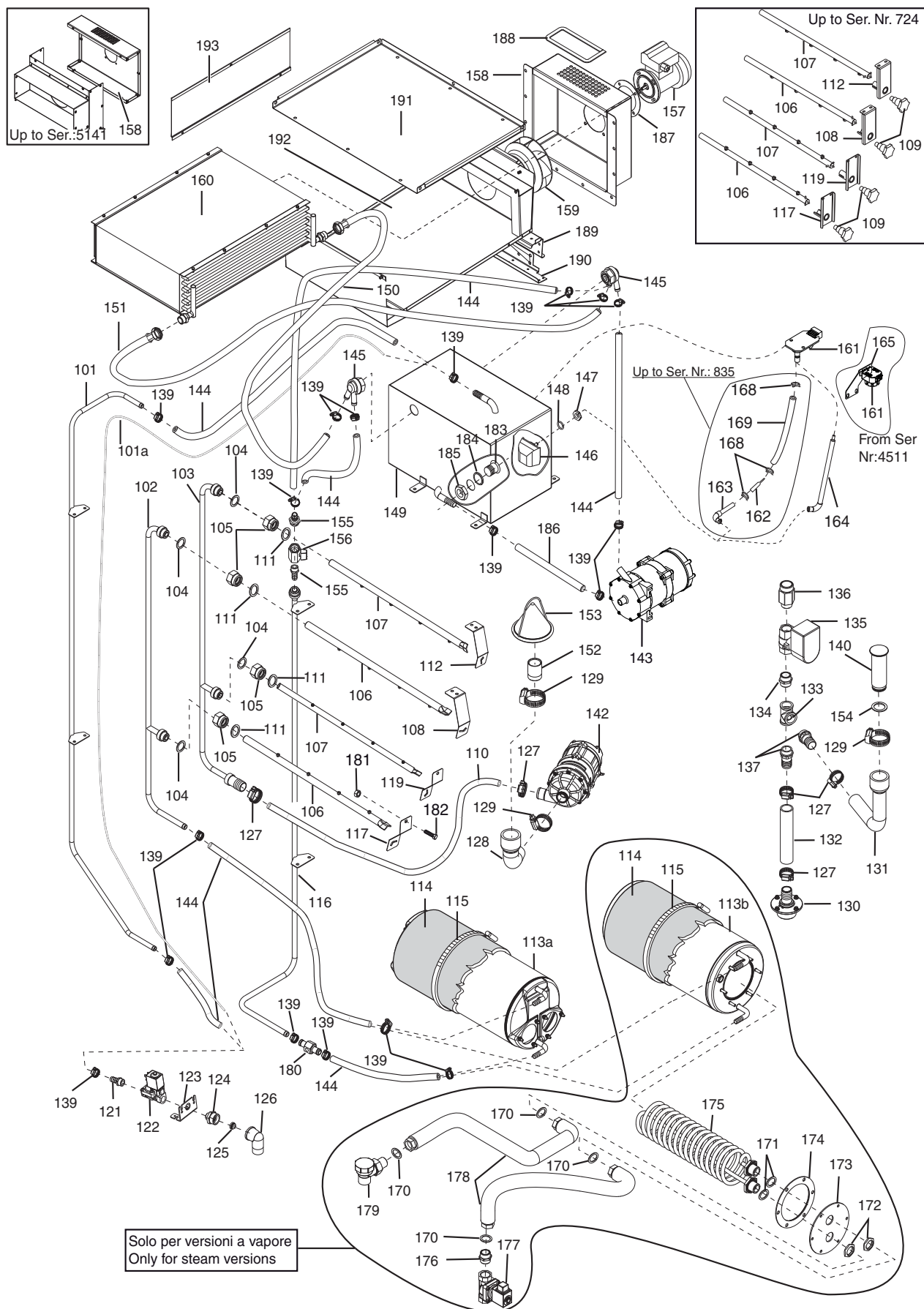
Da Ser.Nr./From Ser.nr.: 544

Page: 20 Ed. 2013-03

Doc. Nr.: 6-52 001

Prelavaggio da 1490, vista generale Prewash from 1490, Main view				ill. 652001p6A		Grassetto = variazioni Bold Print = changes
Pos.	Q.tà Q.ty	Cod.ric. Part No.	Cod. Fab. Fac. code	Descrizione	Description	Note Notes
101	1	0L0897	830652402	Copertura mobile CU	CU mobile cover	Up to Ser. Nr.: 5141
101	1	0LXXXX	83065GB00	Copertura mobile CU	CU mobile cover	From Ser. Nr.: 5151
102	1	0L0885	830651800	Copertura fissa CU	CU fixed cover	
103	1	0L0889	830653200	Schienale sinistro	Left back panel	
104	1	0L0884	830653102	Schienale destro	Right back panel	
105	1	0L0880	830638303	Pannello destro	Right panel	
106	1	0L0875	543629700	Guarnizione	Gasket	
107	2	0L0877	800667301	Tappo CU	CU plug	
108	2	0L0876	543631001	Guarnizione tappo CU	CU plug gasket	
109	1	0L1169	830643200	Supporto pannello	Panel support	Up to Ser. Nr.: 724
109	1	0L1473	502697703	Supporto pannello	Panel support	From Ser. Nr.: 725 Up to Ser. Nr.: 810
109	1	0L1169	830643202	Supporto pannello	Panel support	From Ser. Nr.: 811
110	1	0L0833	830637201	Guida porta destra	Right door rail	
111	1	0L0832	830637101	Guida porta sinistra	Left door rail	
112	1	0L0856	830641103	Pannello stretto	Slim panel	
113	1	0L0862	502697901	Supporto pannello	Panel support	Up to Ser. Nr.: 724
113	1	0L1474	502697902	Supporto pannello	Panel support	From Ser. Nr.: 725 Up to Ser. Nr.: 810
113	1	0L1049	830643001	Supporto pannello	Panel support	From Ser. Nr.: 811
114	1	0L0989	835620602	Porta	Door	
115	3	0E2898	W00143601	Supporto molla	Spring support	
116	1	0L0896	504696502	Paraspruzzi	Splashguard	
117	4	0L0839	549644800	Perno aggancio	Locking stud	
118	1	0L0891	503610001	Pannello inferiore	Lower panel	
119	1	0L0886	503604501	Carter	Carter	Up to Ser. Nr.: 616
119	1	0L1177	503614102	Carter	Carter	From Ser. Nr.: 617
119	1	0L1177	503614102	Carter	Carter	Up to Ser. Nr.: 5141
119	1	0LXXXX	50361CY00	Carter	Carter	From Ser. Nr.: 5151
120	5	0L0842	504696100	Dente traino destro	Right rack tooth	Up to Ser. Nr.: 638
120	5	0L1314	5046A3800	Dente traino destro	Right rack tooth	From Ser. Nr.: 639
121	5	0L0843	504696200	Dente traino sinistro	Left rack tooth	Up to Ser. Nr.: 638
121	5	0L1315	5046A3900	Dente traino sinistro	Left rack tooth	From Ser. Nr.: 639
122	1	0L0956	830632500	Slitta	Slide	Up to Ser. Nr.: 638
122	1	0L1304	830632503	Slitta	Slide	From Ser. Nr.: 639
123	1	0L0827	543630300	Guarnizione	Gasket	
124	2	0L0992	502697601	Copertura orizzontale guarnizione	Gasket horizontal cover	
125	2	0L0991	502697501	Copertura verticale guarnizione	Gasket hertical cover	
126	1	0L2968	149600700	Tubo 8X6	Hose 8X6	
127	2	0L0853	503603601	Piedi telaio	Frame feet	
128	1	0L0854	502696002	Supporto piede	Feet support	
129	1	0L0874	541613001	Tendina traino	Drawing cultrain	Up to Ser. Nr.: 835
129a	1	0L1946	830654Q00	Tendina traino	Drawing cultrain	From Ser. Nr.: 836
130	2	0L0955	805662800	Sostegno tendina	Curtain support	
131	1	0L0873	514699200	Asse tendina	Curtain rod	Up to Ser. Nr.: 835
132	1	0L0850	541612302	Tendina doppia lunga	Double long curtain	Up to Ser. Nr.: 928
132	1	0L1732	541617000	Tendina doppia lunga	Double long curtain	From Ser. Nr.: 929

Prelavaggio da 1490, vista generale Prewash from 1490, Main view				ill. 652001p6A	Grassetto = variazioni Bold Print = changes	
Pos.	Q.tà Q.ty	Cod.ric. Part No.	Cod. Fab. Fac. code	Descrizione	Description	Note Notes
133	2	0L0852	800667800	Sostegno tendina singola corta	Single short curtain support	
134	2	0E5826	RT0003700	Asse tendina	Curtain rod	
135	2	0L0870	505600000	Gancio tendina	Curtain hook	Up to Ser. Nr.: 616
135	2	0L1172	505600001	Gancio tendina	Curtain hook	From Ser. Nr.: 617
136	1	0L0851	541612402	Tendina singola corta	Single short curtain	Up to Ser. Nr.: 928
136	1	0L1733	541617100	Tendina singola corta	Single short curtain	From Ser. Nr.: 929
137	2	0L0871	507687300	Gancio tendina	Curtain hook	
139	1	0L0859	502696105	Fianco inferiore destro	Right lower flank	
140	3	0L0857	515659300	Camicia molla	Coil sleeve	
141a	4	0L0858	546631000	Boccola molla	Spring bush	
141b	2	0L1170	546631100	Boccola molla	Spring bush	
142a	2	0E5158	W00093200	Molla	Spring	
142b	1	0E5167	W00093300	Molla	Spring	
143	2	0L0828	805662501	Fianco copertura CU	CU cover flank	From Ser. Nr.: 724
143	2	0L1584	830651401	Fianco copertura CU	CU cover flank	From Ser. Nr.: 725
144	1	0L0984	830641003	Pannello	Panel	
145	2	0L0841	514695200	Asse collegamento traino	Drawing connection shaft	
146	1	0L0867	503607302	Rinforzo CU	CU reinforcement	
147	3	0L0993	541612500	Tappo	Plug	
148	2	0L0861	541612801	Fermo porta	Door stop	
163	2	0L1471	543631300	Guarnizione	Gasket	
164	2	0L1470	502697402	Squadretta guarnizione	Gasket cover	
165	2	0L1469	503609200	Rondella quadrata	Square washer	
166	2	0L1597	565615200	Guarnizione guida porta	Door guide gasket	
168	2	0L1528	507690700	Scrocco	Spring latch	
170	1	0L2515	5146A4100	Protezione scarico	Drain screen	From Ser. Nr.: 147
174	8	0L2329	206008195	Rondella 15X28	Washer 15X28	From Ser. Nr.: 020
175	4	0L2324	5146A2401	Distanziale	Spacer	From Ser. Nr.: 020
176	8	0L2328	217018205	Vite M14X20	Screw M14X20	From Ser. Nr.: 020
177	1	0L2167	543633J00	Guarnizione	Gasket	From Ser. Nr.: 020
178	1	0L2311	543633H00	Guarnizione	Gasket	From Ser. Nr.: 020
180	2	0L1642	830632101	Guida cesto	Rack rail	Up to Ser. Nr.: 146
180	2	0L2595	835621Z00	Kit guida cesto	Rack rail kit	From Ser. Nr.: 147
181	6	0L2443	W00017300	Boccola aggancio slitta	Trail lock device	Up to Ser. Nr.: 146
181	6	0L2520	547604800	Boccola aggancio slitta	Trail lock device	From Ser. Nr.: 147
182	12	0L2174	549646100	Distanziale	Roller spacer	From Ser. Nr.: 147
183	6	0L2522	219614400	Anello di tenuta	Retainer ring	From Ser. Nr.: 147
184	6	0L2521	5066A0R00	Dischetto contenimento rulli	Flanged washer	From Ser. Nr.: 147



III. 652001p7

Risciacquo da 600, Circuito Idraulico/ Rinse from 600, Hydraulic circuit

Da Ser.Nr./From Ser.nr.: 544

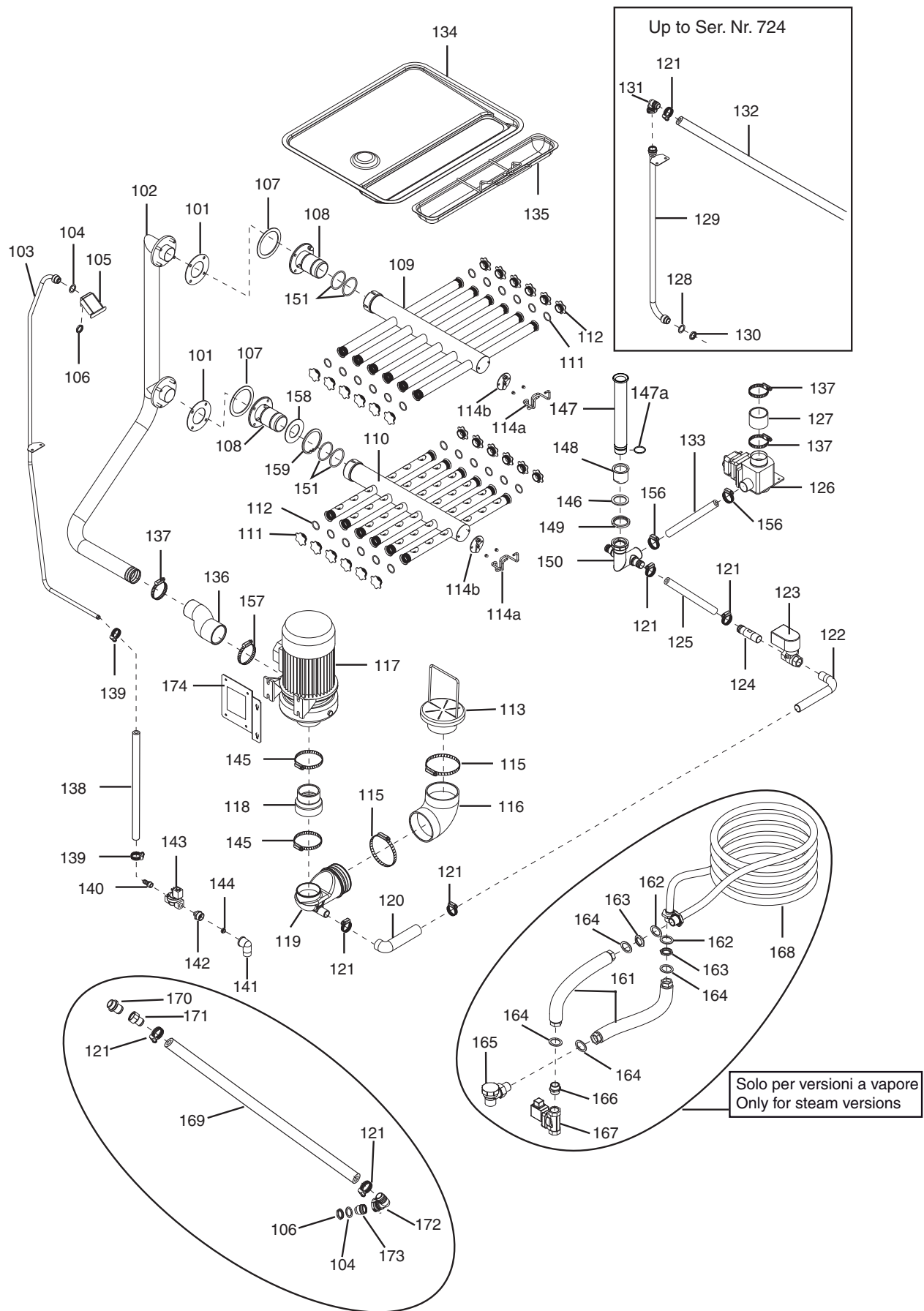
Page: 23 Ed. 2016-07

Doc. Nr.: 6-52 001

Risciacquo da 600, Circuito Idraulico Rinse from 600, Hydraulic circuit				ill. 652001p7		Grassetto = variazioni Bold Print = changes
Pos.	Q.tà Q.ty	Cod.ric. Part No.	Cod. Fab. Fac. code	Descrizione	Description	Note Notes
101	1	0L0982	830639101	Tubo caricamento air gap	Air gap feeding pipe	Up to Ser. Nr.: 928
101a	4m	048531	140066039	Tubo caricamento air gap	Air gap feeding pipe	From Ser. Nr.: 929 Up to Ser. Nr.: 045
101a	2m	049379	140066047	Tubo caricamento air gap	Air gap feeding pipe	From Ser. Nr.: 046
102	1	0L0979	830637601	Tubo risciacquo	Rinse pipe	Up to Ser. Nr.: 928
102	1	0L1287	830648900	Tubo risciacquo	Rinse pipe	From Ser. Nr.: 929
103	1	0L0980	830637701	Tubo Duo	Duo Pipe	
104	4	0E5122	W00500800	Guarnizione	Gasket	Up to Ser.Nr.: 045
104	4	0L2402	569608800	Guarnizione	Gasket	From Ser.Nr.: 046
105	4	0L0907	514698201	Dado bracci risciacquo/Duo	Rinse/Duo arms nut	
106	2	0L0966	830634001	Braccio risciacquo	Rinse arm	Up to Ser. Nr.: 724
106	2	0L1467	830650900	Braccio risciacquo (rinse flow 5 lt/ min)	Rinse arm (rinse flow 5 lt/ min)	Not for WTM140 From Ser. Nr.: 725 Up to Ser. Nr.: 146
106	2	0L2631	830657N00	Braccio risciacquo (rinse flow 5 lt/ min)	Rinse arm (rinse flow 5 lt/ min)	Not for WTM140 From Ser. Nr.:147
106	2	0L1468	830651100	Braccio risciacquo (rinse flow 4 lt/ min)	Rinse arm (rinse flow 4 lt/ min)	For WTM140 From Ser. Nr.: 725 Up to Ser. Nr.: 146
106	2	0L2529	830657M00	Braccio risciacquo (rinse flow 4 lt/ min)	Rinse arm (rinse flow 4 lt/ min)	For WTM140 From Ser. Nr.: 147
107	2	0L0967	830634201	Braccio Duo	Duo arm	Up to Ser. Nr.: 724
107	2	0L1466	830651000	Braccio Duo	Duo arm	From Ser. Nr.: 725 Up to Ser. Nr.: 146
107	2	0L2633	830657P00	Braccio Duo	Duo arm	From Ser. Nr.: 147
108	1	0L0970	830634500	Supporto braccio super. risciacquo	Rinse upper arm support	Up to Ser. Nr.: 724
108	1	0L1462	5056A0700	Molla superiore risciacquo	Rinse upper spring	From Ser. Nr.: 725 Up to Ser. Nr.: 146
108	1	0L2517	5056A1H00	Molla superiore risciacquo	Rinse upper spring	From Ser. Nr.: 147
109	4	0L0929	544635300	Manopola	Knob	Up to Ser. Nr.: 724
110	1	049773	140066100	Tubo 25.5X36	Hose 25.5X36	
111	4	0E5118	W00524500	O-ring 17.3 X 2.4	O-ring 17.3 X 2.4	
112	1	0L0971	830634600	Supporto braccio superiore Duo	Duo upper arm support	Up to Ser. Nr.: 724
112	1	0L1464	5056A0900	Supporto braccio infer. risciacquo	Rinse lower arm support	From Ser. Nr.: 725 Up to Ser. Nr.: 146
112	1	0L2636	5056A1K00	Supporto braccio infer. risciacquo	Rinse lower arm support	From Ser. Nr.: 147
113a	1	0L0990	850656900	Boiler elettrico	Electrical boiler	Up to Ser. Nr.: : 851
113a	1	0L1955	850663700	Boiler elettrico	Electrical boiler	From Ser. Nr.: 852 Up to Ser. Nr.: 021
113a	1	0L0990	850656901	Boiler elettrico	Electrical boiler	From Ser. Nr.: 022
113b	1	0L1562	830649500	Boiler vapore	Steam boiler	Up to Ser. Nr.: : 851
113b	1	0L1960	850663600	Boiler vapore	Steam boiler	From Ser. Nr.: 852 Up to Ser. Nr.: 021
113b	1	0L1562	830649501	Boiler vapore	Steam boiler	From Ser. Nr.: 022
114	1	049863	569606600	Isolante boiler	Boiler insulation	
115	2	0L2551	518684F00	Fascetta 200-220/12 (INOX)	Clamp 200-220/12 (SS)	
116	1	0L0983	830639201	Tubo caricamento boiler	Boiler feeding pipe	Up to Ser. Nr.: 928
116	4m	048531	140066039	Tubo caricamento boiler	Boiler feeding pipe	From Ser. Nr.: 929

Risciacquo da 600, Circuito Idraulico Rinse from 600, Hydraulic circuit				ill. 652001p7	Grassetto = variazioni Bold Print = changes	
Pos.	Q.tà Q.ty	Cod.ric. Part No.	Cod. Fab. Fac. code	Descrizione	Description	Note Notes
117	1	0L0968	830634300	Supporto braccio infer. risciacquo	Rinse lower arm support	Up to Ser. Nr.: 724
117	1	0L1463	5056A0800	Molla inferiore risciacquo	Rinse lower spring	From Ser. Nr.: 725 Up to Ser. Nr.: 146
117	1	0L2518	5056A1J00	Molla inferiore risciacquo	Rinse lower spring	From Ser. Nr.: 147
119	1	0L0969	830634400	Supporto braccio inferiore Duo	Duo lower arm support	Up to Ser. Nr.: 724
119	1	0L1465	5056A1000	Molla inferiore Duo	Duo lower spring	From Ser. Nr.: 725 Up to Ser. Nr.: 146
119	1	0L2637	5056A1L00	Molla inferiore Duo	Duo lower spring	From Ser. Nr.: 147
121	1	0L0477	514694300	Portagomma 3/8" G	Hose holder 3/8" G	
122	1	0L2516	696618500	Elettrovalvola	Solenoid valve	
123	1	0L0899	507690601	Supporto elettrovalvola	Solenoid valve support	
124	1	0L0479	515655400	Nipplo 3/4-3/8"	Nipple 3/4-3/8"	
125	1	0L0178	549642800	Parzializzatore 20 l/min	Shutter 20 l/min	
126	1	049679	544628400	Raccordo a gomito 3/4"	Elbow fitting 3/4"	
127	5	047578	518604001	Fascetta 25-40/9	Clamp 25-40/9	
128	1	0L0937	544681500	Tubo aspirazione pompa Duo	Duo rinse suction pipe	
129	3	046878	518602701	Fascetta 35-50/9	Clamp 35-50/9	
130	1	0L0938	544681600	Raccordo di scarico 1 1/2	Drain fitting 1 1/2	
131	1	0L0931	544635800	Tubo troppopieno	Overflow hose	
132		049287	140066043	Tubo 25.5x32	Hose 25.5x32	
133	1	0E5522	W00528200	Raccordo a T	T fitting	
134	1	072457	W00526300	Nipplo 3/4"-3/4"	Nipple 3/4"-3/4"	
135	1	0L0949	696616600	Elettrovalvola	Solenoid valve	
136	1	0L0906	514697701	Nipplo 1"-3/4"	Nipple 1"-3/4"	
137	2	0E2594	W00502900	Portagomma 3/4" x 25	Hose holder 3/4" x 25	
138	2	049888	518613100	Fascetta 12-22/9 (INOX)	Clamp 12-22/9 (Stainless steel)	From Ser. Nr.: 147
139	12	048126	518609801	Fascetta 12-22/9	Clamp 12-22/9	
140	1	0L0904	514696201	Troppopieno	Overflow	
142	1	0L0947	611630600	Pompa Duo	Duo pump	
143	1	0L1384	611634600	Pompa risciacquo	Rinse pump	
144		048531	140066039	Tubo 12X19.5 mm	Hose 12X19.5 mm	
145	2	049332	544625400	Valvola DVGW	DVGW valve	Up to Ser. Nr.: 835
145	2	0L1892	544685800	Valvola DVGW	DVGW valve	From Ser. Nr.: 836
146	1	048308	542604901	Trappola d'aria	Air trap	
147	1	049268	544623800	Dado M14x1.5	Nut M14x1.5	
148	1	068642	246035800	O-ring 2.62x15.54	O-ring 2.62x15.54	
149	1	0L0900	509610601	Air gap	Air gap	Up to Ser. Nr.: 616
149	1	0L1174	509610602	Air gap	Air gap	From Ser. Nr.: 617
149	1	0L1174	509610602	Air gap	Air gap	Up to Ser Nr: 4501
149	1		83065F900	Air gap	Air gap	From Ser. Nr: 4511
150	1	0L0988	830642900	Tubo scarico CU	CU drain hose	
151	1	0L0987	830642800	Tubo alimentazione CU	CU feeding hose	
152	1	0E5518	W00103300	Mozzo per filtro	Filter hub	
153	1	0E5186	W00108901	Filtro	Filter	
154	1	0L1277	543633300	O-ring 26.58X3.53	O-ring 26.58X3.53	
155	1	0L0040	514692200	Portagomma 1/2"	Hose holder 1/2"	
156	1	0L1351	514600200	Rubinetto	Gate valve	

Risciacquo da 600, Circuito Idraulico				ill. 652001p7		Grassetto = variazioni
Rinse from 600, Hydraulic circuit						Bold Print = changes
Pos.	Q.tà Q.ty	Cod.ric. Part No.	Cod. Fab. Fac. code	Descrizione	Description	Note Notes
157	1	0L0946	611630400	Motore ventola CU	CU fan motor	
158	1	0L0952	800668201	Supporto motore	Motor support	Up to Ser. Nr: 5141
158	1	0L3569	541618H00	Supporto motore	Motor support	From Ser Nr: 5151
158	1	0L3569	541618H00	Supporto motore	Motor support	Up to Ser Nr: 6261
158	1	0L3765	83065P200	Supporto motore	Motor support	From Ser Nr: 6271
159	1	0L0941	549644900	Ventola CU	CU fan	
160	1	0L0902	511620000	Scambiatore aria-acqua	Water-air heat exchanger	Up to Ser. Nr: 5141
160	1	0L3573	511621200	Scambiatore aria-acqua	Water-air heat exchanger	From Ser Nr: 5151
161	1	0L1132	673608302	Scheda sensore pressione	Air break pressure sensor	Up to Ser. Nr: 4501
161	1	0L2845	673611M00	Scheda sensore pressione	Air break pressure sensor	From Ser Nr: 4511
162	1	0L1530	544681701	Riduzione tubo	Mec pressure sensor plug	Up to Ser. Nr.: 835
163	1	049904	544633000	Tubo pressostato	Pressure sensor hose	Up to Ser. Nr.: 835
164	1	0L1909	544685A00	Tubo trappola d'aria	Air trap hose	Up to Ser. Nr: 4501
164	1	0L3088	544688D00	Tubo trappola d'aria	Air trap hose	From Ser. Nr: 4511
165	1	0L3302	5056A2M01	Supporto sensore di pressione	Air sensor support	From Ser Nr: 4511
168	3	0L0082	518613000	Fascetta 7.3-7.8	Clamp 7.3-7.8	Up to Ser. Nr.: 835
168	2	0L0083	518613800	Fascetta 9.9-9.3	Clamp 7.3-7.8	From Ser. Nr.:4511
169	0.15m	0L1577	544630001	Tubo	Hose	Up to Ser. Nr.: 835
170	4	0L1560	543633500	Guarnizione	Gasket	Up to Ser. Nr.: 019
170	4	0L2236	543633L00	Guarnizione	Gasket	From Ser. Nr.: 020
171	2	0L1561	543633600	O-ring 29.82X2.62	O-ring 29.82X2.62	
172	2	0E5056	W00525500	Dado 3/4"	Nut 3/4"	
173	1	0L1599	5046A4100	Flangia	Flange	
174	1	0L1559	543633401	Guarnizione	Gasket	
175	1	0L1554	515663800	Serpentina vapore	Steam coil	
176	1	072457	W00526300	Nipplo	Nipple	
177	1	0L1481	696617600	Elettrovalvola vapore	Steam solenoid valve	
178	2	0L1558	515664500	Tubo	Hose	
179	1	0E0153	W00513200	Scaricatore di condensa	Steam drain	
180	1	0E3080	W00502600	Raccordo	Fitting	
181	1	0TH077	218574005	Dado M6	Nut M6	From Ser. Nr.: 147
182	1	0L2413	217014145	Vite M6X16mm	Bolt M6X16mm	From Ser. Nr.: 147
183	1	0L3493	5146A8100	Tappo a calotta	Plug	From Ser Nr:4511
184	1	0L2305	543633X00	OR 3062 3.62x15.54	OR 3062 3.62x15.54	From Ser Nr:4511
185	1	0H2610	W00525300	Dado esagonale 1/4"	Hex nut 1/4"	From Ser Nr:4511
186	1	0L2045	544685B00	Tubo aspirazione pompa risciacquo	Hose suction rinse pump	From Ser Nr:4511
187	1	0L3570	543635S00	Guarnizione motore CU	CU motor gasket	From Ser Nr: 5151
188	1	0L0689	140036014	Guarnizione supporto motore CU	Gasket for CU motor support	From Ser Nr: 5151
189	1	0L3567	83065D800	Base supporto CU	Bracket for CU support	From Ser Nr: 5151
190	1	0L3568	83065D901	Sostegno per supporto CU	Bracket for CU support	From Ser Nr: 5151
191	1	0L3560	5046AB901	Coperchio CU	Top CU cover	From Ser Nr: 5151
192	1	0L3566	83065D600	Supporto CU	CU support	From Ser Nr: 5151
193	1	0L3561	83065DD01	Copertura posteriore CU	Back CU cover	From Ser Nr: 5151



III. 652001p8A

Lavaggio da 1165, Circuito Idraulico/ Wash from 1165, Hydraulic circuit

Da Ser.Nr./From Ser.nr.: 544

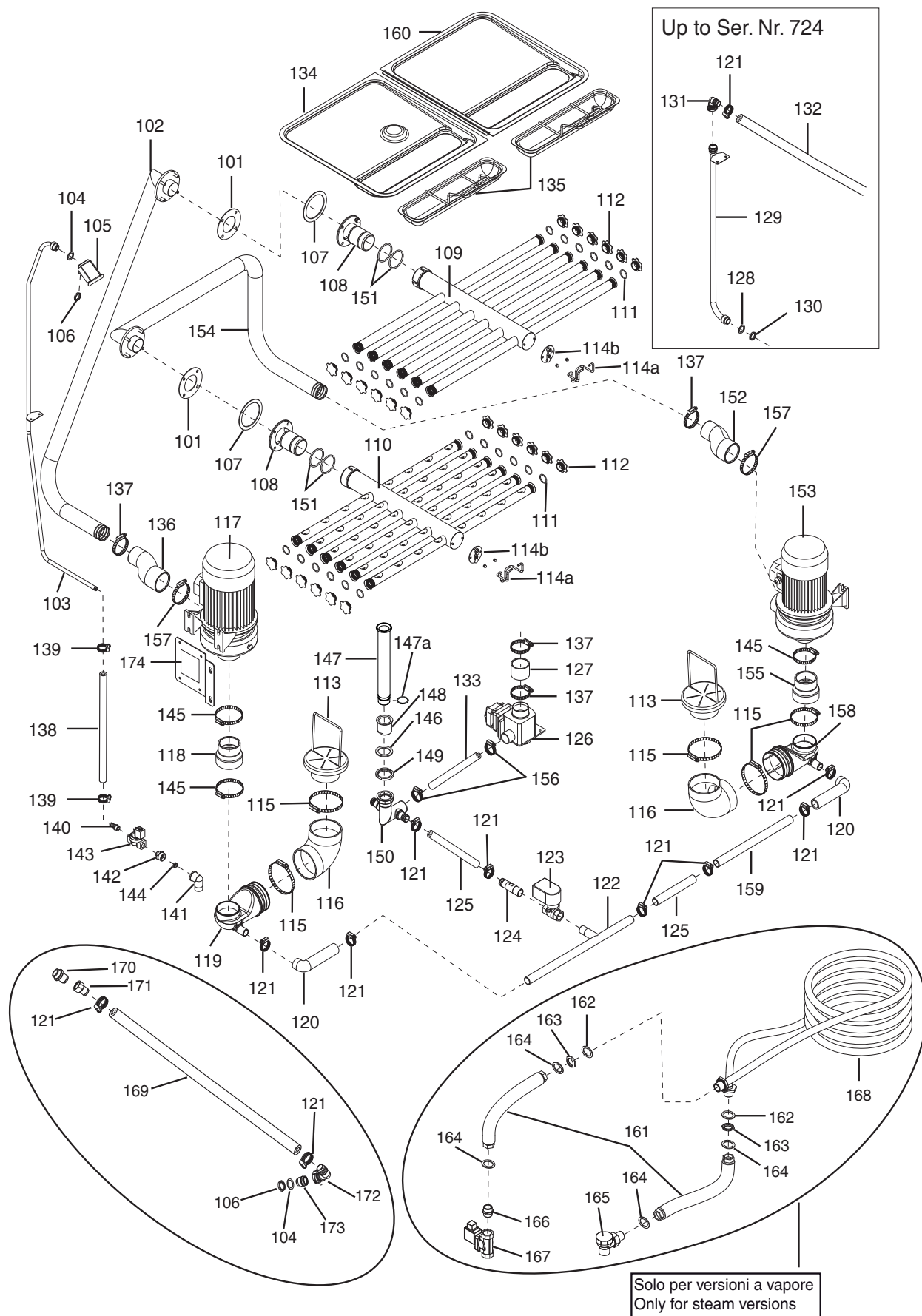
Page: 27 Ed. 2015-06

Doc. Nr.: 6-52 001

Lavaggio da 1165, Circuito Idraulico Wash from 1165; Hydraulic circuit				ill. 652001p8A		Grassetto = variazioni Bold Print = changes
Pos.	Q.tà Q.ty	Cod.ric. Part No.	Cod. Fab. Fac. code	Descrizione	Description	Note Notes
101	2	0L0919	543629400	Guarnizione	Gasket	
102	1	0L0957	830632601	Tubo lavaggio	Wash pipe	Up to Ser. Nr.: 616
102	1	0L1187	830632603	Tubo lavaggio	Wash pipe	From Ser. Nr.: 617
103	1	0L0981	830637801	Tubo caricamento vasca	Tank feeding pipe	Up to Ser. Nr.: 928
103	1	0L1508	830649701	Tubo caricamento vasca	Tank feeding pipe	From Ser. Nr.: 929
104	1	0E5122	W00500800	Guarnizione	Gasket	Up to Ser.Nr.: 045
104	1	0L2402	569608800	Guarnizione	Gasket	From Ser.Nr.: 046
105	1	0E5848	RT0011900	Paraspruzzi ingresso	Inlet splashguard	
106	2	0L4406	218300100	Dado 1/2" G	Nut 1/2" G	
107	2	0L0923	543632400	O-ring 65.09x3.53	O-ring 65.09x3.53	
108	2	0L0961	830633100	Innesto bracci lavaggio	Wash arms fitting	Up to Ser. Nr.: 616
108	2	0L1188	830633101	Innesto bracci lavaggio	Wash arms fitting	From Ser. Nr.: 617
109	1	0L0965	830633502	Braccio lavaggio	Washing arm	Right machine Up to Ser. Nr.: 810
109	1	0L1751	830654500	Braccio lavaggio	Washing arm	Right machine From Ser. Nr.: 811
109	1	0L1751	830654500	Braccio lavaggio	Washing arm	Right machine Up to Ser. Nr.: 5051
109	1	0L3475	83065FY00	Braccio lavaggio	Washing arm	Right machine From Ser. Nr.: 5061
109	1	0L0965	830633402	Braccio lavaggio	Washing arm	Left machine Up to Ser. Nr.: 810
109	1	0L1751	830654500	Braccio lavaggio	Washing arm	Left machine From Ser. Nr.: 811
109	1	0L1751	830654500	Braccio lavaggio	Washing arm	Left machine Up to Ser. Nr.: 5051
109	1	0L3475	83065FY00	Braccio lavaggio	Washing arm	Left machine From Ser. Nr.: 5061
110	1	0L0964	830633402	Braccio lavaggio	Washing arm	Right machine Up to Ser. Nr.: 810
110	1	0L1750	830654400	Braccio lavaggio	Washing arm	Right machine From Ser. Nr.: 811
110	1	0L1750	830654400	Braccio lavaggio	Washing arm	Right machine Up to Ser. Nr.: 5051
110	1	0L3476	83065FZ00	Braccio lavaggio	Washing arm	Right machine From Ser. Nr.: 5061
110	1	0L0964	830633502	Braccio lavaggio	Washing arm	Left machine Up to Ser. Nr.: 810
110	1	0L1750	830654400	Braccio lavaggio	Washing arm	Left machine From Ser. Nr.: 811
110	1	0L1750	830654400	Braccio lavaggio	Washing arm	Left machine Up to Ser. Nr.: 5051
110	1	0L3476	83065FZ00	Braccio lavaggio	Washing arm	Left machine From Ser. Nr.: 5061
111	24	0L0922	543632300	O-ring 26,65x2,62	O-ring 26,65x2,62	
112	24	0L0978	830637000	Tappo	Plug	Up to Ser. Nr.: 810
112	24	0L1711	541617400	Tappo	Plug	From Ser. Nr.: 811
113	1	0L0951	800666601	Filtro aspirazione	Suction filter	
114a	2	0L0905	514697101	Aggancio bracci	Arms lock	Up to Ser. Nr.: 928
114a	2	0L2087	5146A2I00	Aggancio bracci	Arms lock	From Ser. Nr.: 929
114b	2	0L1370	800669401	Coperchio aggancio bracci	Arms coupling cover	

Lavaggio da 1165, Circuito Idraulico Wash from 1165; Hydraulic circuit				ill. 652001p8A		Grassetto = variazioni Bold Print = changes
Pos.	Q.tà Q.ty	Cod.ric. Part No.	Cod. Fab. Fac. code	Descrizione	Description	Note Notes
115	2	0L0915	518682700	Fascetta 100-120	Clamp 100-120	
116	1	0L0930	544635700	Manicotto aspirazione pompa	Pump suction hose	
117	1	0L0942	611629800	Pompa	Pump	Up to Ser. Nr.: 3241
117	1	0L3037	611637R00	Pompa	Pump	From Ser. Nr.: 3251
118	1	0L0932	544639500	Manicotto aspirazione	Suction hose	Up to Ser. Nr.: 3241
118	1	0L0924	544629200	Manicotto aspirazione	Suction hose	From Ser. Nr.: 3251
119	1	0L0928	544635200	Collettore aspirazione	Suction manifold	
120	1	049880	544631300	Manicotto aspirazione	Suction hose	
121	6	047578	518604001	Fascetta 25-40	Clamp 25-40	
122	1	0L0910	515660200	Tubo a gomito	Elbow pipe	
123	1	0L0949	696616600	Elettrovalvola	Solenoid valve	
124	1	0L0912	515660400	Tubo 26.9X2	Pipe 26.9X2	
125		049287	140066043	Tubo 25.5X3.75	Pipe 25.5X3.75	
126	1	0L2506	696618600	Elettrovalvola di scarico	Drain solenoid valve	
127	1	0L0934	544639900	Manicotto scarico vasca	Tank drain hose	
128	1	0E5122	W00500800	Guarnizione	Gasket	Up to Ser. Nr.: 724
129	1	0L0986	830641700	Tubo ingresso detergente	Detergent inlet pipe	Up to Ser. Nr.: 724
130	1	0E5424	W00525400	Dado 1/2"	Nut 1/2"	Up to Ser. Nr.: 724
131	1	0L0918	541613400	Raccordo innesto	Plug fitting	Up to Ser. Nr.: 724
132	1	0L0940	544683200	Tubo 20x3	Hose 20x3	Up to Ser. Nr.: 724
133	1	0L0939	544683100	Tubo 40x5	Hose 40x5	
134	1	0L0892	504694300	Filtro vasca	Tank filter	
135	1	0L0973	830634900	Filtro a cestello	Basket filter	
136	1	0L0936	544640100	Manicotto mandata	Delivery hose	Up to Ser. Nr.: 1324
136	1	0L1267	544683300	Manicotto mandata	Delivery hose	From Ser. Nr.: 1325
137	2	046855	518602801	Fascetta 50-70	Clamp 50-70	
138		048531	140066039	Tubo 11.5x19.5	Hose 11.5x19.5	Up to Ser. Nr.: 045
138	1m	049379	140066047	Tubo 11.5x19.5	Hose 11.5x19.5	From Ser. Nr.: 046
139	2	048126	518609801	Fascetta 12-22	Clamp 12-22	
140	1	0L0477	514694300	Portagomma 3/8" G	Hose holder 3/8" G	
141	1	049679	544628400	Raccordo a gomito 3/4"	Elbow fitting 3/4"	
142	1	0L0479	515655400	Nipplo 3/4"-3/8" G	Nipple 3/4"-3/8" G	
143	1	0L2516	696618500	Elettrovalvola	Solenoid valve	
144	1	0L0178	549642800	Parzializzatore 20 l/min	Shutter 20 l/min	
145	2	0L0914	518682600	Fascetta 80-100	Clamp 80-100	
146	1	065506	246037900	O-ring 42.86x3.53	O-ring 42.86x3.53	
147	1	0L0908	515657800	Troppopieno	Overflow	Up to Ser. Nr.: 712
147	1	0L1430	515657801	Troppopieno	Overflow	From S. Nr. 713
						Up to S. Nr. 019
147	1	0L2295	830657300	Troppopieno + o-ring	Overflow + o-ring	From Ser. Nr.: 020
147a	1	0L2359	543634100	O-ring per troppopieno	O-ring for overflow	
148	1	075624	511607200	Piletta di scarico	Drain	
149	1	066079	215190400	Dado 1 1/2"	Nut 1 1/2"	
150	1	0L0953	805659801	Collettore scarco lavaggio	Wash drain manifold	
151	4	0L1276	543633200	O-ring 0500-30 50X3	O-ring 0500-30 50X3	
156	2	0L0193	518614400	Fascetta 40-60	Clamp 40-60	
157	1	046853	518602901	Fascetta 60-80	Clamp 60-80	
158	1	0L1185	5026A3000	Parzializzatore M1165	Shutter M1165	From Ser. Nr.: 617
159	1	0L1189	219065212	Anello 52 UNI 7437	Ring 52 UNI 7437	From Ser. Nr.: 617

Lavaggio da 1165, Circuito Idraulico Wash from 1165; Hydraulic circuit				ill. 652001p8A	Grassetto = variazioni Bold Print = changes	
Pos.	Q.tà Q.ty	Cod.ric. Part No.	Cod. Fab. Fac. code	Descrizione	Description	Note Notes
161	2	0L1557	515664100	Tubo	Hose	
162	2	0L1561	543633600	O-ring 29.82X2.62	O-ring 29.82X2.62	
163	2	0E5056	W00525500	Dado 3/4"	Nut 3/4"	
164	4	0L1560	543633500	Guarnizione	Gasket	Up to Ser. Nr.: 019
164	4	0L2236	543633L00	Guarnizione	Gasket	From Ser. Nr.: 020
165	1	0E0153	W00513200	Scaricatore di condensa	Steam drain	
166	1	072457	W00526300	Nipplo	Nipple	
167	1	0L1481	696617600	Elettrovalvola vapore	Steam solenoid valve	
168	1	0L1571	515662800	Serpentina vapore	Steam coil	
169	0.8 mt	0L2426	140600300	Tubo 20x3	Hose 20x3	Only for 140 From Ser. Nr.: 046
169	1.4 mt	0L2426	140600300	Tubo 20x3	Hose 20x3	Only for 180 From Ser. Nr.: 046
169	2.1 mt	0L2426	140600300	Tubo 20x3	Hose 20x3	Only for 250 From Ser. Nr.: 046
170	1	0L2423	5146A3B00	Portagomma G 1/2" M	Hose holder G 1/2" M	From Ser. Nr.: 046
171	1	0L2424	5146A3C00	Portagomma G 1/2" F	Hose holder G 1/2" F	From Ser. Nr.: 046
172	1	0L0918	541613400	Raccordo a gomito	Elbow fitting	From Ser. Nr.: 046
173	1	0L2425	5146A0100	Raccordo	Fitting	From Ser. Nr.: 046
174	1	0L3456	5046A8U00	Pomp bracket	Supporto pompa	From Ser. Nr.: 3125



III. 652001p9

Lavaggio da 1490, Circuito Idraulico/ Wash from 1490, Hydraulic circuit

Da Ser.Nr./From Ser.nr.: 544

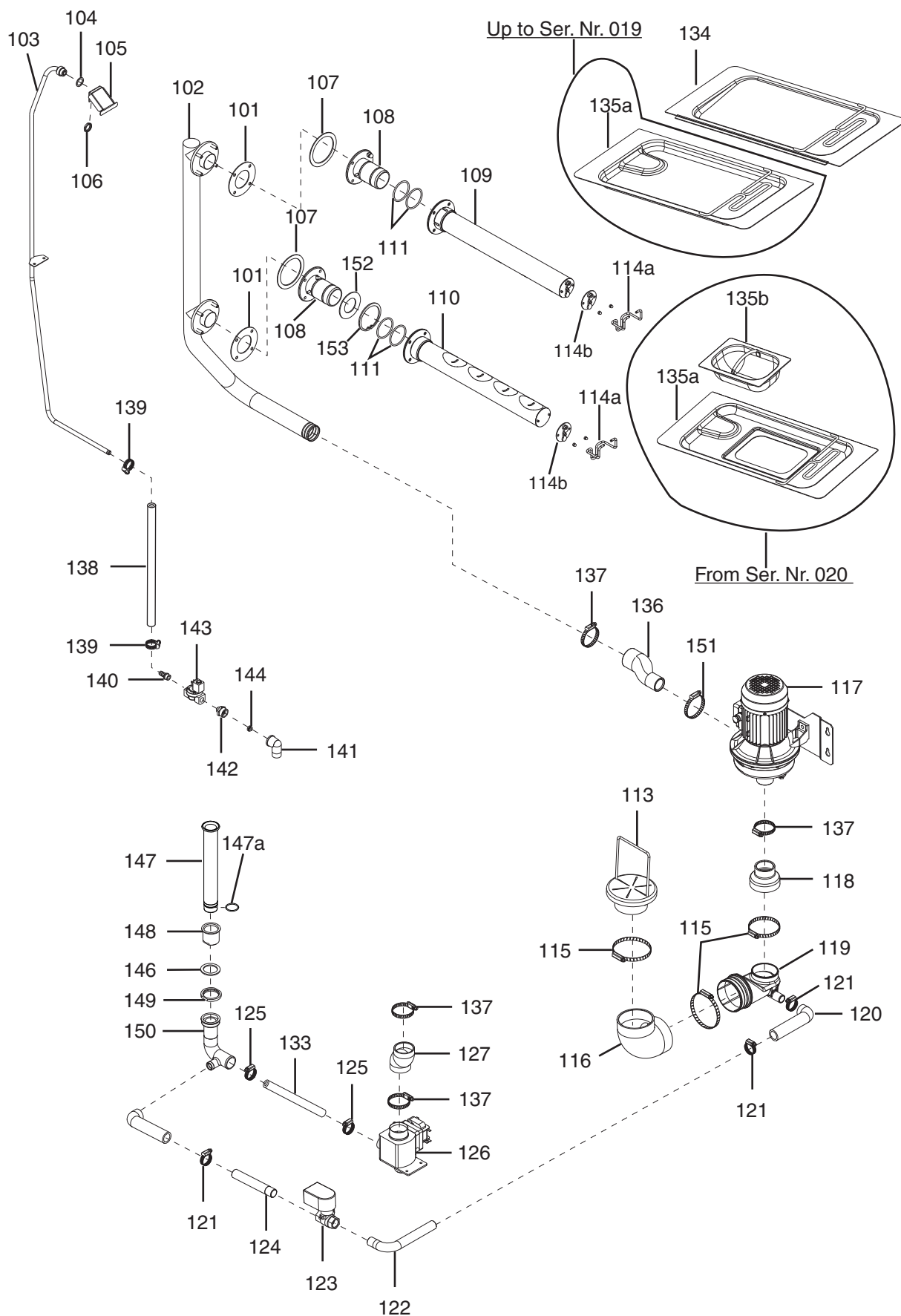
Page: 31 Ed. 2015-06

Doc. Nr.: 6-52 001

Lavaggio da 1490, Circuito Idraulico Wash from 1490; Hydraulic circuit				ill. 652001p9		Grassetto = variazioni Bold Print = changes
Pos.	Q.tà Q.ty	Cod. ric. Part No.	Cod. Fab. Fac. code	Descrizione	Description	Note Notes
101	2	0L0919	543629400	Guarnizione	Gasket	
102	1	0L0960	830632902	Tubo lavaggio superiore	Upper wash pipe	
103	1	0L0981	830637801	Tubo caricamento vasca	Tank feeding pipe	Up to Ser. Nr.: 928
103	1	0L1508	830649701	Tubo caricamento vasca	Tank feeding pipe	From Ser. Nr.: 929
104	1	0E5122	W00500800	Guarnizione	Gasket	Up to Ser.Nr.: 045
104	1	0L2402	569608800	Guarnizione	Gasket	From Ser.Nr.: 046
105	1	0E5848	RT0011900	Paraspruzzi ingresso	Inlet splashguard	
106	2	0L4406	218300100	Dado 1/2" G	Nut 1/2" G	
107	2	0L0923	543632400	O-ring 65.09x3.53	O-ring 65.09x3.53	
108	2	0L0961	830633100	Innesto bracci lavaggio	Wash arms fitting	Up to Ser. Nr.: 616
108	2	0L1188	830633101	Innesto bracci lavaggio	Wash arms fitting	From Ser. Nr.: 617
109	1	0L0963	830633302	Braccio lavaggio	Washing arm	Right machine Up to Ser. Nr.: 810
109	1	0L1749	830654300	Braccio lavaggio	Washing arm	Right machine From Ser. Nr.: 811
109	1	0L1749	830654300	Braccio lavaggio	Washing arm	Right machine Up to Ser. Nr.: 5051
109	1	0L3477	83065G000	Braccio lavaggio	Washing arm	Right machine From Ser. Nr.: 5061
109	1	0L0963	830633202	Braccio lavaggio	Washing arm	Left machine Up to Ser. Nr.: 810
109	1	0L1749	830654200	Braccio lavaggio	Washing arm	Left machine From Ser. Nr.: 811
109	1	0L1749	830654300	Braccio lavaggio	Washing arm	Left machine Up to Ser. Nr.: 5051
109	1	0L3477	83065G000	Braccio lavaggio	Washing arm	Left machine From Ser. Nr.: 5061
110	1	0L0962	830633202	Braccio lavaggio	Washing arm	Right machine Up to Ser. Nr.: 810
110	1	0L1748	830654200	Braccio lavaggio	Washing arm	Right machine From Ser. Nr.: 811
110	1	0L1748	830654200	Braccio lavaggio	Washing arm	Right machine Up to Ser. Nr.: 5051
110	1	0L3478	83065G100	Braccio lavaggio	Washing arm	Right machine From Ser. Nr.: 5061
110	1	0L0962	830633302	Braccio lavaggio	Washing arm	Left machine Up to Ser. Nr.: 810
110	1	0L1748	830654300	Braccio lavaggio	Washing arm	Left machine From Ser. Nr.: 811
110	1	0L1748	830654200	Braccio lavaggio	Washing arm	Left machine Up to Ser. Nr.: 5051
110	1	0L3478	83065G100	Braccio lavaggio	Washing arm	Left machine From Ser. Nr.: 5061
111	24	0L0922	543632300	O-ring 26,65x2,62	O-ring 26,65x2,62	
112	24	0L0978	830637000	Tappo	Plug	Up to Ser. Nr.: 810
112	24	0L1711	541617400	Tappo	Plug	From Ser. Nr.: 811
113	1	0L0951	800666601	Filtro aspirazione	Suction filter	

Lavaggio da 1490, Circuito Idraulico Wash from 1490; Hydraulic circuit				ill. 652001p9		Grassetto = variazioni Bold Print = changes
Pos.	Q.tà Q.ty	Cod.ric. Part No.	Cod. Fab. Fac. code	Descrizione	Description	Note Notes
114a	2	0L0905	514697101	Aggancio bracci	Arms lock	Up to Ser. Nr.: 928
114a	2	0L2087	5146A2I00	Aggancio bracci	Arms lock	From Ser. Nr.: 929
114b	2	0L1370	800669401	Coperchio aggancio bracci	Arms coupling cover	
115	2	0L0915	518682700	Fascetta 100-120	Clamp 100-120	
116	2	0L0930	544635700	Manicotto aspirazione pompa	Pump suction hose	
117	1	0L0942	611629800	Pompa	Pump	Up to Ser. Nr.: 3241
117	1	0L3037	611637R00	Pompa	Pump	From Ser. Nr.: 3251
118	1	0L0932	544639500	Manicotto aspirazione	Suction hose	Up to Ser. Nr.: 3241
118	1	0L0924	544629200	Manicotto aspirazione	Suction hose	From Ser. Nr.: 3251
119	1	0L0928	544635200	Collettore aspirazione sinistro	Left suction manifold	
120	1	049880	544631300	Manicotto aspirazione	Suction hose	
121	10	047578	518604001	Fascetta 25-40	Clamp 25-40	
122	1	0L0913	515660600	Tubo a T	T pipe	
123	1	0L0949	696616600	Elettrovalvola	Solenoid valve	
124	1	0L0912	515660400	Tubo 26.9X2	Pipe 26.9X2	
125		049287	140066043	Tubo 25.5X3.75	Pipe 25.5X3.75	
126	1	0L2506	696618600	Elettrovalvola di scarico	Drain solenoid valve	
127	1	0L0934	544639900	Manicotto scarico vasca	Tank drain hose	
128	1	0E5122	W00500800	Guarnizione	Gasket	Up to Ser. Nr.: 724
129	1	0L0986	830641700	Tubo ingresso detergente	Detergent inlet pipe	Up to Ser. Nr.: 724
130	1	0E5424	W00525400	Dado 1/2"	Nut 1/2"	Up to Ser. Nr.: 724
131	1	0L0918	541613400	Raccordo innesto	Plug fitting	Up to Ser. Nr.: 724
132	1	0L0940	544683200	Tubo 20x3	Hose 20x3	Up to Ser. Nr.: 724
133	1	0L0939	544683100	Tubo 40x5	Hose 40x5	
134	1	0L0894	504694600	Filtro vasca sinistro	Left tank filter	
135	2	0L0972	830634800	Filtro a cestello	Basket filter	
136	1	0L0936	544640100	Manicotto mandata	Delivery hose	Up to Ser. Nr.: 1324
136	1	0L1267	544683300	Manicotto mandata	Delivery hose	From Ser. Nr.: 1325
137	2	046855	518602801	Fascetta 50-70	Clamp 50-70	
138		048531	140066039	Tubo 11.5x19.5	Hose 11.5x19.5	Up to Ser. Nr.: 045
138	1m	049379	140066047	Tubo 11.5x19.5	Hose 11.5x19.5	From Ser. Nr.: 046
139	2	048126	518609801	Fascetta 12-22	Clamp 12-22	
140	1	0L0477	514694300	Portagomma 3/8" G	Hose holder 3/8" G	
141	1	049679	544628400	Raccordo a gomito 3/4"	Elbow fitting 3/4"	
142	1	0L0479	515655400	Nipplo 3/4"-3/8" G	Nipple 3/4"-3/8" G	
143	1	0L2516	696618500	Elettrovalvola	Solenoid valve	
144	1	0L0178	549642800	Parzializzatore 20 l/min	Shutter 20 l/min	
145	2	0L0914	518682600	Fascetta 80-100	Clamp 80-100	
146	1	065506	246037900	O-ring 42.86x3.53	O-ring 42.86x3.53	
147	1	0L0908	515657800	Troppopieno	Overflow	Up to Ser. Nr.: 712
147	1	0L1430	515657801	Troppopieno	Overflow	From S. Nr. 713
147	1	0L2295	830657300	Troppopieno + o-ring	Overflow + o-ring	Up to S. Nr. 019
147a	1	0L2359	543634100	O-ring per troppopieno	O-ring for overflow	From Ser. Nr.: 020
148	1	075624	511607200	Piletta di scarico	Drain	
149	1	066079	215190400	Dado 1 1/2"	Nut 1 1/2"	
150	1	0L0953	805659801	Collettore scarico lavaggio	Wash drain manifold	
151	4	0L1276	543633200	O-ring 0500-30 50X3	O-ring 0500-30 50X3	

Lavaggio da 1490, Circuito Idraulico Wash from 1490; Hydraulic circuit				ill. 652001p9	Grassetto = variazioni Bold Print = changes	
Pos.	Q.tà Q.ty	Cod. ric. Part No.	Cod. Fab. Fac. code	Descrizione	Description	Note Notes
152	1	0L0936	544640100	Manicotto mandata	Delivery hose	Up to Ser. Nr.: 019 From Ser. Nr.: 020
153	1	0L0943	611629902	Pompa	Pump	
154	1	0L0959	830632802	Tubo lavaggio inferiore	Lower wash pipe	
155	1	0L0924	544629200	Manicotto aspirazione	Suction hose	
156	2	0L0193	518614400	Fascetta 40-60	Clamp 40-60	
157	1	046853	518602901	Fascetta 60-80	Clamp 60-80	
158	1	0L0927	544635100	Collettore aspirazione destro	Right suction manifold	
159	1	0L0912	515660400	Tubo 26.9x2	Pipe 26.9x2	
160	1	0L0893	504694500	Filtro vasca destro	Right tank filter	
161	2	0L1557	515664100	Tubo	Hose	
162	2	0L1561	543633600	O-ring 29.82X2.62	O-ring 29.82X2.62	
163	2	0E5056	W00525500	Dado 3/4"	Nut 3/4"	
164	4	0L1560	543633500	Guarnizione	Gasket	
164	4	0L2236	543633L00	Guarnizione	Gasket	
165	1	0E0153	W00513200	Scaricatore di condensa	Steam drain	
166	1	072457	W00526300	Nipplo	Nipple	
167	1	0L1481	696617600	Elettrovalvola vapore	Steam solenoid valve	
169	0.9 mt	0L2426	140600300	Tubo 20x3	Hose 20x3	Only for 165 From Ser. Nr.: 046
169	1.5 mt	0L2426	140600300	Tubo 20x3	Hose 20x3	Only for 200 From Ser. Nr.: 046
169	2.4 mt	0L2426	140600300	Tubo 20x3	Hose 20x3	Only for 300 From Ser. Nr.: 046
170	1	0L2423	5146A3B00	Portagomma G 1/2" M	Hose holder G 1/2" M	From Ser. Nr.: 046
171	1	0L2424	5146A3C00	Portagomma G 1/2" F	Hose holder G 1/2" F	From Ser. Nr.: 046
172	1	0L0918	541613400	Raccordo a gomito	Elbow fitting	From Ser. Nr.: 046
173	1	0L2425	5146A0100	Raccordo	Fitting	From Ser. Nr.: 046
174	1	0L3456	5046A8U00	Pomp bracket	Supporto pompa	From Ser. Nr.: 3125



III. 652001p10A

Prelavaggio da 600, Circuito Idraulico/ Prewash from 600, Hydraulic circuit

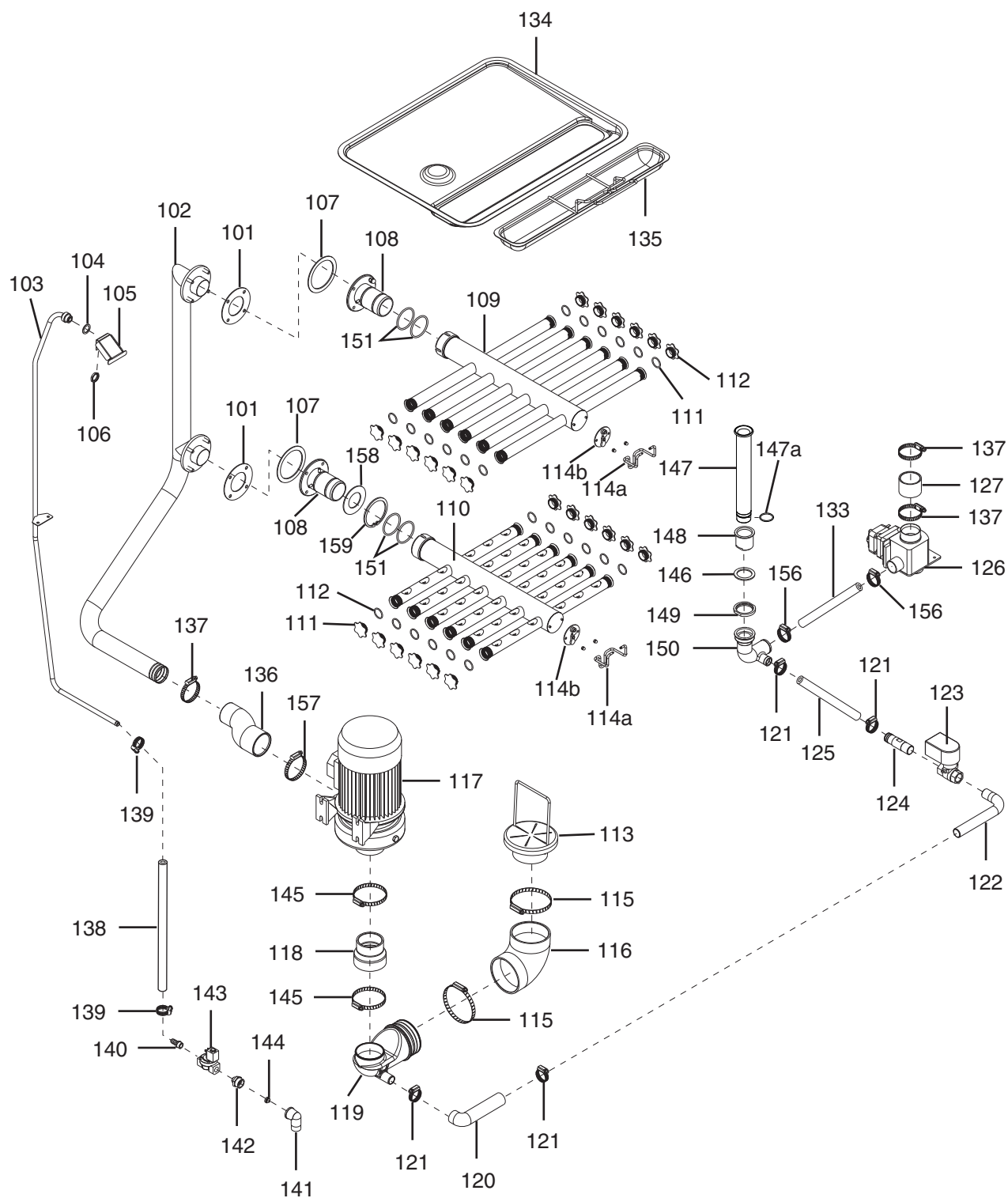
Da Ser.Nr./From Ser.nr.: 544

Page: 35 Ed. 2010-05

Doc. Nr.: 6-52 001

Prelavaggio da 600, Circuito Idraulico Prewash from 600, Hydraulic circuit				ill. 652001p10A		Grassetto = variazioni Bold Print = changes
Pos.	Q.tà Q.ty	Cod.ric. Part No.	Cod. Fab. Fac. code	Descrizione	Description	Note Notes
101	2	0L0919	543629400	Guarnizione	Gasket	Up to Ser. Nr.: 616 From Ser. Nr.: 617 Up to Ser. Nr.: 928 From Ser. Nr.: 929 Up to Ser.Nr.: 045 From Ser.Nr.: 046
102	1	0L0958	830632701	Tubo prelavaggio	Upper prewash pipe	
102	1	0L1186	830632703	Tubo lavaggio	Wash pipe	
103	1	0L0981	830637801	Tubo caricamento vasca	Tank feeding pipe	
103	1	0L1508	830649701	Tubo caricamento vasca	Tank feeding pipe	
104	1	0E5122	W00500800	Guarnizione	Gasket	
104	1	0L2402	569608800	Guarnizione	Gasket	
105	1	0E5848	RT0011900	Paraspruzzi ingresso	Inlet splashguard	
106	1	0E5424	W00525400	Dado 1/2" G	Nut 1/2" G	
107	2	0L0923	543632400	O-ring 65.09x3.53	O-ring 65.09x3.53	
108	2	0L0961	830633100	Innesto bracci prelavaggio	Prewash arms fitting	
108	2	0L1188	830633101	Innesto bracci prelavaggio	Prewash arms fitting	
109	1	0L0974	830635702	Braccio prelavaggio superiore	Upper prewashing arm	
109	1	0L3471	83065FS00	Braccio prelavaggio superiore	Upper prewashing arm	
110	1	0L0985	830641302	Braccio prelavaggio inferiore	Lower prewashing arm	Up to Ser. Nr.: 616 From Ser. Nr.: 617 Up to Ser Nr: 5051 From Ser Nr: 5061 Up to Ser Nr: 5051 From Ser Nr: 5061 Up to Ser. Nr.: 928 From Ser. Nr.: 929
110	1	0L3472	83065FV00	Braccio prelavaggio inferiore	Lower prewashing arm	
111	4	0L1276	543633200	O-ring 0500-30 50X3	O-ring 0500-30 50X3	
113	1	0L0951	800666601	Filtro aspirazione	Suction filter	
114a	2	0L0905	514697101	Aggancio bracci	Arms lock	
114a	2	0L2087	5146A2100	Aggancio bracci	Arms lock	
114b	2	0L1370	800669401	Coperchio aggancio bracci	Arms coupling cover	
115	2	0L0915	518682700	Fascetta 100-120	Clamp 100-120	
116	1	0L0930	544635700	Manicotto aspirazione pompa	Pump suction hose	
117	1	0L0944	611630001	Pompa	Pump	
118	1	0L0933	544639600	Manicotto aspirazione	Suction hose	
119	1	0L0927	544635100	Collettore aspirazione	Suction manifold	
120	2	049880	544631300	Manicotto aspirazione	Suction hose	Up to Ser. Nr.: 019 From Ser. Nr.: 020 From Ser. Nr.: 020 Up to Ser. Nr.: 045 From Ser. Nr.: 046
121	2	047578	518604001	Fascetta 25-40	Clamp 25-40	
122	1	0L0910	515660200	Tubo a gomito	Elbow pipe	
123	1	0L0949	696616600	Elettrovalvola	Solenoid valve	
124	1	0L0911	515660300	Tubo 26.9X2	Pipe 26.9X2	
125	2	0L0193	518614400	Fascetta 40-60	Clamp 40-60	
126	1	0L2506	696618600	Elettrovalvola di scarico	Drain solenoid valve	
127	1	0L0935	544640000	Manicotto scarico vasca	Tank drain hose	
133	1	0L0939	544683100	Tubo 40x5	Hose 40x5	
134	1	0L1167	830643401	Filtro inclinato vasca	Tank inclined filter	
135a	1	0L1166	830643300	Filtro piano vasca	Tank flat filter	
135a	1	0L2290	830656100	Filtro piano vasca	Tank flat filter	
135b	1	048252	830617602	Filtro cestello	Basket filter	
136	1	0L0926	544635000	Manicotto mandata	Delivery hose	Up to Ser. Nr.: 045 From Ser. Nr.: 046
137	4	046855	518602801	Fascetta 50-70	Clamp 50-70	
138		048531	140066039	Tubo 11.5x19.5	Hose 11.5x19.5	
138	1m	049379	140066047	Tubo 11.5x19.5	Hose 11.5x19.5	
139	2	048126	518609801	Fascetta 12-22	Clamp 12-22	
140	1	0L0477	514694300	Portagomma 3/8" G	Hose holder 3/8" G	
141	1	049679	544628400	Raccordo a gomito 3/4"	Elbow fitting 3/4"	
142	1	0L0479	515655400	Nipplo 3/4"-3/8" G	Nipple 3/4"-3/8" G	
143	1	0L2516	696618500	Elettrovalvola	Solenoid valve	
144	1	0L0178	549642800	Parzializzatore 20 l/min	Shutter 20 l/min	

Prelavaggio da 600, Circuito Idraulico Prewash from 600, Hydraulic circuit				ill. 652001p10A		Grassetto = variazioni Bold Print = changes
Pos.	Q.tà Q.ty	Cod.ric. Part No.	Cod. Fab. Fac. code	Descrizione	Description	Note Notes
146	1	065506	246037900	O-ring 42.86x3.53	O-ring 42.86x3.53	
147	1	0L0909	515657900	Troppopieno	Overflow	Up to S. Nr. 712
147	1	0L1431	515657902	Troppopieno	Overflow	From S. Nr. 713
						Up to S. Nr. 019
147	1	0L2296	830657400	Troppopieno	Overflow	From S. Nr. 020
147a	1	0L2359	543634100	O-ring per troppopieno	O-ring for overflow	
148	1	075624	511607200	Piletta di scarico	Drain	
149	1	066079	215190400	Dado 1 1/2"	Nut 1 1/2"	
150	1	0L0954	805659902	Collettore scarco prelavaggio	Prewash drain manifold	
151	1	046878	518602701	Fascetta 35-50	Clamp 35-50	
152	1	0L1184	5026A3100	Parzializzatore M600	Shutter M600	From Ser. Nr.: 617
153	1	0L1189	219065212	Anello 52 UNI 7437	Ring 52 UNI 7437	From Ser. Nr.: 617



III. 652001p11A

Prelavaggio da 1165, Circuito Idraulico/ Prewash from 1165, Hydraulic circuit

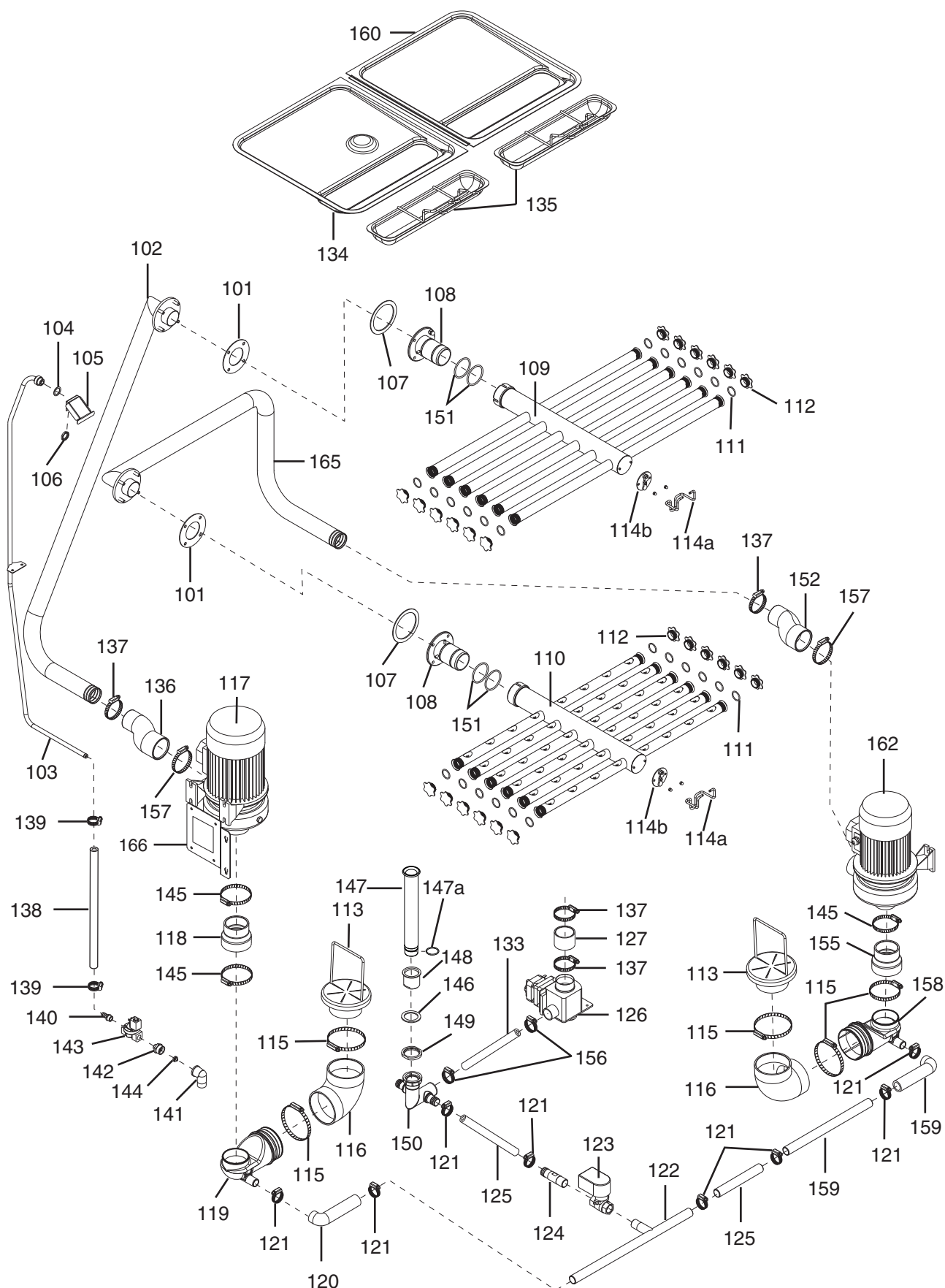
Da Ser.Nr./From Ser.nr.: 544

Page: 38 Ed. 2013-09

Doc. Nr.: 6-52 001

Prelavaggio da 1165, Circuito Idraulico				ill. 652001p11A variazioni		Grassetto =
Prewash from 1165, Hydraulic circuit						Bold Print = changes
Pos.	Q.tà Q.ty	Cod.ric. Part No.	Cod. Fab. Fac. code	Descrizione	Description	Note Notes
101	2	0L0919	543629400	Guarnizione	Gasket	
102	1	0L0957	830632601	Tubo prelavaggio	Preash pipe	Up to Ser. Nr.: 616
102	1	0L1187	830632603	Tubo prelavaggio	Prewash pipe	From Ser. Nr.: 617
103	1	0L0981	830637801	Tubo caricamento vasca	Tank feeding pipe	Up to Ser. Nr.: 928
103	1	0L1508	830649701	Tubo caricamento vasca	Tank feeding pipe	From Ser. Nr.: 929
104	1	0E5122	W00500800	Guarnizione	Gasket	Up to Ser.Nr.: 045
104	1	0L2402	569608800	Guarnizione	Gasket	From Ser.Nr.: 046
105	1	0E5848	RT0011900	Paraspruzzi ingresso	Inlet splashguard	
106	1	0E5424	W00525400	Dado 1/2" G	Nut 1/2" G	
107	2	0L0923	543632400	O-ring 65.09x3.53	O-ring 65.09x3.53	
108	2	0L0961	830633100	Innesto bracci prelavaggio	Prewash arms fitting	Up to Ser. Nr.: 616
108	2	0L1188	830633101	Innesto bracci prelavaggio	Prewash arms fitting	From Ser. Nr.: 617
109	1	0L0965	830633502	Braccio lavaggio	Washing arm	Right machine Up to Ser. Nr.: 810
109	1	0L1751	830654500	Braccio lavaggio	Washing arm	Right machine From Ser. Nr.: 811
109	1	0L1751	830654500	Braccio lavaggio	Washing arm	Right machine Up to Ser. Nr.: 5051
109	1	0L3475	83065FY00	Braccio lavaggio	Washing arm	Right machine From Ser. Nr.: 5061
109	1	0L0965	830633402	Braccio lavaggio	Washing arm	Left machine Up to Ser. Nr.: 810
109	1	0L1751	830654500	Braccio lavaggio	Washing arm	Left machine From Ser. Nr.: 811
109	1	0L1751	830654500	Braccio lavaggio	Washing arm	Left machine Up to Ser. Nr.: 5051
109	1	0L3475	83065FY00	Braccio lavaggio	Washing arm	Left machine From Ser. Nr.: 5061
110	1	0L0964	830633402	Braccio lavaggio	Washing arm	Right machine Up to Ser. Nr.: 810
110	1	0L1750	830654400	Braccio lavaggio	Washing arm	Right machine From Ser. Nr.: 811
110	1	0L1750	830654400	Braccio lavaggio	Washing arm	Right machine Up to Ser. Nr.: 5051
110	1	0L3476	83065FZ00	Braccio lavaggio	Washing arm	Right machine From Ser. Nr.: 5061
110	1	0L0964	830633502	Braccio lavaggio	Washing arm	Left machine Up to Ser. Nr.: 810
110	1	0L1750	830654500	Braccio lavaggio	Washing arm	Left machine From Ser. Nr.: 811
110	1	0L1750	830654400	Braccio lavaggio	Washing arm	Left machine Up to Ser. Nr.: 5051
110	1	0L3476	83065FZ00	Braccio lavaggio	Washing arm	Left machine From Ser. Nr.: 5061
111	24	0L0922	543632300	O-ring 26,65x2,62	O-ring 26,65x2,62	
112	24	0L0978	830637000	Tappo	Plug	Up to Ser. Nr.: 810
112	24	0L1711	541617400	Tappo	Plug	From Ser. Nr.: 811
113	1	0L0951	800666601	Filtro aspirazione	Suction filter	
114a	2	0L0905	514697101	Aggancio bracci	Arms lock	Up to Ser. Nr.: 928
114a	2	0L2087	5146A2I00	Aggancio bracci	Arms lock	From Ser. Nr.: 929

Prelavaggio da 1165, Circuito Idraulico Prewash from 1165, Hydraulic circuit				ill. 652001p11A	Grassetto = variazioni Bold Print = changes	
Pos.	Q.tà Q.ty	Cod.ric. Part No.	Cod. Fab. Fac. code	Descrizione	Description	Note Notes
114b	2	0L1370	800669401	Coperchio aggancio bracci	Arms coupling cover	
115	2	0L0915	518682700	Fascetta 100-120	Clamp 100-120	
116	1	0L0930	544635700	Manicotto aspirazione pompa	Pump suction hose	
117	1	0L0942	611629800	Pompa	Pump	Up to Ser. Nr.: 3241
117	1	0L3037	611637R00	Pompa	Pump	From Ser. Nr.: 3251
118	1	0L0932	544639500	Manicotto aspirazione	Suction hose	Up to Ser. Nr.: 3241
118	1	0L0924	544629200	Manicotto aspirazione	Suction hose	From Ser. Nr.: 3251
118	1	0L0932	544639500	Manicotto aspirazione	Suction hose	
119	1	0L0928	544635200	Collettore aspirazione	Suction manifold	
120	1	049880	544631300	Manicotto aspirazione	Suction hose	
121	4	047578	518604001	Fascetta 25-40	Clamp 25-40	
122	1	0L0910	515660200	Tubo a gomito	Elbow pipe	
123	1	0L0949	696616600	Elettrovalvola	Solenoid valve	
124	1	0L0912	515660400	Tubo 26.9X2	Pipe 26.9X2	
125		049287	140066043	Tubo 25.5X3.75	Pipe 25.5X3.75	
126	1	0L2506	696618600	Elettrovalvola di scarico	Drain solenoid valve	
127	1	0L0934	544639900	Manicotto scarico vasca	Tank drain hose	
133	1	0L0939	544683100	Tubo 40x5	Hose 40x5	
134	1	0L0892	504694300	Filtro vasca	Tank filter	
135	1	0L0973	830634900	Filtro a cestello	Basket filter	
136	1	0L0936	544640100	Manicotto mandata	Delivery hose	Up to Ser. Nr.: 1324
136	1	0L1267	544683300	Manicotto mandata	Delivery hose	From Ser. Nr.: 1325
137	2	046855	518602801	Fascetta 50-70	Clamp 50-70	
138		048531	140066039	Tubo 11.5x19.5	Hose 11.5x19.5	Up to Ser. Nr.: 045
138	1m	049379	140066047	Tubo 11.5x19.5	Hose 11.5x19.5	From Ser. Nr.: 046
139	2	048126	518609801	Fascetta 12-22	Clamp 12-22	
140	1	0L0477	514694300	Portagomma 3/8" G	Hose holder 3/8" G	
141	1	049679	544628400	Raccordo a gomito 3/4"	Elbow fitting 3/4"	
142	1	0L0479	515655400	Nipplo 3/4"-3/8" G	Nipple 3/4"-3/8" G	
143	1	0L2516	696618500	Elettrovalvola	Solenoid valve	
144	1	0L0178	549642800	Parzializzatore 20 l/min	Shutter 20 l/min	
145	2	0L0914	518682600	Fascetta 80-100	Clamp 80-100	
146	1	065506	246037900	O-ring 42.86x3.53	O-ring 42.86x3.53	
147	1	0L0908	515657800	Troppopieno	Overflow	Up to Ser. Nr.: 712
147	1	0L1430	515657801	Troppopieno	Overflow	From Ser. Nr.: 713
147	1	0L2295	830657300	Troppopieno + o-ring	Overflow + o-ring	Up to Ser. Nr.: 019
147a	1	0L2359	543634100	O-ring per troppopieno	O-ring for overflow	From Ser. Nr.: 020
148	1	075624	511607200	Piletta di scarico	Drain	
149	1	066079	215190400	Dado 1 1/2"	Nut 1 1/2"	
150	1	0L0953	805659801	Collettore scarico lavaggio	Wash drain manifold	
151	4	0L1276	543633200	O-ring 0500-30 50X3	O-ring 0500-30 50X3	
156	2	0L0193	518614400	Fascetta 40-60	Clamp 40-60	
157	1	046853	518602901	Fascetta 60-80	Clamp 60-80	
158	1	0L1185	5026A3000	Parzializzatore M1165	Shutter M1165	From Ser. Nr.: 617
159	1	0L1189	219065212	Anello 52 UNI 7437	Ring 52 UNI 7437	From Ser. Nr.: 617



ill. 652001p12

Prelavaggio da 1490, Circuito Idraulico/ Prewash from 1490, Hydraulic circuit

Da Ser.Nr./From Ser.nr.: 544

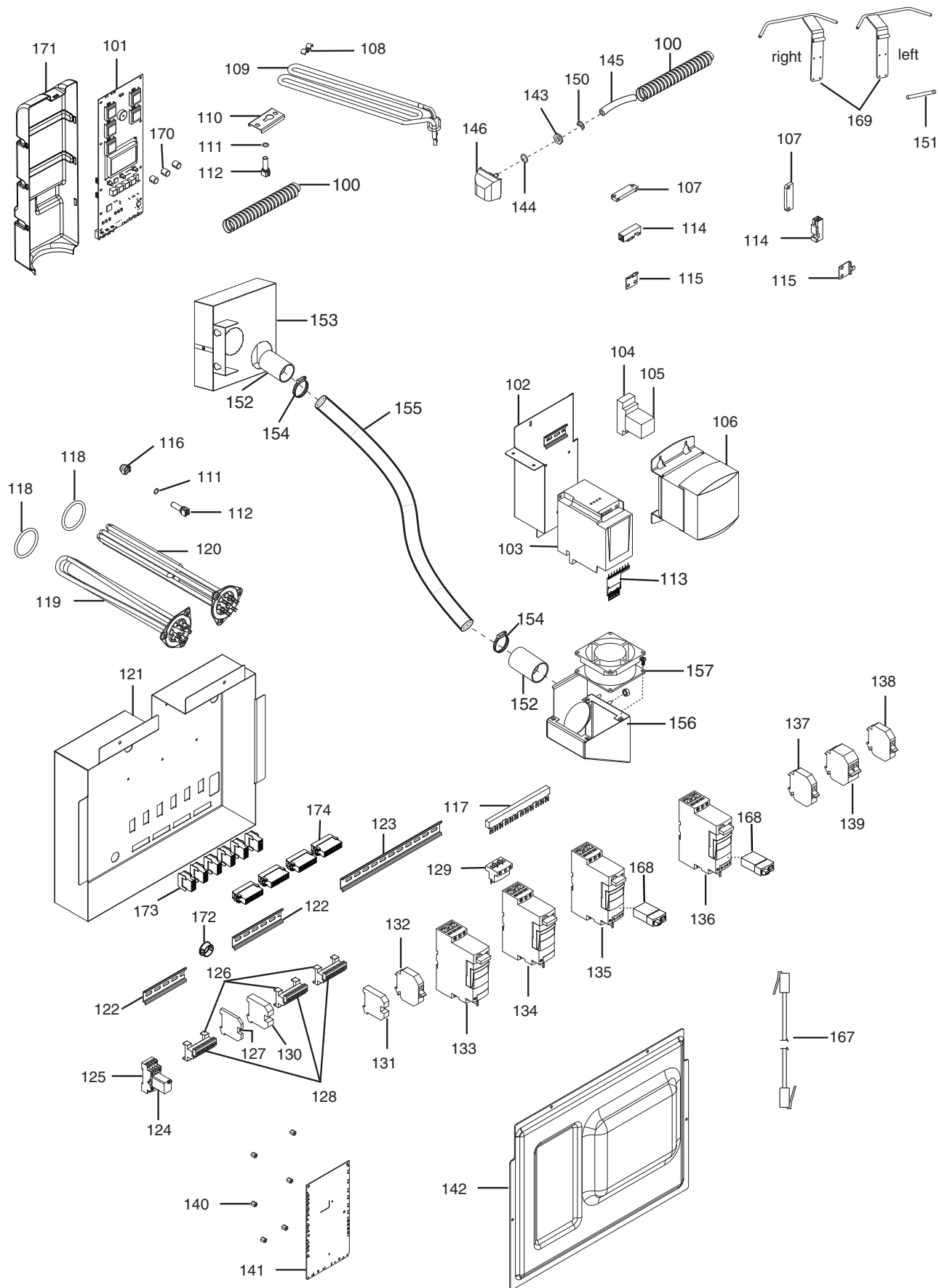
Page: 41 Ed. 2015-06

Doc. Nr.: 6-52 001

Prelavaggio da 1490, Circuito Idraulico Prewash from 1490, Hydraulic circuit				ill. 652001p12	Grassetto = variazioni Bold Print = changes	
Pos.	Q.tà Q.ty	Cod.ric. Part No.	Cod. Fab. Fac. code	Descrizione	Description	Note Notes
101	2	0L0919	543629400	Guarnizione	Gasket	
102	1	0L0960	830632902	Tubo prelavaggio superiore	Upper prewash pipe	
103	1	0L0981	830637801	Tubo caricamento vasca	Tank feeding pipe	Up to Ser. Nr.: 928
103	1	0L1508	830649701	Tubo caricamento vasca	Tank feeding pipe	From Ser. Nr.: 929
104	1	0E5122	W00500800	Guarnizione	Gasket	Up to Ser.Nr.: 045
104	1	0L2402	569608800	Guarnizione	Gasket	From Ser.Nr.: 046
105	1	0E5848	RT0011900	Paraspruzzi ingresso	Inlet splashguard	
106	1	0E5424	W00525400	Dado 1/2" G	Nut 1/2" G	
107	2	0L0923	543632400	O-ring 65.09x3.53	O-ring 65.09x3.53	
108	2	0L0961	830633100	Innesto bracci prelavaggio	Prewash arms fitting	Up to Ser. Nr.: 616
108	2	0L1188	830633101	Innesto bracci prelavaggio	Prewash arms fitting	From Ser. Nr.: 617
109	1	0L0963	830633302	Braccio lavaggio	Washing arm	Right machine Up to Ser. Nr.: 810
109	1	0L1749	830654300	Braccio lavaggio	Washing arm	Right machine From Ser. Nr.: 811
109	1	0L1749	830654300	Braccio lavaggio	Washing arm	Right machine Up to Ser. Nr.: 5051
109	1	0L3477	83065G000	Braccio lavaggio	Washing arm	Right machine From Ser. Nr.: 5061
109	1	0L0963	830633202	Braccio lavaggio	Washing arm	Left machine Up to Ser. Nr.: 810
109	1	0L1749	830654200	Braccio lavaggio	Washing arm	Left machine From Ser. Nr.: 811
109	1	0L1749	830654300	Braccio lavaggio	Washing arm	Left machine Up to Ser. Nr.: 5051
109	1	0L3477	83065G000	Braccio lavaggio	Washing arm	Left machine From Ser. Nr.: 5061
110	1	0L0962	830633202	Braccio lavaggio	Washing arm	Right machine Up to Ser. Nr.: 810
110	1	0L1748	830654200	Braccio lavaggio	Washing arm	Right machine From Ser. Nr.: 811
110	1	0L1748	830654200	Braccio lavaggio	Washing arm	Right machine Up to Ser. Nr.: 5051
110	1	0L3478	83065G100	Braccio lavaggio	Washing arm	Right machine From Ser. Nr.: 5061
110	1	0L0962	830633302	Braccio lavaggio	Washing arm	Left machine Up to Ser. Nr.: 810
110	1	0L1748	830654300	Braccio lavaggio	Washing arm	Left machine From Ser. Nr.: 811
110	1	0L1748	830654200	Braccio lavaggio	Washing arm	Left machine Up to Ser. Nr.: 5051
110	1	0L3478	83065G100	Braccio lavaggio	Washing arm	Left machine From Ser. Nr.: 5061
111	24	0L0922	543632300	O-ring 26,65x2,62	O-ring 26,65x2,62	
112	24	0L0978	830637000	Tappo	Plug	Up to Ser. Nr.: 810
112	24	0L1711	541617400	Tappo	Plug	From Ser. Nr.: 811
113	1	0L0951	800666601	Filtro aspirazione	Suction filter	

Prelavaggio da 1490, Circuito Idraulico Prewash from 1490, Hydraulic circuit				ill. 652001p12	Grassetto = variazioni Bold Print = changes	
Pos.	Q.tà Q.ty	Cod.ric. Part No.	Cod. Fab. Fac. code	Descrizione	Description	Note Notes
114a	2	0L0905	514697101	Aggancio bracci	Arms lock	Up to Ser. Nr.: 928 From Ser. Nr.: 929
114a	2	0L2087	5146A2I00	Aggancio bracci	Arms lock	
114b	2	0L1370	800669401	Coperchio aggancio bracci	Arms coupling cover	Up to Ser. Nr.: 3241 From Ser. Nr.: 3251 Up to Ser. Nr.: 3241 From Ser. Nr.: 3251
115	2	0L0915	518682700	Fascetta 100-120	Clamp 100-120	
116	1	0L0930	544635700	Manicotto aspirazione pompa	Pump suction hose	
117	1	0L0942	611629800	Pompa	Pump	
117	1	0L3037	611637R00	Pompa	Pump	
118	1	0L0932	544639500	Manicotto aspirazione	Suction hose	
118	1	0L0924	544629200	Manicotto aspirazione	Suction hose	
118	1	0L0932	544639500	Manicotto aspirazione	Suction hose	
119	1	0L0928	544635200	Collettore aspirazione sinistro	Left suction manifold	
120	1	049880	544631300	Manicotto aspirazione	Suction hose	
121	8	047578	518604001	Fascetta 25-40	Clamp 25-40	
122	1	0L0913	515660600	Tubo a T	T pipe	
123	1	0L0949	696616600	Elettrovalvola	Solenoid valve	
124	1	0L0912	515660400	Tubo 26.9X2	Pipe 26.9X2	
125		049287	140066043	Tubo 25.5X3.75	Pipe 25.5X3.75	
126	1	0L2506	696618600	Elettrovalvola di scarico	Drain solenoid valve	
127	1	0L0934	544639900	Manicotto scarico vasca	Tank drain hose	
133	1	0L0939	544683100	Tubo 40x5	Hose 40x5	
134	1	0L0894	504694600	Filtro vasca sinistro	Left tank filter	
135	2	0L0972	830634802	Filtro a cestello	Basket filter	
136	1	0L0936	544640100	Manicotto mandata	Delivery hose	Up to Ser. Nr.: 1324 From Ser. Nr.: 1325
136	1	0L1267	544683300	Manicotto mandata	Delivery hose	
137	2	046855	518602801	Fascetta 50-70	Clamp 50-70	Up to Ser. Nr.: 045 From Ser. Nr.: 046
138		048531	140066039	Tubo 11.5x19.5	Hose 11.5x19.5	
138	1m	049379	140066047	Tubo 11.5x19.5	Hose 11.5x19.5	Up to S. Nr. 712 From S. Nr. 713 Up to S. Nr. 019 From Ser. Nr.: 020
139	2	048126	518609801	Fascetta 12-22	Clamp 12-22	
140	1	0L0477	514694300	Portagomma 3/8" G	Hose holder 3/8" G	
141	1	049679	544628400	Raccordo a gomito 3/4"	Elbow fitting 3/4"	
142	1	0L0479	515655400	Nipplo 3/4"-3/8" G	Nipple 3/4"-3/8" G	
143	1	0L2516	696618500	Elettrovalvola	Solenoid valve	
144	1	0L0178	549642800	Parzializzatore 20 l/min	Shutter 20 l/min	
145	2	0L0914	518682600	Fascetta 80-100	Clamp 80-100	
146	1	065506	246037900	O-ring 42.86x3.53	O-ring 42.86x3.53	
147	1	0L0908	515657800	Troppopieno	Overflow	
147	1	0L1430	515657801	Troppopieno	Overflow	
147	1	0L2295	830657300	Troppopieno + o-ring	Overflow + o-ring	
147a	1	0L2359	543634100	O-ring per troppopieno	O-ring for overflow	
148	1	075624	511607200	Piletta di scarico	Drain	
149	1	066079	215190400	Dado 1 1/2"	Nut 1 1/2"	
150	1	0L0953	805659801	Collettore scarco prelavaggio	Prewash drain manifold	
151	4	0L1276	543633200	O-ring 0500-30 50X3	O-ring 0500-30 50X3	
152	1	0L0936	544640100	Manicotto mandata	Delivery hose	
155	1	0L0924	544629200	Manicotto aspirazione	Suction hose	
156	2	0L0193	518614400	Fascetta 40-60	Clamp 40-60	
157	1	046853	518602901	Fascetta 60-80	Clamp 60-80	
158	1	0L0927	544635100	Collettore aspirazione destro	Right suction manifold	

Prelavaggio da 1490, Circuito Idraulico Prewash from 1490, Hydraulic circuit				ill. 652001p12	Grassetto = variazioni Bold Print = changes	
Pos.	Q.tà Q.ty	Cod.ric. Part No.	Cod. Fab. Fac. code	Descrizione	Description	Note Notes
159	1	0L0912	515660400	Tubo 26.9x2	Pipe 26.9x2	From Ser. Nr.: 3125
160	1	0L0893	504694500	Filtro vasca destro	Right tank filter	
162	1	0L0943	611629902	Pompa	Pump	
165	1	0L0959	830632802	Tubo prelavaggio inferiore	Lower prewash pipe	
166	1	0L3456	5046A8U00	Pomp bracket	Supporto pompa	



III. 652001p13

Risciacquo da 600, Componenti elettrici/ Rinse from 600, Electrical components

Da Ser.Nr./From Ser.nr.: 544

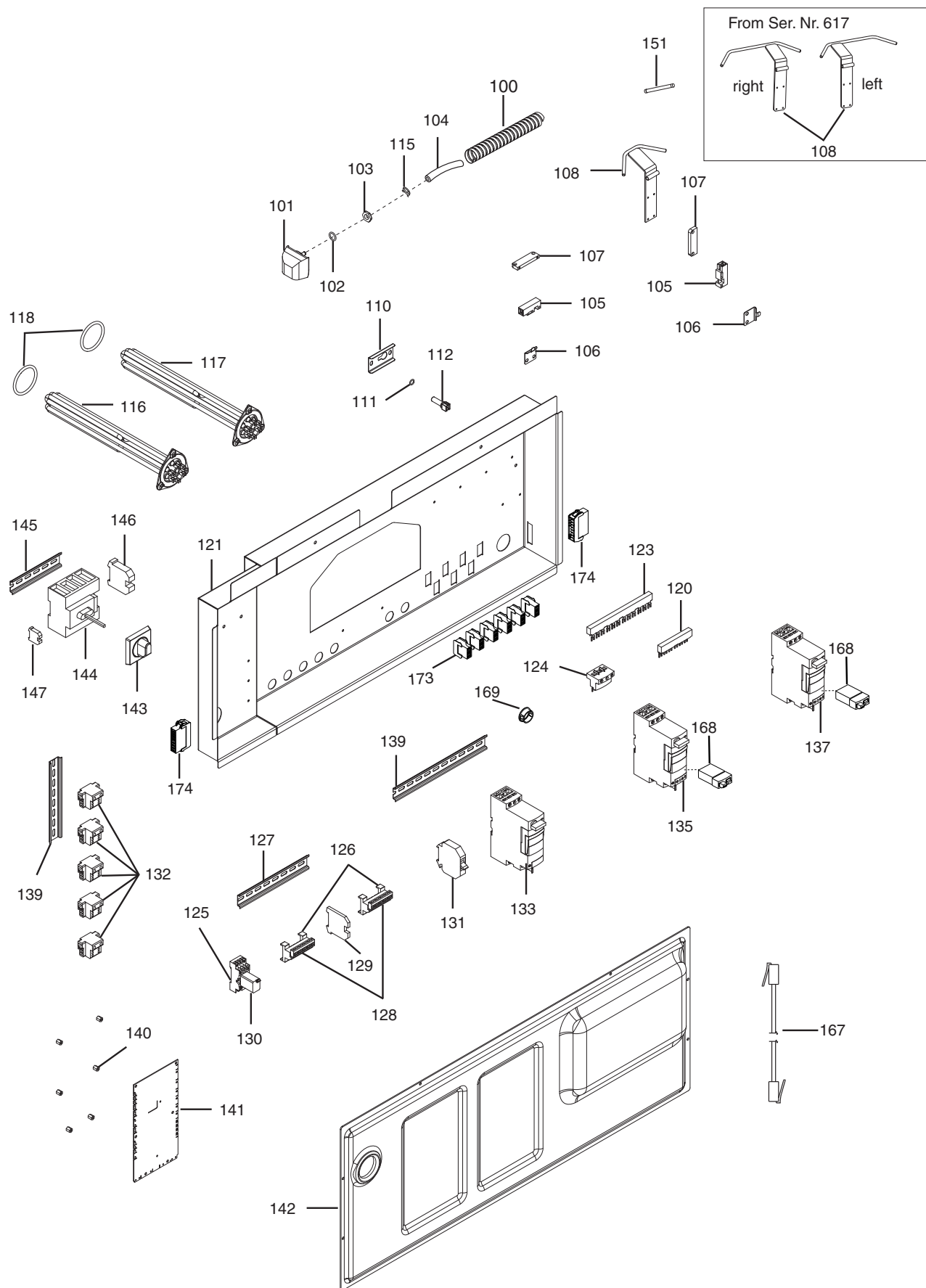
Page: 45 Ed. 2011-12

Doc. Nr.: 6-52 001

Risciacquo da 600, Componenti elettrici				ill. 652001p13		Grassetto = variazioni
Rinse from 600, Electrical components						Bold Print = changes
Pos.	Q.tà Q.ty	Cod.ric. Part No.	Cod. Fab. Fac. code	Descrizione	Description	Note Notes
100	1	0L1948	W00050701	Guaina a spirale	Protection cable	
101	1	0L0998	673607500	Interfaccia utente	User interface	Up to Ser. Nr.: 628
101	1	0L0998	673607501	Interfaccia utente	User interface	From Ser. Nr.: 629
						Up to Ser. Nr.: 639
101	1	0L1285	673610006	Interfaccia utente	User interface	From Ser. Nr.: 640
101	1	0L1285	673610006	Interfaccia utente	User interface	Up to Ser. Nr.: 4501
101	1	0L3462	673612B00	Interfaccia utente	User interface	From Ser. Nr.: 4511
102	1	0L1253	830640204	Supporto trasformatore	Stand transformer	Up to Ser. Nr.: 146
102	1	0L2579	830640205	Supporto trasformatore	Stand transformer	From Ser. Nr.: 147
103	1	0L1000	624605000	Inverter	Inverter	Up to Ser. Nr.: 639
103	1	0L1282	624605700	Inverter	Inverter	From Ser. Nr.: 640
						Up to Ser. Nr.: 835
103	1	0L1913	624606100	Inverter	Inverter	From Ser. Nr.: 836
						Up to Ser. Nr.: 146
103	1	0L2511	830658900	Inverter (programmato)	Inverter (programmed)	From Ser. Nr.: 147
						Up to Ser. Nr.: 4501
103	1	0L3457	83065DV00	Inverter (programmato)	Inverter (programmed)	From Ser. Nr.: 4511
104	1	0E5171	W00501700	Zoccolo relé	Relay socket	
105	1	0E5170	W00501800	Relé	Relay	
106	1	0L1158	624605600	Trasformatore	Transformer	
107	2	0L2534	699605900	Magnete	Magnet	
108	1	048429	506675402	Ancoraggio resistenza	Heating element locker	
109	1	0L1002	617623300	Resistenza vasca DUO	DUO tank heating element	
110	1	0L0366	507683800	Supporto sensore temperatura	Temperature probe support	
111	2	0L2303	543633Z00	O-ring	O-ring	
112	2	049643	124294000	Sonda di temperatura	Temperature probe	
113	1	0L2510	673611S00	Scheda per ATV12	ATV12 control board	From Ser. Nr.: 147
113	1	0L2510	673611S00	Scheda per ATV12	ATV12 control board	Up to Ser. Nr.: 4501
114	2	049621	654600000	Sensore reed	Reed sensor	
115	2	0L3164	502698502	Supporto sensore reed	Reed sensor support	
116	1	0L0280	514693100	Premistoppa	Probe nut	
117	1	0L1004	639626900	Barra di collegamento	Connection bar	
118	2	0L2304	543633Y00	O-ring	O-ring	
119	1	0L1005	617623100	Resistenza sinistra 6kW 230V	Left heating element 6kW 230V	
120	1	0L1006	617623000	Resistenza destra 6kW 230V	Right heating element 6kW 230V	WTM140
120	1	0L1035	617623200	Resistenza destra 10500W 230V	Right heating element 10500W 230V	Not for WTM140
						Up to Ser. Nr.: 040
120	1	0L2759	617632101	Resistenza destra 10500W 230V	Right heating element 10500W 230V	Not for WTM140
						From Ser. Nr.: 041
121	1	0L1007	502694501	Supporto componenti	Components support	Up to Ser. Nr.: 928
121	1	0L2090	850663N01	Supporto componenti	Components support	From Ser. Nr.: 929
122	2	0E3032	W00010100	Barra DIN L=142 mm	DIN bar L=142 mm	
123	1	0L1008	506608100	Barra DIN L=290 mm	DIN bar L=290 mm	
124	1	0L1009	648614400	Relé	Relay	
125	1	0L0415	648613700	Zoccolo relé	Relay socket	
126	3	0L1010	639627000	Multiconnettore (presa)	Multiconnector (socket)	
127	1	0L1609	639627700	Morsetto	Terminal block	
128	3	0L1012	639627100	Multiconnettore (spina)	Multiconnector (plug)	
129	1	0L1013	639626600	Morsettiera	Junction box	Up to Ser Nr: 4501

Risciacquo da 600, Componenti elettrici				ill. 652001p13		Grassetto = variazioni
Rinse from 600, Electrical components						Bold Print = changes
Pos.	Q.tà Q.ty	Cod.ric. Part No.	Cod. Fab. Fac. code	Descrizione	Description	Note Notes
130	1	0L1054	W00508900	Morsetto	Terminal block	
131	1	0E5850	W00508400	Morsetto	Terminal block	
132	1	0E6015	652606000	Interruttore automatico	Automatic fuse	
133	1	0L1016	648614301	Partenza motore resist. boiler	Boiler heating elements starter contr	8A÷32A
134	1	0L1017	648614201	Partenza motore resist vasca DUO	DUO heating elem starter controller	3A÷12A
135	1	0L1018	648614101	Partenza motore pompa DUO	DUO pump starter controller	1.25A÷5A Up to Ser. Nr.: 620
135	1	0L1222	648614102	Partenza motore pompa DUO	DUO pump starter controller	1.25A÷5A From Ser. Nr.: 621
136	1	0L1018	648614101	Partenza motore pompa risciac	Rinse pump starter controller	1.25A÷5A Up to Ser. Nr.: 620
136	1	0L1222	648614102	Partenza motore pompa risciacquo	Rinse pump starter controller	1.25A÷5A From Ser. Nr.: 621 Up to Ser. Nr.: 706
136	1	0L1297	648613901	Partenza motore pompa risciacquo	Rinse pump starter controller	0.35A÷1.4A From Ser. Nr.: 707
137	1	0L1019	652607100	Interruttore automatico	Automatic fuse	
138	1	0L1021	652607300	Interruttore automatico	Automatic fuse	
139	1	0L1020	652607400	Interruttore automatico	Automatic fuse	
140	6	088653	516807900	Distanziale	Spacer	
141	1	0L1022	673607702	Scheda elettronica	Electronic board	Up to Ser. Nr.: 628
141	1	0L1246	673609500	Scheda elettronica	Electronic board	From Ser. Nr.: 629 Up to Ser. Nr.: 639
141	1	0L1284	673610103	Scheda elettronica	Electronic board	From Ser. Nr.: 640
141	1	0L1284	673610103	Scheda elettronica	Electronic board	Up to Ser. Nr.: 4501
141	1	0L3465	673612D00	Scheda elettronica	Electronic board	From Ser. Nr.: 4511
142	1	0L1023	541613700	Copertura	Cover	
143	1	049268	544623800	Dado	Nut	
144	1	068642	246035800	O-ring	O-ring	
145	1	072393	W00537200	Tubo pressostato	Pressure sensor pipe	
146	1	048308	542604901	Trappola d'aria	Air trap	
150	1	0L0082	518613000	Fascetta 7.3-7.8	Clamp 7.3-7.8	
151	1	0L1449	514699000	Asse autostart	Autostart pin	
152	2	0L2552	544687900	Manicotto	Manifold	From Ser. Nr.: 147
153	1	0L2558	800674400	Convogliatore aria	Cooling fan air intake	From Ser. Nr.: 147
154	2	0L0193	518614400	Fascetta	Hose clamp	From Ser. Nr.: 147
155	1	0L2505	140600400	Tubo (71 cm)	Hose (71 cm)	From Ser. Nr.: 147
155	1	0L2505	140600400	Tubo (71 cm)	Hose (71 cm)	Up to Ser. Nr.: 4501
155	1		140600601	Tubo (I.D.=51 mm)	Hose (I.D.=51 mm)	From Ser. Nr.: 4511
156	1	0L2559	830658700	Convolgiatore aria	Fan discharge bracket	From Ser. Nr.: 147
157	1	0L2175	549646500	Ventola di raffreddamento	Cooling fan motor	From Ser. Nr.: 147
167	1	0L1396	639629000	Cavo di comunicazione	Communication cable	Up to Ser. Nr: 019
167	1	0L1432	639629200	Cavo di comunicazione	Communication cable	From Ser. Nr.: 020
167	1	0L1432	639629200	Cavo di comunicazione	Communication cable	Up to Ser. Nr.: 4501
167	1	0L3458	63868CG00	Cavo di comunicazione	Communication cable	From Ser. Nr.: 4511
168	2	0L1441	648615200	Contatto ausiliario	Auxiliary contact	
169	1	0L1164	830645801	Leva autostart dx	Autostart lever right	Right machines From Ser. Nr.: 718

Risciacquo da 600, Componenti elettrici				ill. 652001p13		Grassetto = variazioni
Rinse from 600, Electrical components						Bold Print = changes
Pos.	Q.tà Q.ty	Cod.ric. Part No.	Cod. Fab. Fac. code	Descrizione	Description	Note Notes
169	1	0L1165	830645901	Leva autostart sx	Autostart lever left	Left machines From Ser. Nr.: 718
170	1	002670	548836902	Prolunga pulsante	Switches cover	
171	1	0L1484	541615500	Copertura scheda user	User interface cover	From Ser. Nr.: 020 From Ser. Nr.: 037 From Ser. Nr.: 037
172	1	0L2325	543613800	Boccola a scatto	Open bushing	
173	6	0L2386	699605700	Connettore 4 vie	4 ways connector	
174	4	0L2387	699605800	Connettore 8 vie	8 ways connector	



III. 652001p14A

Lavaggio da 1165, Componenti elettrici/ Wash from 1165, Electrical components

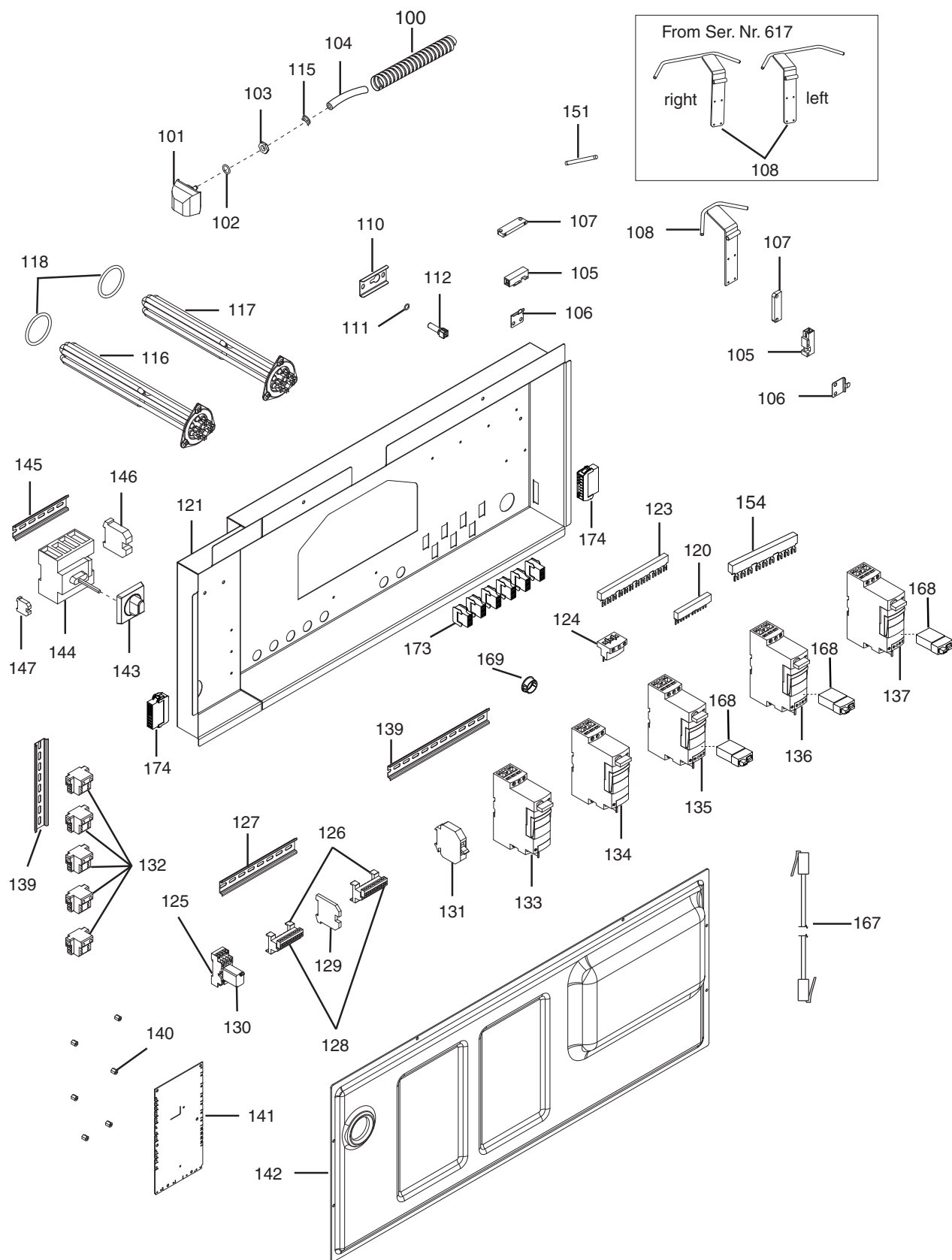
Da Ser.Nr./From Ser.nr.: 544

Page: 49 Ed. 2010-09

Doc. Nr.: 6-52 001

Lavaggio da 1165, Componenti elettrici				ill. 652001p14A		Grassetto = variazioni
Wash from 1165, Electrical components						Bold Print = changes
Pos.	Q.tà Q.ty	Cod.ric. Part No.	Cod. Fab. Fac. code	Descrizione	Description	Note Notes
100	1	0L1948	W00050701	Guaina a spirale	Protection cable	
101	1	048308	542604901	Trappola d'aria	Air trap	
102	1	068642	246035800	O-ring	O-ring	
103	1	049268	544623800	Dado	Nut	
104	1	072393	W00537200	Tubo pressostato	Pressure sensor pipe	
105	2	049621	654600000	Sensore reed	Reed sensor	
106	2	0L3164	502698502	Supporto sensore reed	Reed sensor support	
107	2	0L2534	699605900	Magnete	Magnet	
108	1	0L1024	830635201	Leva autostart	Autostart lever	Up to Ser. Nr.: 616
108	1	0L1164	830645801	Leva autostart dx	Right autostart lever	Right machines From Ser. Nr.: 617
108	1	0L1165	830645901	Leva autostart sx	Left autostart lever	Left machines From Ser. Nr.: 617
110	1	0L0366	507683800	Supporto sensore temper.	Temperature probe support	
111	1	0L2303	543633Z00	O-ring	O-ring	
112	1	049643	124294000	Sonda di temperatura	Temperature probe	
115	1	0L0082	518613000	Fascetta 7.3-7.8	Clamp 7.3-7.8	
116	1	0L1005	617623100	Resistenza sinistra 6kW 230V	Left heating element 6kW 230V	
117	1	0L1006	617623000	Resistenza destra 6kW 230V	Right heating element 6kW 230V	
118	2	0L2304	543633Y00	O-ring	O-ring	
120	1	0L1025	639626700	Barra di collegamento	Connection bar	for 2 start controller
121	1	0L1026	502693203	Supporto componenti	Components support	
123	1	0L1226	639626800	Barra di collegamento	Connection bar	for 3 start controller
124	1	0L1013	639626600	Morsettiera	Junction box	
125	1	0L0415	648613700	Zoccolo relé	Relay socket	
126	2	0L1010	639627000	Multiconnettore (presa)	Multiconnector (socket)	
127	1	0L1027	507621700	Barra DIN L=265 mm	DIN bar L=265 mm	
128	2	0L1012	639627100	Multiconnettore (spina)	Multiconnector (plug)	
129	1	0L1609	639627700	Morsetto	Terminal block	
130	1	0L1009	648614400	Relé	Relay	
131	1	0E6015	652606000	Interruttore automatico	Automatic fuse	
132	5	0L1028	639627300	Morsettiera	Junction box	
133	1	0L1016	648614301	Partenza motore resist vasca	Tank heating elem. starter contr.	8A÷32A
135	1	0L1036	648615300	Partenza motore pompa lav sx	Left wash pump starter controller	3A÷12A
137	1	0L1297	648613901	Partenza motore motore CU	CU motor starter controller	0.35A÷1.4A
139	2	0L1033	506606900	Barra DIN L=200 mm	DIN bar L=200 mm	
140	6	088653	516807900	Distanziale	Spacer	
141**	1	0L1022	673607702	Scheda elettronica	Electronic board	Up to Ser. Nr.: 628
141**	1	0L1246	673609500	Scheda elettronica	Electronic board	From Ser. Nr.: 629
141**	1	0L1284	673610103	Scheda elettronica	Electronic board	Up to Ser. Nr.: 639
141**	1	0L1284	673610103	Scheda elettronica	Electronic board	From Ser. Nr.: 640
141**	1	0L3465	673612D00	Scheda elettronica	Electronic board	Up to Ser. Nr.: 4501
142	1	0L1034	541613800	Copertura	Cover	From Ser. Nr.: 4511
143	1	0L0698	640612700	Manopola	Knob	
144	1	0L0363	640612500	Sezionatore generale	Main switch	Up to Ser. Nr.: 019
144	1	0L2066	640613300	Sezionatore generale	Main switch	From Ser. Nr.: 020
** Schede vecchie e schede nuove non possono coesistere sulla stessa macchina You cannot have old and new electronic boards both installed in the same machine						

Lavaggio da 1165, Componenti elettrici Wash from 1165, Electrical components				ill. 652001p14A	Grassetto = variazioni Bold Print = changes	
Pos.	Q.tà Q.ty	Cod.ric. Part No.	Cod. Fab. Fac. code	Descrizione	Description	Note Notes
145	1	0E3032	W00010100	Barra DIN L=142 mm	DIN bar L=142 mm	
146	1	0L1011	639627600	Morsetto	Terminal block	
147	1	0L2447	639629S00	Morsetto	Terminal block	
151	1	0L1449	514699000	Asse autostart	Autostart pin	
167	1	0L1396	639629000	Cavo di comunicazione	Communication cable	Up to Ser. Nr.: 019
167	1	0L1432	639629200	Cavo di comunicazione	Communication cable	From Ser. Nr.: 020
167	1	0L1432	639629200	Cavo di comunicazione	Communication cable	Up to Ser. Nr.: 4501
167	1	0L3458	63868CG00	Cavo di comunicazione	Communication cable	From Ser. Nr.: 4511
168	2	0L1441	648615200	Contatto ausiliario	Auxiliary contact	
169	2	0L2325	543613800	Boccola a scatto	Open bushing	From Ser. Nr.: 020
173	6	0L2386	699605700	Connettore 4 vie	4 ways connector	From Ser. Nr.: 037
174	2	0L2387	699605800	Connettore 8 vie	8 ways connector	From Ser. Nr.: 037
** Schede vecchie e schede nuove non possono coesistere sulla stessa macchina You cannot have old and new electronic boards both installed in the same machine						



III. 652001p15A

Lavaggio da 1490, Componenti elettrici/ Wash from 1490, Electrical components

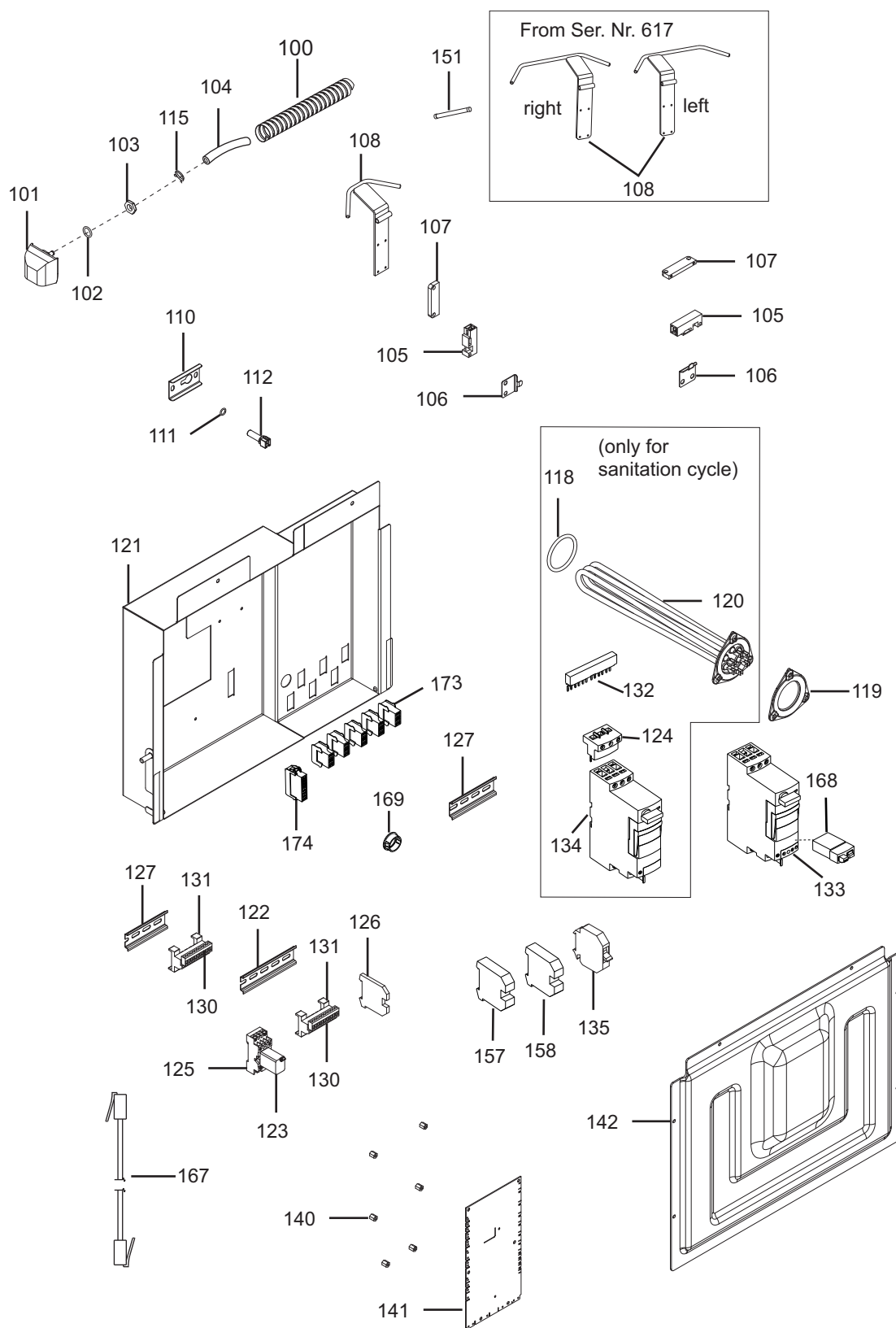
Da Ser.Nr./From Ser.nr.: 544

Page: 52 Ed. 2010-09

Doc. Nr.: 6-52 001

Lavaggio da 1490, Componenti elettrici				ill. 652001p15A		Grassetto = variazioni
Wash from 1490, Electrical components						Bold Print = changes
Pos.	Q.tà Q.ty	Cod.ric. Part No.	Cod. Fab. Fac. code	Descrizione	Description	Note Notes
100	1	0L1948	W00050701	Guaina a spirale	Protection cable	
101	1	048308	542604901	Trappola d'aria	Air trap	
102	1	068642	246035800	O-ring	O-ring	
103	1	049268	544623800	Dado	Nut	
104	1	072393	W00537200	Tubo pressostato	Pressure sensor pipe	
105	2	049621	654600000	Sensore reed	Reed sensor	
106	2	0L3164	502698502	Supporto sensore reed	Reed sensor support	
107	2	0L2534	699605900	Magnete	Magnet	
108	1	0L1024	830635201	Leva autostart	Autostart lever	Up to Ser. Nr.: 616
108	1	0L1164	830645801	Leva autostart dx	Right autostart lever	Right machines From Ser. Nr.: 617
108	1	0L1165	830645901	Leva autostart sx	Left autostart lever	Left machines From Ser. Nr.: 617
110	1	0L0366	507683800	Supporto sensore tempera- tura	Temperature probe support	
111	1	0L2303	543633Z00	O-ring	O-ring	
112	1	049643	124294000	Sonda di temperatura	Temperature probe	
115	1	0L0082	518613000	Fascetta 7.3-7.8	Clamp 7.3-7.8	
116	1	0L1039	617623500	Resistenza sinistra 10.5 kW	Left heating element 10.5 kW	230 V Up to Ser. Nr.: 040
116	1	0L2736	617632201	Resistenza sinistra 10.5 kW	Left heating element 10.5 kW	230 V From Ser. Nr.: 041
117	1	0L1035	617623200	Resistenza destra 10.5 kW	Right heating element 10.5 kW	230 V Up to Ser. Nr.: 040
117	1	0L2759	617632101	Resistenza destra 10.5 kW	Right heating element 10.5 kW	230 V From Ser. Nr.: 041
118	2	0L2304	543633Y00	O-ring	O-ring	
120	1	0L1025	639626700	Barra di collegamento	Connection bar	for 2 start con- troller
121	1	0L1026	502693201	Supporto componenti	Components support	
123	1	0L1004	639626900	Barra di collegamento	Connection bar	for 4 start con- troller
124	1	0L1013	639626600	Morsettiera	Junction box	
125	1	0L0415	648613700	Zoccolo relé	Relay socket	
126	2	0L1010	639627000	Multiconnettore (presa)	Multiconnector (socket)	
127	1	0L1027	507621700	Barra DIN L=265 mm	DIN bar L=265 mm	
128	2	0L1012	639627100	Multiconnettore (spina)	Multiconnector (plug)	
129	1	0L1609	639627700	Morsetto	Terminal block	
130	1	0L1009	648614400	Relé	Relay	
131	1	0E6015	652606000	Interruttore automatico	Automatic fuse	
132	5	0L1028	639627300	Morsettiera	Junction box	
133	1	0L1016	648614301	Partenza motore resistenza vasca	Tank heating element starter controller	8A÷32A only for WTM140 WTM250 WTM300
133	1	0L1029	648614001	Partenza motore resistenza vasca	Tank heating element starter controller	4.5A÷18A only for WTM165 WTM200
134	1	0L1029	648614001	Partenza motore resistenza vasca	Tank heating element starter controller	4.5A÷18A only for WTM165 WTM200
134	1	0L1016	648614301	Partenza motore resistenza vasca	Tank heating element starter controller	8A÷32A only for WTM250 WTM300
** Schede vecchie e schede nuove non possono coesistere sulla stessa macchina You cannot have old and new electronic boards both installed in the same machine						

Lavaggio da 1490, Componenti elettrici Wash from 1490, Electrical components				ill. 652001p15A		Grassetto = variazioni Bold Print = changes
Pos.	Q.tà Q.ty	Cod.ric. Part No.	Cod. Fab. Fac. code	Descrizione	Description	Note Notes
135	1	0L1036	648615300	Partenza motore pompa lavaggio sx	Left wash pump starter controller	
136	1	0L1018	648614101	Partenza motore pompa lav dx	Right wash pump starter controller	Up to S.N.620
136	1	0L1222	648614102	Partenza motore pompa lav dx	Right wash pump starter controller	From S.N.621
137	1	0L1297	648613901	Partenza motore motore CU	CU motor starter controller	
139	2	0L1033	506606900	Barra DIN L=200 mm	DIN bar L=200 mm	
140	6	088653	516807900	Distanziale	Spacer	
141**	1	0L1022	673607702	Scheda elettronica	Electronic board	Up to S.N.628
141**	1	0L1246	673609500	Scheda elettronica	Electronic board	From S.N.629
141**	1	0L1246	673609500	Scheda elettronica	Electronic board	Up S.N.639
141**	1	0L1284	673610102	Scheda elettronica	Electronic board	From S.N.640
141**	1	0L1284	673610102	Scheda elettronica	Electronic board	Up S.N.4501
141**	1	0L3465	673612D00	Scheda elettronica	Electronic board	From S.N.4511
142	1	0L1034	541613800	Copertura	Cover	
143	1	0L0968	640612700	Manopola	Knob	Up S.N.0201
143	1	0L2067	640613400	Manopola	Knob	From S.N.0201
144	1	0L0363	640612500	Sezionatore generale	Main switch	Up S.N.0201
144	1	0L2066	640613300	Sezionatore generale	Main switch	From S.N.0201
145	1	0E3032	W00010100	Barra DIN L=142 mm	DIN bar L=142 mm	
146	1	0L1011	639627600	Morsetto	Terminal block	
147	1	0L2447	639629S00	Morsetto	Terminal block	
151	1	0L1449	514699000	Asse autostart	Autostart pin	
154		0L1226	639626800	Barra di collegamento	Connection bar	for 3 start controller
167	1	0L1396	639629000	Cavo di comunicazione	Communication cable	Up to Ser. Nr.: 019
167	1	0L1432	639629200	Cavo di comunicazione	Communication cable	From Ser. Nr.: 020
167	1	0L1432	639629200	Cavo di comunicazione	Communication cable	Up to Ser. Nr.: 4501
167	1	0L3458	63868CG00	Cavo di comunicazione	Communication cable	From Ser. Nr.: 4511
168	2	0L1441	648615200	Contatto ausiliario	Auxiliary contact	
169	2	0L2325	543613800	Boccola a scatto	Open bushing	From Ser. Nr.: 020
173	6	0L2386	699605700	Connettore 4 vie	4 ways connector	From Ser. Nr.: 037
174	2	0L2387	699605800	Connettore 8 vie	8 ways connector	From Ser. Nr.: 037
** Schede vecchie e schede nuove non possono coesistere sulla stessa macchina You cannot have old and new electronic boards both installed in the same machine						



III. 652001p16A

Prelavaggio da 600, Componenti elettrici / Prewash from 600, Electrical components

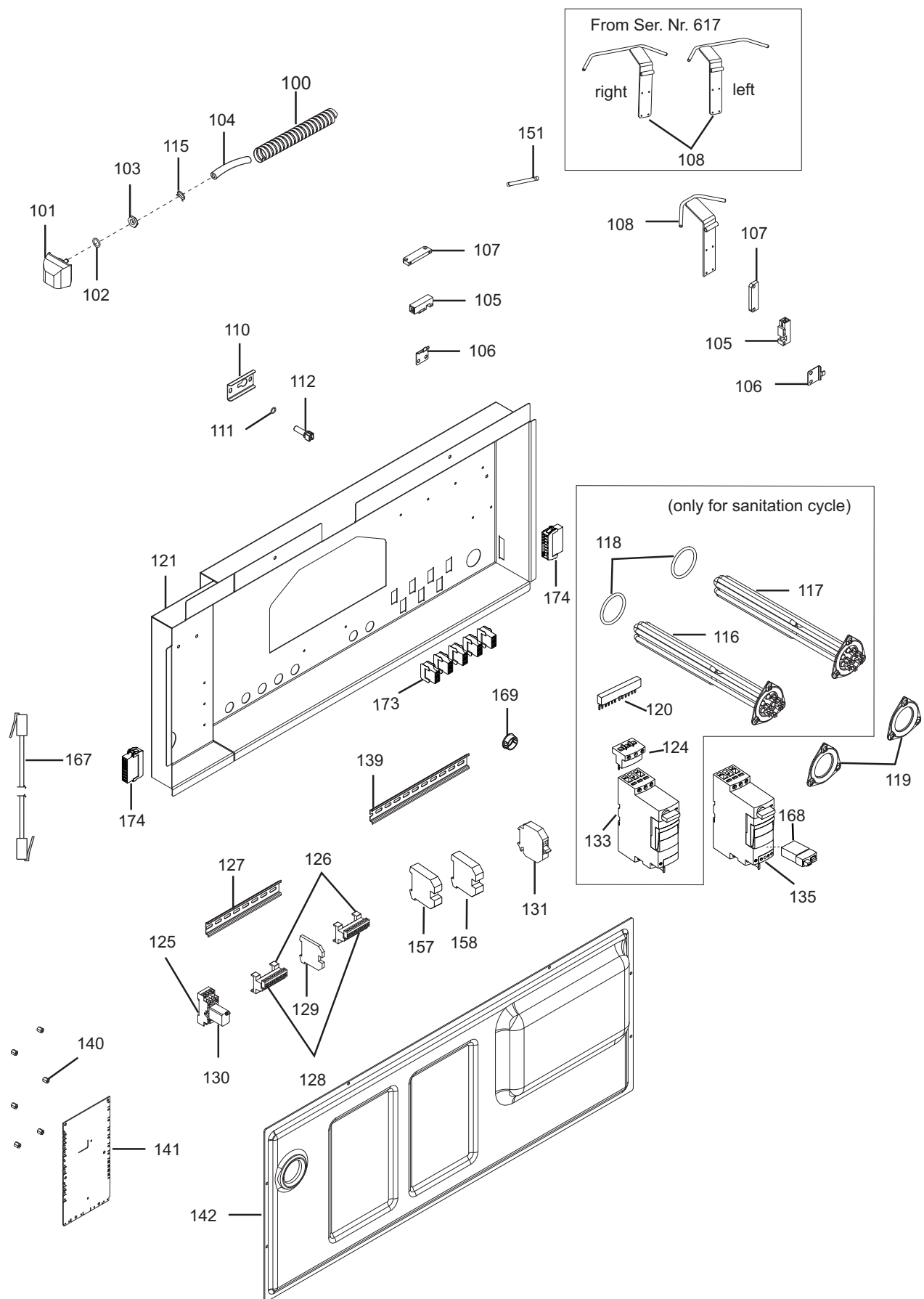
Da Ser.Nr./From Ser.nr.: 544

Page: 55 Ed. 2008-09

Doc. Nr.: 6-52 001

Prelavaggio da 600, Componenti elettrici				ill. 652001p16A		Grassetto = variazioni	
Prewash from 600, Electrical components				Bold Print = changes			
Pos.	Q.tà Q.ty	Cod.ric. Part No.	Cod. Fab. Fac. code	Descrizione	Description	Note Notes	
100	1	0L1948	W00050701	Guaina a spirale	Protection cable		
101	1	048308	542604901	Trappola d'aria	Air trap		
102	1	068642	246035800	O-ring	O-ring		
103	1	049268	544623800	Dado	Nut		
104	1	072393	W00537200	Tubo pressostato	Pressure sensor pipe		
105	2	049621	654600000	Sensore reed	Reed sensor		
106	2	0L3164	502698502	Supporto sensore reed	Reed sensor support		
107	2	0L2534	699605900	Magnete	Magnet		
108	1	0L1024	830635201	Leva autostart	Autostart lever		
108	1	0L1164	830645801	Leva autostart dx	Right autostart lever		
108	1	0L1165	830645901	Leva autostart sx	Left autostart lever	Up to Ser. Nr.: 616 Right machines From Ser. Nr.: 617 Left machines From Ser. Nr.: 617	
110	1	0L0366	507683800	Supporto sensore temperatura	Temperature probe support		
111	1	0L2303	543633Z00	O-ring	O-ring		
112	1	049643	124294000	Sonda di temperatura	Temperature probe		
115	1	0L0082	518613000	Fascetta 7.3-7.8	Clamp 7.3-7.8		
118	1	0L2304	543633Y00	O-ring	O-ring		
119	1	049928	507682600	Flangia cieca	Blind flange		
119	1	0L2629	511620B00	Flangia cieca	Blind flange		
120	1	0L1035	617623200	Resistenza 10.5kW 230V	Heating element 10.5kW 230V		
120	1	0L2759	617632101	Resistenza 10.5kW 230V	Heating element 10.5kW 230V		
121	1	0L1610	502693401	Supporto componenti	Components support		
122	1	0E3032	W00010100	Barra DIN L=142 mm	DIN bar L=142 mm		
123	1	0L1009	648614400	Relé	Relay		
124	1	0L1013	639626600	Morsettiera	Junction box		
125	1	0L0415	648613700	Zoccolo relé	Relay socket		
126	1	0L1609	639627700	Morsetto	Terminal block		
127	2	0L1037	507689200	Barra DIN L=100 mm	DIN bar L=100 mm		
130	2	0L1012	639627100	Multiconnettore (spina)	Multiconnector (plug)		
131	2	0L1010	639627000	Multiconnettore (presa)	Multiconnector (socket)		
132	1	0L1025	639626700	Barra di collegamento	Connection bar		
133	1	0L1222	648614102	Partenza motore pompa	Pump starter controller		
134	1	0L1016	648614301	Partenza motore resistenza	Heating element starter controller	Only for sanitization cycle 1.25A÷5A 8A÷32A Only for sanitization cycle	
135	1	0E6015	652606000	Interruttore automatico	Automatic fuse		
140	6	088653	516807900	Distanziale	Spacer		
141**	1	0L1022	673607702	Scheda elettronica	Electronic board		
141**	1	0L1246	673609500	Scheda elettronica	Electronic board		
141**	1	0L1284	673610103	Scheda elettronica	Electronic board		
141**	1	0L1284	673610103	Scheda elettronica	Electronic board		
141**	1	0L3465	673612D00	Scheda elettronica	Electronic board		
142	1	0L1038	541613600	Copertura	Cover		
** Schede vecchie e schede nuove non possono coesistere sulla stessa macchina You cannot have old and new electronic boards both installed in the same machine							

Pos.	Q.tà Q.ty	Cod.ric. Part No.	Cod. Fab. Fac. code	Descrizione	Description	Note Notes
151	1	0L1449	514699000	Asse autostart	Autostart pin	
157	1	0L1054	W00508900	Morsetto	Terminal block	
158	1	0E5850	W00508400	Morsetto	Terminal block	
167	1	0L1396	639629000	Cavo di comunicazione	Communication cable	Up to Ser. Nr.: 019
167	1	0L1432	639629200	Cavo di comunicazione	Communication cable	From Ser. Nr.: 020
167	1	0L1432	639629200	Cavo di comunicazione	Communication cable	Up to Ser. Nr.: 4501
167	1	0L3458	63868CG00	Cavo di comunicazione	Communication cable	From Ser. Nr.: 4511
168	1	0L1441	648615200	Contatto ausiliario	Auxiliary contact	
169	1	0L2325	543613800	Boccola a scatto	Open bushing	From Ser. Nr.: 020
173	5	0L2386	699605700	Connettore 4 vie	4 ways connector	From Ser. Nr.: 037
174	1	0L2387	699605800	Connettore 8 vie	8 ways connector	From Ser. Nr.: 037
** Schede vecchie e schede nuove non possono coesistere sulla stessa macchina You cannot have old and new electronic boards both installed in the same machine						



ill. 652001p17A

Prelavaggio da 1165, Componenti elettrici / Prewash from 1165, Electrical components

Da Ser.Nr./From Ser.nr.: 544

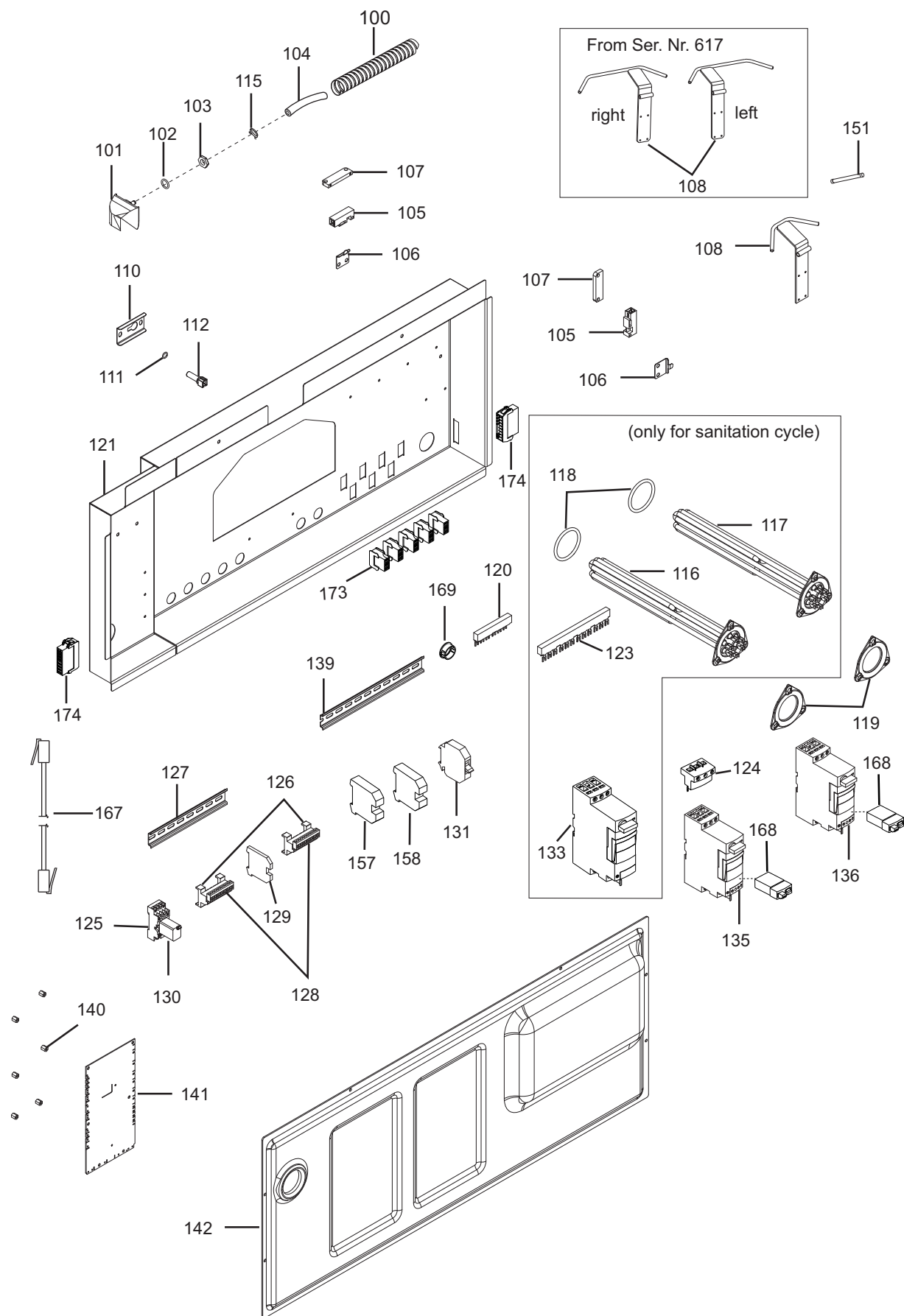
Page: 58 Ed. 2010-09

Doc. Nr.: 6-52 001

Prelavaggio da 1165, Componenti elettrici				ill. 652001p17A		Grassetto = variazioni
Prewash from 1165, Electrical components						Bold Print = changes
Pos.	Q.tà Q.ty	Cod.ric. Part No.	Cod. Fab. Fac. code	Descrizione	Description	Note Notes
100	1	0L1948	W00050701	Guaina a spirale	Protection cable	
101	1	048308	542604901	Trappola d'aria	Air trap	
102	1	068642	246035800	O-ring	O-ring	
103	1	049268	544623800	Dado	Nut	
104	1	072393	W00537200	Tubo pressostato	Pressure sensor pipe	
105	2	049621	654600000	Sensore reed	Reed sensor	
106	2	0L3164	502698502	Supporto sensore reed	Reed sensor support	
107	2	0L2534	699605900	Magnete	Magnet	
108	1	0L1024	830635201	Leva autostart	Autostart lever	
108	1	0L1164	830645801	Leva autostart dx	Right autostart lever	
108	1	0L1165	830645901	Leva autostart sx	Left autostart lever	Up to Ser. Nr.: 616 Right machines From Ser. Nr.: 617 Left machines From Ser. Nr.: 617
110	1	0L0366	507683800	Supporto sensore temperat.	Temperature probe support	
111	1	0L2303	543633Z00	O-ring	O-ring	
112	1	049643	124294000	Sonda di temperatura	Temperature probe	
115	1	0L0082	518613000	Fascetta 7.3-7.8	Clamp 7.3-7.8	
116	1	0L1039	617623500	Resistenza sinistra 10.5kW 230V	Left heating element 10.5kW 230V	
116	1	0L2736	617632201	Resistenza sinistra 10.5kW 230V	Left heating element 10.5kW 230V	
117	1	0L1006	617623000	Resistenza destra 6kW 230V	Right heating element 6kW 230V	
118	2	0L2304	543633Y00	O-ring	O-ring	
119	2	049928	507682600	Flangia cieca	Blind flange	
119	2	0L2629	511620B00	Flangia cieca	Blind flange	
120	1	0L1025	639626700	Barra di collegamento	Connection bar	Only for sanitization cycle Up to Ser. Nr.: 040
116	1	0L2736	617632201	Resistenza sinistra 10.5kW 230V	Left heating element 10.5kW 230V	Only for sanitization cycle Up to Ser. Nr.: 040
117	1	0L1006	617623000	Resistenza destra 6kW 230V	Right heating element 6kW 230V	Only for sanitization cycle From Ser. Nr.: 041
118	2	0L2304	543633Y00	O-ring	O-ring	Only for sanitization cycle From Ser. Nr.: 041
119	2	049928	507682600	Flangia cieca	Blind flange	Only for sanitization cycle
119	2	0L2629	511620B00	Flangia cieca	Blind flange	Up to Ser. Nr.: 146 From Ser. Nr.: 147
120	1	0L1025	639626700	Barra di collegamento	Connection bar	Only for sanitization cycle
121	1	0L1026	502693201	Supporto componenti	Components support	
124	1	0L1013	639626600	Morsettiera	Junction box	
125	1	0L0415	648613700	Zoccolo relé	Relay socket	
126	2	0L1010	639627000	Multiconnettore (presa)	Multiconnector (socket)	
127	1	0L1027	507621700	Barra DIN L=265 mm	DIN bar L=265 mm	
128	2	0L1012	639627100	Multiconnettore (spina)	Multiconnector (plug)	
129	1	0L1609	639627700	Morsetto	Terminal block	
130	1	0L1009	648614400	Relé	Relay	
131	1	0E6015	652606000	Interruttore automatico	Automatic fuse	
133	1	0L1016	648614301	Partenza motore resistenza vasca	Tank heating element starter controller	
135	1	0L1036	648615300	Partenza motore pompa lav.	Wash pump starter controller	8A÷32A - Only for sanitization cycle 3A÷12A
139	1	0L1033	506606900	Barra DIN L=200 mm	DIN bar L=200 mm	
140	6	088653	516807900	Distanziale	Spacer	
141**	1	0L1022	673607702	Scheda elettronica	Electronic board	
141**	1	0L1246	673609500	Scheda elettronica	Electronic board	
141**	1	0L1284	673610103	Scheda elettronica	Electronic board	
** Schede vecchie e schede nuove non possono coesistere sulla stessa macchina You cannot have old and new electronic boards both installed in the same machine						

**** Schede vecchie e schede nuove non possono coesistere sulla stessa macchina**
You cannot have old and new electronic boards both installed in the same machine

Pos.	Q.tà Q.ty	Cod.ric. Part No.	Cod. Fab. Fac. code	Descrizione	Description	Note Notes
141**	1	0L1284	673610103	Scheda elettronica	Electronic board	Up to Ser. Nr.: 4501
141**	1	0L3465	673612D00	Scheda elettronica	Electronic board	From Ser. Nr.: 4511
142	1	0L1034	541613800	Copertura	Cover	
151	1	0L1449	514699000	Asse autostart	Autostart pin	
157	1	0L1054	W00508900	Morsetto	Terminal block	
158	1	0E5850	W00508400	Morsetto	Terminal block	
167	1	0L1432	639629200	Cavo di comunicazione	Communication cable	Up to Ser Nr: 4501
167	1	0L3458	63868CG00	Cavo di comunicazione	Communication cable	From Ser Nr: 4511
168	1	0L1441	648615200	Contatto ausiliario	Auxiliary contact	
169	1	0L2325	543613800	Boccola a scatto	Open bushing	From Ser. Nr.: 020
173	5	0L2386	699605700	Connettore 4 vie	4 ways connector	From Ser. Nr.: 037
174	2	0L2387	699605800	Connettore 8 vie	8 ways connector	From Ser. Nr.: 037
** Schede vecchie e schede nuove non possono coesistere sulla stessa macchina You cannot have old and new electronic boards both installed in the same machine						



III. 652001p18A

Prelavaggio da 1490, Componenti elettrici / Prewash from 1490, Electrical components

Da Ser.Nr./From Ser.nr.: 544

Page: **61** Ed. 2010-09

Doc. Nr.: 6-52 001

Prelavaggio da 1490, Componenti elettrici				ill. 652001p18A		Grassetto = variazioni
Prewash from 1490, Electrical components						Bold Print = changes
Pos.	Q.tà Q.ty	Cod.ric. Part No.	Cod. Fab. Fac. code	Descrizione	Description	Note Notes
100	1	0L1948	W00050701	Guaina a spirale	Protection cable	
101	1	048308	542604901	Trappola d'aria	Air trap	
102	1	068642	246035800	O-ring	O-ring	
103	1	049268	544623800	Dado	Nut	
104	1	072393	W00537200	Tubo pressostato	Pressure sensor pipe	
105	2	049621	654600000	Sensore reed	Reed sensor	
106	2	0L3164	502698502	Supporto sensore reed	Reed sensor support	
107	2	0L2534	699605900	Magnete	Magnet	
108	1	0L1024	830635201	Leva autostart	Autostart lever	Up to Ser. Nr.: 616
108	1	0L1164	830645801	Leva autostart dx	Right autostart lever	Right machines From Ser. Nr.: 617
108	1	0L1165	830645901	Leva autostart sx	Left autostart lever	Left machines From Ser. Nr.: 617
110	1	0L0366	507683800	Supporto sensore tempera- tura	Temperature probe sup- port	
111	1	0L2303	543633Z00	O-ring	O-ring	
112	1	049643	124294000	Sonda di temperatura	Temperature probe	
116	1	0L1039	617623500	Resistenza sinistra 10.5kW 230V	Left heating element 10.5kW 230V	Only for sanitization cycle Up to Ser. Nr.: 040
116	1	0L2736	617632201	Resistenza sinistra 10.5kW 230V	Left heating element 10.5kW 230V	Only for sanitization cycle From Ser. Nr.: 041
117	1	0L1006	617623000	Resistenza destra 6kW 230V	Right heating element 6kW 230V	Only for sanitization cycle
118	2	0L2304	543633Y00	O-ring	O-ring	Only for sanitization cycle
119	2	049928	507682600	Flangia cieca	Blind flange	Up to Ser. Nr.: 146
119	2	0L2629	511620B00	Flangia cieca	Blind flange	From Ser. Nr.: 147
120	1	0L1025	639626700	Barra di collegamento	Connection bar	for 2 start controller
121	1	0L1026	502693201	Supporto componenti	Components support	
123	1	0L1004	639626900	Barra di collegamento	Connection bar	Only for sanitization cycle
124	1	0L1013	639626600	Morsettiera	Junction box	
125	1	0L0415	648613700	Zoccolo relé	Relay socket	
126	2	0L1010	639627000	Multiconnettore (presa)	Multiconnector (socket)	
127	1	0L1027	507621700	Barra DIN L=265 mm	DIN bar L=265 mm	
128	2	0L1012	639627100	Multiconnettore (spina)	Multiconnector (plug)	
129	1	0L1609	639627700	Morsetto	Terminal block	
130	1	0L1009	648614400	Relé	Relay	
131	1	0E6015	652606000	Interruttore automatico	Automatic fuse	
133	1	0L1016	648614301	Partenza motore resistenza vasca	Tank heating element star- ter controller	8A÷32A Only for sanitization cycle
135	1	0L1036	648615300	Partenza motore pompa lav sx	Left wash pump starter controller	3A÷12A
136	1	0L1018	648614101	Partenza motore pompa lav dx	Right wash pump starter controller	1.25A÷5A Up to Ser. Nr.: 620
136	1	0L1222	648614102	Partenza motore pompa lav dx	Right wash pump starter controller	1.25A÷5A From Ser. Nr.: 621
** Schede vecchie e schede nuove non possono coesistere sulla stessa macchina You cannot have old and new electronic boards both installed in the same machine						

Pos.	Q.tà Q.ty	Cod. ric. Part No.	Cod. Fab. Fac. code	Descrizione	Description	Note Notes
139	1	0L1033	506606900	Barra DIN L=200 mm	DIN bar L=200 mm	
140	6	088653	516807900	Distanziale	Spacer	
141**	1	0L1022	673607702	Scheda elettronica	Electronic board	Up to Ser. Nr.: 628
141**	1	0L1246	673609500	Scheda elettronica	Electronic board	From Ser. Nr.: 629 Up to Ser. Nr.: 639
141**	1	0L1284	673610103	Scheda elettronica	Electronic board	From Ser. Nr.: 640
141**	1	0L1284	673610103	Scheda elettronica	Electronic board	Up to Ser. Nr.: 4501
141**	1	0L3465	673612D00	Scheda elettronica	Electronic board	From Ser. Nr.: 4511
142	1	0L1034	541613800	Copertura	Cover	
151	1	0L1449	514699000	Asse autostart	Autostart pin	
157	1	0L1054	W00508900	Morsetto	Terminal block	
158	1	0E5850	W00508400	Morsetto	Terminal block	
167	1	0L1432	639629200	Cavo di comunicazione	Communication cable	Up to Ser. Nr.: 4501
167	1	0L3458	63868CG00	Cavo di comunicazione	Communication cable	From Ser. Nr.: 4511
168	1	0L1441	648615200	Contatto ausiliario	Auxiliary contact	
169	1	0L2325	543613800	Boccola a scatto	Open bushing	From Ser. Nr.: 020
173	5	0L2386	699605700	Connettore 4 vie	4 ways connector	From Ser. Nr.: 037
174	2	0L2387	699605800	Connettore 8 vie	8 ways connector	From Ser. Nr.: 037

**** Schede vecchie e schede nuove non possono coesistere sulla stessa macchina**
You cannot have old and new electronic boards both installed in the same machine